



**2016.05
NO.03**



**海纳刀具
PRECISION TOOL**

海纳刀具 PRECISION TOOL

西安海纳精密机械有限公司
XI 'AN HEINER PRECISION MACHINERY CO., LTD

www.nc360.net







海纳刀具
PRECISION TOOL





公司简介

Company Profile

自从2005年HN-NC创建以来就一直致力于制造及销售符合客户需求的高品质金属加工刀具。

HN-NC created since 2005, has been committed to manufacturing and sales in accordance with customer demand high quality metal processing cutting tool.

在所有的领域中充分满足客户的需求都是十分重要的。

In all the fields fully meet the needs of customers is very important.

秉承对这个理念的坚持，我们能够提供完整的针对所有金属加工工序的解决方案。

Adhering to the insistence of the concept, we are able to offer complete solutions for all metal machining process.

客户的感受我们感同身受，在提供优质的服务同时，我们以及我们的全体员工都能从中感受到巨大的乐趣。

Customer feel our empathy, to provide high quality service at the same time, we and our staff can feel great joy.

尽管我们已经做到了很多，但是我们还在继续努力。

Even though we've done a lot, but we still continue to work hard.


如果满足于现状我们将不会再有进步。

We will be no more progress if content with the status quo.

非常感谢长期以来对我们的信任与支持，请继续关注我们！

Thank you very much for a long time to our trust and support, please continue to pay attention to us!





海纳刀具
PRECISION TOOL

总目录 INDEX

A

车削刀具

TURNING TOOLS

A001-A137

外圆车刀系列	Turning Tool Holder	A001-A052
内孔车刀系列	Boring Bar	A053-A104
螺纹车刀系列	Threading Holder	A105-A108
切槽车刀系列	Tool Holder For Grooving	A109-A124
小刀夹系列	Cartridge	A125-A129
轴承刀系列	Bearing Technical	A130-A137

B

铣削刀具

MILLING TOOL

B001-B052

一体式刀杆	Integrated Arbor	B001-B005
面铣刀盘	Face Milling	B006-B024
铣刀杆	Milling	B025-B052

C

孔加工刀具

HOLE CUTTER

C001-C051

钻削刀具	Fast Drill	C001-C011
镗刀	Boring	C012-C051

D

刀片系列

INSERT

D001-D023

螺纹刀片系列	Threading Holder	D001-D018
切槽刀片系列	Vardex Ordering	D019-D023

E

铣削夹持具

ACCESSORIES

E001-E027

刀柄	Mill Chuck	E001-E013
配件	Fitting	E014-E027

A

外圆车刀系列 Turning tool holder

外圆车刀型号编码说明

external tool holder code system

P	S	K	N	R	25	25	-	M	12
1	2	3	4	5	6	7		8	9

1 刀片夹紧方式 Clamping Method of inserts

无孔上压式夹紧 Top Clamping Without Hole	顶部与杠杆双重夹紧 (多重夹紧, 上压, 上压销) Top and hole clamping (Multi clamp, pin and clamp)	顶部与销孔双重夹紧 (楔块, 定位销, 上压) Top and hole clamping (Wedge clamp, pin and clamp)	顶部与销孔双重夹紧 (多重夹紧, 定位销, 上压) Top and hole clamping (Multi clamp, pin and clamp)	杠杆压紧 (杆销销紧) Hole clamping (Pin lock)	螺丝销紧 Screw on	顶部与销孔双重夹紧 (楔块, 定位销, 上压) Top and hole clamping (Wedge clamp, pin and clamp)
C	A	B	M	P	S	W

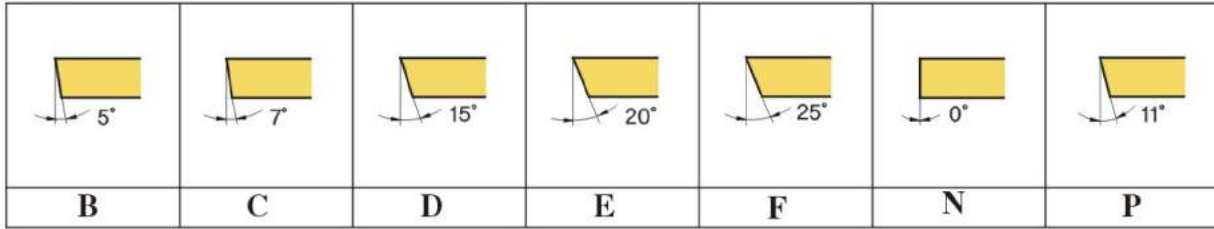
2 刀片形状 Insert Shape

C	D	E	K	L	R	S	T	V	W

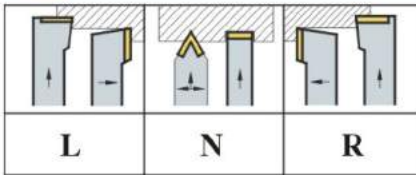
3 刀杆类型 Holder Style

B	D	E	F	G	J	K
L	N	R	S	T	V	Y

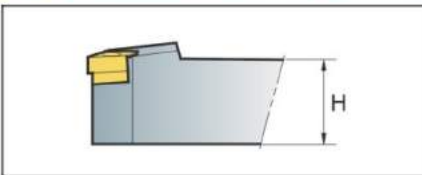
4 刀片后角 Clearance Angle of Inserts



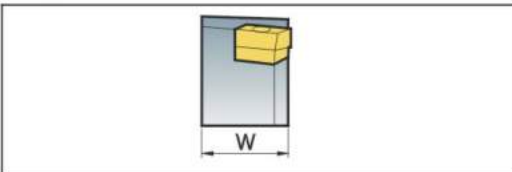
5 刀杆方向 Hand of Tool



6 刀杆高度 Height of Shank



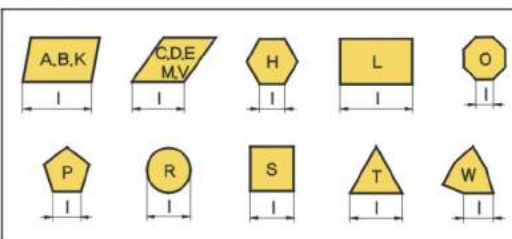
7 刀杆宽度 Width of Shank



8 刀杆长度 Length of Holder

	A - 32	H - 100	Q - 180	X-Special Item
	B - 40	J - 110	R - 200	
	C - 50	K - 125	S - 250	
	D - 60	L - 140	T - 300	
	E - 70	M - 150	U - 350	
	F - 80	N - 160	V - 400	
	G - 90	P - 170	W - 450	

9 切削刃长度 Length of Insert Cutting Edge

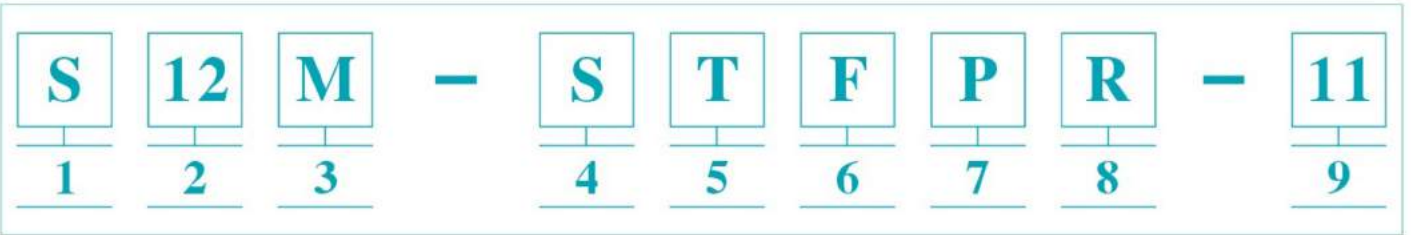


B

内孔车刀系列 Boring bar

内孔车刀型号编码说明

Boring bar code system

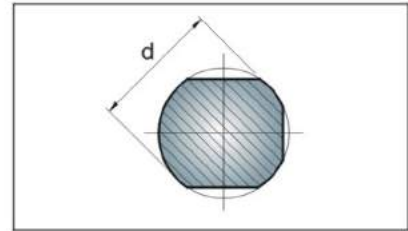


1 刀杆类型 Type of Bar

2 刀杆直径 Bar Diameter

“A” 内冷孔钢刀杆
 “E” 硬质合金杆、钢制刀头、内冷孔
 “C” 硬质合金杆
 “S” 钢刀杆
 “X” 特殊刀杆

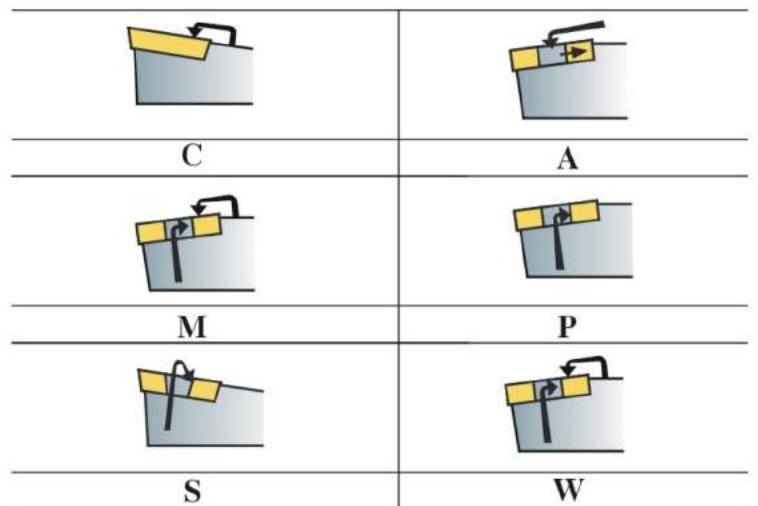
“A” Steel with coolant hole
 “E” Carbide bar with fixed steel head and coolant hole
 “C” Carbide shank
 “S” Steel shank
 “X” Special type



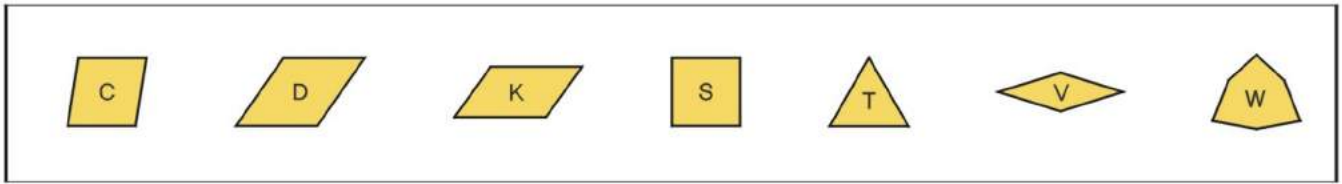
3 刀杆长度 Bar Length

4 刀片夹紧方式 Method of Mounting Insert

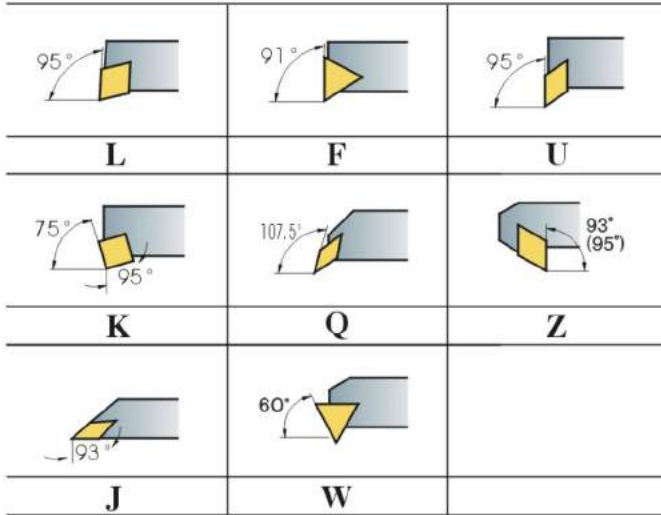
	长度 Length(L)	(mm)
L	H	100
	J	110
	K	125
	M	150
	N	160
	Q	180
	R	200
	S	250
	T	300
	U	350
	V	400
	W	450
Y	500	



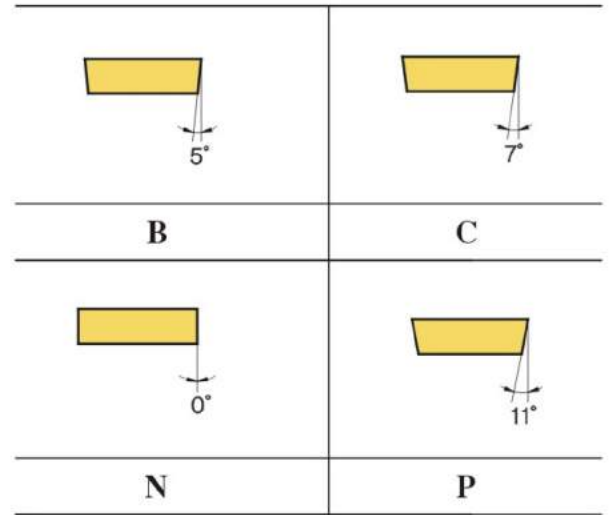
5 刀片形状 Insert Shape




6 刀杆偏角 Lead Angle of Boring Bar



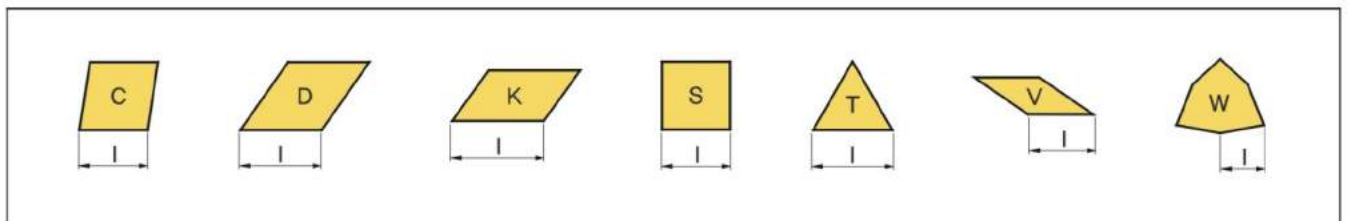
7 刀片后角 Relief Angle of Insert



8 刀杆方向 Hand of Bar

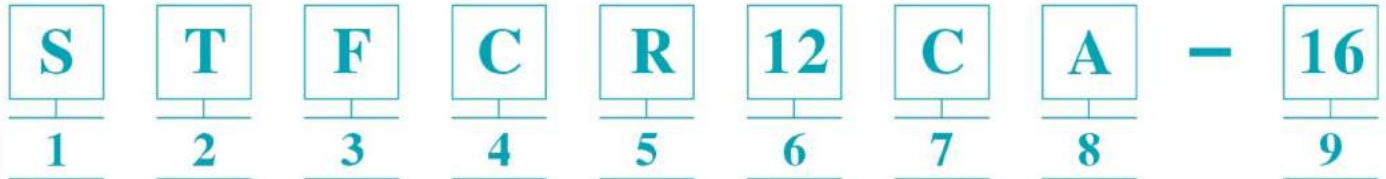


9 切削刃长度 Length of Cutting Edge



小刀夹型号编码说明

Cartridge code system






1 S T F C R 12 C A - 16

刀片安装方法 Method of mounting insert

 <p>TOP CLAMPING 上压式夹紧</p> <p>C</p>	 <p>HOLE CLAMPING 销孔夹紧</p> <p>P</p>	 <p>SCREW ON 螺丝旋紧</p> <p>S</p>
---	---	--

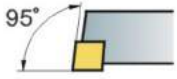
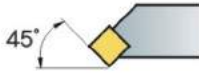
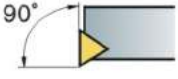
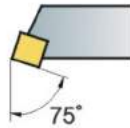
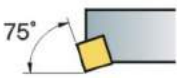
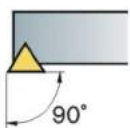
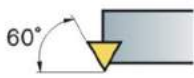
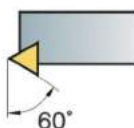
2 S T F C R 12 C A - 16

刀片形状 Insert Shape

 <p>C</p>	 <p>S</p>	 <p>T</p>
---	---	---

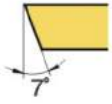
3 S T F C R 12 C A - 16

刀夹形式 Holder style

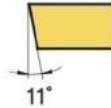
 <p>L</p>	 <p>S</p>	 <p>F</p>	 <p>R</p>
 <p>K</p>	 <p>G</p>	 <p>W</p>	 <p>T</p>

4 S T F C R 12 C A - 16

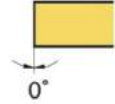
刀片后角 Relief angle of insert



C



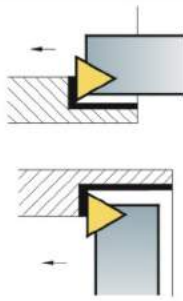
P



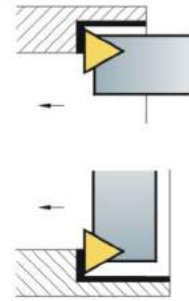
N

5 S T F C R 12 C A - 16

刀夹方向 Hand of tool



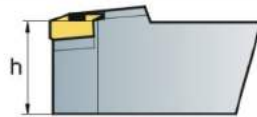
R



L

6 S T F C R 12 C A - 16

切削刃高度 Height of cutting edge



7 S T F C R 12 C A - 16

刀夹编码 Cartridge code

C
(cartridge)

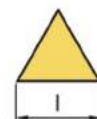

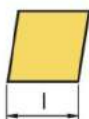
8 S T F C R 12 C A - 16

刀夹型号 Type of cartridge

A
(ISO5611)

9 S T F C R 12 C A - 16

切削刃长度 Length of cutting edge



A

车削刀具系列目录

Turning Tools

Cutting Shape							
Designation	MCBNR/L	MCFNR/L	MCGNR/L	MCKNR/L	MCLNR/L	MCMNN	MCMNN-100
Approach angle	75°	91°	91°	75°	95°	50°	40°
Page	A001	A001	A002	A002	A003	A003	A004
Chamfering						●	●
Back turning							
Turning	●	●	●	●	●		
Copying						●	●
Facing		●	●		●		

Cutting Shape							
Designation	MCSNR/L	MDJNR/L	MDPNN	MDQNR/L	MSBNR/L	MSDNN	MSKNR/L
Approach angle	45°	93°	62.5°	107.5°	75°	45°	75°
Page	A004	A005	A005	A006	A006	A007	A007
Chamfering	●		●			●	
Back turning		●	●	●			
Turning	●				●	●	●
Copying		●	●	●			
Facing	●						●

Cutting Shape							
Designation	MSSNR/L	MTBNR/L	MTENN	MTFNR/L	MTGNR/L	MTJNR/L	MTQNR/L
Approach angle	45°	75°	60°	91°	91°	93°	105°
Page	A008	A008	A009	A009	A010	A010	A011
Chamfering	●		●				
Back turning							
Turning	●	●	●	●	●	●	●
Copying			●			●	
Facing		●		●	●		●

Cutting Shape							
Designation	MVJNR/L	MVQNR/L	MVUNR/L	MVVNN	MWLNR/L		
Approach angle	93°	117.5°	95°	72.5°	95°		
Page	A011	A012	A012	A013	A013		
Chamfering							
Back turning	●	●	●				
Turning	●	●	●	●	●		
Copying	●	●	●	●			
Facing					●		

Cutting Shape							
Designation	WCLNR/L	WTJNR/L	WTENN	WTQNR/L	WWLNR/L		
Approach angle	95°	93°	60°	105°	95°		
Page	A014	A014	A015	A015	A016		
Chamfering			●				
Back turning							
Turning	●	●	●	●	●		
Copying		●					
Facing	●			●	●		

Cutting Shape							
Designation	PCKNR/L	PCLNR/L	PDJNR/L	PDNNR/L	PSBNR/L	PSDNN	PSKNR/L
Approach angle	75°	95°	93°	62.5°	75°	45°	75°
Page	A017	A017	A018	A018	A019	A019	A020
Chamfering				●	●	●	
Back turning							
Turning	●	●	●	●	●	●	●
Copying			●				
Facing	●						●

A

车削刀具系列目录

Turning Tools

Cutting Shape							
Designation	PSSNR/L	PTFNR/L	PTG(J)NR/L	PVLNR/L			
Approach angle	45°	91°	95°	91° (93°)			
Page	A020	A021	A021	A022			
Chamfering	●						
Back turning							
Turning	●	●	●	●			
Copying							
Facing		●		●			

Cutting Shape							
Designation	ACBNR/L	ACKNR/L	ACLNR/L	ADJNR/L	ADPNN	ASSNR/L	ATGNR/L ATJNR/L
Approach angle	75°	75°	95°	93°	60°	45°	91° (93°)
Page	A023	A023	A024	A024	A025	A025	A026
Chamfering	●				●	●	
Back turning							
Turning	●	●	●	●			●
Copying				●	●	●	
Facing		●					

Cutting Shape							
Designation	AVJNR/L	AVVNN	AVLNR/L				
Approach angle	93°	72.5°	95°				
Page	A026	A027	A027				
Chamfering		●					
Back turning							
Turning	●	●	●				
Copying	●	●					
Facing			●				

Cutting Shape							
Designation	BCBNR/L	BCKNR/L	BCLNR/L	BCMNN	BCMNN-100	BDJNR	BDNN
Approach angle	75°	75°	95°	50°	40°	93°	62.5°
Page	A028	A028	A029	A029	A030	A030	A031
Chamfering				●	●		●
Back turning							
Turning	●	●	●	●	●	●	●
Copying							●
Facing							

Cutting Shape							
Designation	BTENN	BTGNR/L	BTJNR/L	BTQNR/L	BVJNR/L	BVQNR/L	BVVNN
Approach angle	60°	91°	93°	105°	93°	117.5°	72.5°
Page	A031	A032	A032	A033	A033	A034	A034
Chamfering	●						●
Back turning						●	
Turning		●	●	●	●	●	●
Copying	●		●	●	●	●	●
Facing							

Cutting Shape							
Designation	BWLNR/L						
Approach angle	95°						
Page	A035						
Chamfering							
Back turning							
Turning	●						
Copying							
Facing	●						



A

车削刀具系列目录

Turning Tools

Cutting Shape							
Designation	SCACR/L	SCBCR/L	SCFCR/L	SCKCR/L	SCLCR/L	SCMCN-100	SCMCN
Approach angle	90°	75°	91°	75°	95°	40°	50°
Page	A036	A036	A037	A037	A038	A038	A039
Chamfering						●	●
Back turning							
Turning	●	●	●	●	●		
Copying			●			●	●
Facing				●	●		

Cutting Shape							
Designation	SCSCR/L	SDACR/L	SDFCR/L	SDJCR/L	SDJCR/L-F	SDNCN	SDQCR/L
Approach angle	50°	90°	91°	93°	93°	62.5°	107.5°
Page	A039	A040	A040	A041	A041	A042	A042
Chamfering	●				●	●	
Back turning		●	●	●			
Turning		●	●	●	●		●
Copying	●	●	●	●		●	
Facing					●		●

Cutting Shape							
Designation	SRACR/L	SRDCN	SRGCR/L	SSBKR/L	SSDCN	SSKCR/L	SSSCR/L
Approach angle				75°	45°	75°	45°
Page	A043	A043	A044	A044	A045	A045	A046
Chamfering					●	●	●
Back turning							
Turning	●	●	●	●		●	●
Copying	●	●	●				●
Facing						●	

Cutting Shape							
Designation	STGCR/L	STFCR/L	STJCR/L	STWCR/L	SVJBR/L-F SVJCR/L-F	SVJBR/L SVJCR/L	SVQBR/L
Approach angle	91°	91°	93°	60°	93°	93°	117.5°
Page	A046	A047	A047	A048	A048	A049	A050
Chamfering							
Back turning					●	●	●
Turning	●	●	●	●			●
Copying					●	●	●
Facing		●		●			

Cutting Shape							
Designation	SVVBN	SWCN	SVUCR/L	SVUBR/L			
Approach angle	72.5°	72.5°	95°	95°			
Page	A051	A051	A052	A052			
Chamfering							
Back turning							
Turning			●	●			
Copying	●	●					
Facing			●	●			

Cutting Shape							
Designation	MCFNR/L	MCKNR/L	MCLNR/L	MCWNR/L	MDGQR/L	MDUNR/L	MDZNR/L
Approach angle	91°	75°	95°	50°	107.5°	95°	93°
Page	A053	A053	A054	A054	A055	A055	A056
Chamfering				●			
Back turning						●	●
Turning	●	●	●	●	●	●	●
Copying					●	●	●
Facing			●				

A

车削刀具系列目录

Turning Tools

Cutting Shape							
Designation	MDWNR/L	MSKNR/L	MTFNR/L	MTFNR/L-R	MTJNR/L	MTUNR/L	MTUNR/L-R
Approach angle	62.5°	75°	91°	91°	117°	95°	95°
Page	A056	A057	A057	A058	A058	A059	A059
Chamfering	●						
Back turning							
Turning		●	●	●	●	●	●
Copying	●						
Facing		●			●		●

Cutting Shape							
Designation	MTWNR/L	MTQNR/L	MVQNR/L	MVUNR/L	MVWNR/L	MVXNR/L	MWLNR/L
Approach angle	60°	105°	117.5°	95°	72.5°	139°	95°
Page	A060	A060	A061	A061	A062	A062	A063
Chamfering	●				●		
Back turning			●	●			
Turning	●	●	●	●		●	●
Copying			●	●	●	●	
Facing							●

Cutting Shape							
Designation	WTQNR	WTUNR	WTJNR				
Approach angle	105°	95°	93°				
Page	A063	A064	A064				
Chamfering							
Back turning							
Turning	●	●	●				
Copying							
Facing			●				

Cutting Shape							
Designation	PCLNR/L	PDUNR/L	PDWNR/L	PSKNR/L	PTFNR/L	PWLNR/L	
Approach angle	95°	95°	62.5°	75°	91°	95°	
Page	A065	A065	A066	A066	A067	A067	
Chamfering							
Back turning		●	●				
Turning	●			●	●	●	
Copying		●	●				
Facing	●			●		●	

Cutting Shape							
Designation	ACLNR/L	ADUNR/L	ASKNR/L	AWLNR/L			
Approach angle	95°	95°	75°	95°			
Page	A068	A068	A069	A069			
Chamfering							
Back turning		●					
Turning	●		●	●			
Copying		●					
Facing	●			●			

Cutting Shape							
Designation	SCKCR/L	SCLCR/L	SCZCR/L	SDQCR/L	SDUCR/L	SDWCR/L	SDZCR/L
Approach angle	75°	95°	93°	107.5°	95°	62.5°	3°
Page	A070	A071	A072	A072	A073	A073	A074
Chamfering						●	
Back turning			●	●	●	●	●
Turning	●	●	●				●
Copying				●	●	●	
Facing		●					

A

车削刀具系列目录

Turning Tools

Cutting Shape							
Designation	SSKCR/L	SSSCR/L	SSSPR/L	STFCR/L	STFPR/L	STUCR/L	STUPR/L
Approach angle	75°	45°	45°	91°	91°	95°	95°
Page	A074	A075	A075	A076	A077	A078	A079
Chamfering							
Back turning		●	●				
Turning	●	●	●	●	●	●	●
Copying		●	●				
Facing	●						

Cutting Shape							
Designation	STWCR/L	SVJBR/L	SVJCR/L	SVQBR/L	SVQCR/L	SVXBR/L	SVXCR/L
Approach angle	60°	93°	93°	117.5°	117.5°	96°	96°
Page	A080	A081	A081	A082	A082	A083	A083
Chamfering	●						
Back turning	●			●	●		
Turning		●	●	●	●	●	●
Copying	●			●	●		
Facing		●	●			●	●

Cutting Shape							
Designation	SVUBR/L	SVUCR/L	SVWBR/L	SVWCR/L	SVZBR/L	SVZCR/L	SWLCR/L
Approach angle	95°	95°	72.5°	72.5°	93°	93°	95°
Page	A084	A084	A085	A085	A086	A086	A087
Chamfering			●				
Back turning	●	●	●	●	●	●	
Turning	●	●	●	●	●	●	●
Copying	●	●			●		
Facing							●

Cutting Shape							
Designation	SCLCR/L	SCLPR/L	SDQCR/L	SDUCR/L	SDZCR/L	STUCR/L	STUPR/L
Approach angle	5°	5°	17.5°	95°	3°	5°	5°
Page	A088	A088	A089	A090	A091	A092	A093
Chamfering							
Back turning				●	●		
Turning	●	●	●	●	●	●	●
Copying				●	●		
Facing	●	●				●	●

Cutting Shape							
Designation	SVJP(C)(B)R/L	SVQBR/L	SVUCR/L	SVZBR/L	SWUBR/L		
Approach angle	52°	27.5°	3°	3°	3°		
Page	A094	A095	A096	A097	A098		
Chamfering							
Back turning	●		●	●			
Turning	●	●	●	●	●		
Copying	●			●			
Facing					●		

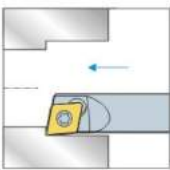
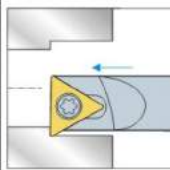
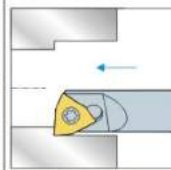
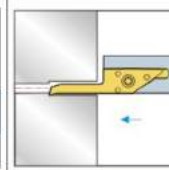
Cutting Shape							
Designation	SCLCR/L	SDQCR/L	SDUCR/L	STFPR/L	STFCR/L	STUPR/L	STUCR/L
Approach angle	95°	107.5°	95°	91°	91°	95°	95°
Page	A099	A099	A100	A100	A101	A101	A102
Chamfering							
Back turning		●	●				
Turning	●	●	●	●	●	●	●
Copying		●					
Facing	●						

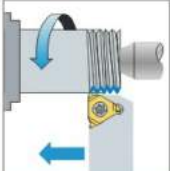
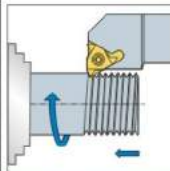
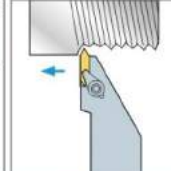
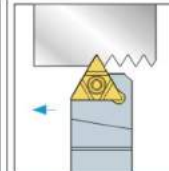
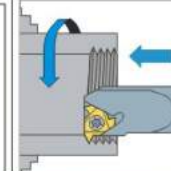
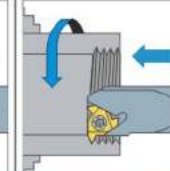


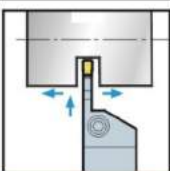
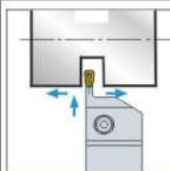
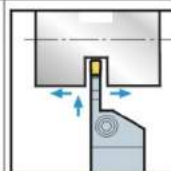
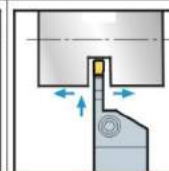

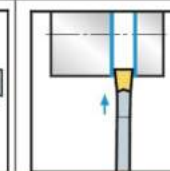
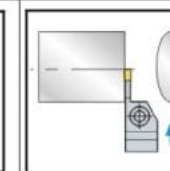
A

车削刀具系列目录

Turning Tools

Cutting Shape							
Designation	SEXP	STFB	SWUB	SVNR			
Approach angle	100°	91°	93°				
Page	A1031	A103	A104	A104			
Chamfering							
Back turning							
Turning	●	●	●	●			
Copying							
Facing			●				

Cutting Shape							
Designation	SER/L	B-SER/L	SER/L-V	SER-U	SNR/L	SIR/L	
Approach angle							
Page	A105	A105	A106	A106	A107	A108	
Chamfering							
Back turning							
Turning	●	●	●	●	●	●	
Copying							
Facing							

Cutting Shape							
Designation	MGEHR/L	TTER/L	MQE	CGWSR/L	SMBB	SPB	ZQ,QZQ
Approach angle							
Page	A0109	A110	A111	A112	A113	A114	A115
Chamfering							
Back turning							
Turning	●	●	●	●	●	●	●
Copying							
Facing							

Cutting Shape							
Designation	SPH	MGEUR/L	JSTGR/L	SGBA/L,SWTR/L	PCHR/L	SFVCR	FGVH
Approach angle							
Page	A116	A117	A117	A118	A119	A119	A120
Chamfering							
Back turning							
Turning	●	●	●	●	●	●	●
Copying		●			●	●	●
Facing							

Cutting Shape							
Designation	FGHH	MGIVR/L	TTIR	JSTGR/L	GHV	SNGR/L	CSKPR/L
Approach angle							
Page	A121	A122	A123	A123	A124	A124	A125
Chamfering							
Back turning							
Turning	●	●	●	●	●	●	●
Copying	●	●					
Facing							

Cutting Shape							
Designation	CTFPR/L	CTSPR/L	CTPR/L	CTWPR/L	STTCR/L	STWCR/L	SSKCR/L
Approach angle							
Page	A125	A126	A126	A127	A127	A128	A128
Chamfering		●	●				
Back turning							
Turning	●	●	●	●	●	●	●
Copying							
Facing							



A

车削刀具系列目录

Turning Tools

Cutting Shape							
Designation	SSSCR/L	STFCL/L	CMSNR/L-F	CMSNR/L-B	SRGPR/L-E	SRGPR/L-F	SRCPR/L-B
Approach angle							
Page	A129	A129	A130	A130	A131	A131	A132
Chamfering			●	●			
Back turning							
Turning	●	●	●	●	●	●	●
Copying							
Facing						●	

Cutting Shape							
Designation	CSKPR/L	SSKPR/L	CKFNR	CKFNR	CSGNR	CSBNR	CSKNR
Approach angle							
Page	A132	A133	A133	A134	A134	A135	A135
Chamfering							
Back turning							
Turning	●	●	●	●	●	●	●
Copying							
Facing	●	●					

Cutting Shape							
Designation	CTGNR						
Approach angle							
Page	A136						
Chamfering							
Back turning							
Turning	●						
Copying							
Facing							

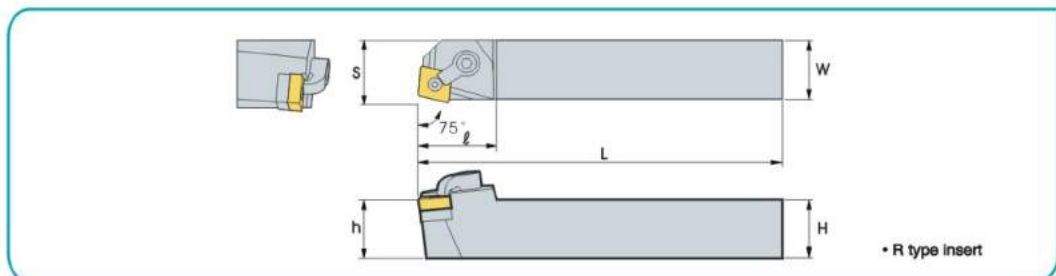
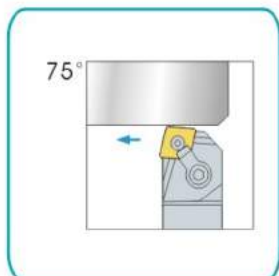
A 外园车刀系列 M
Turning tool holder





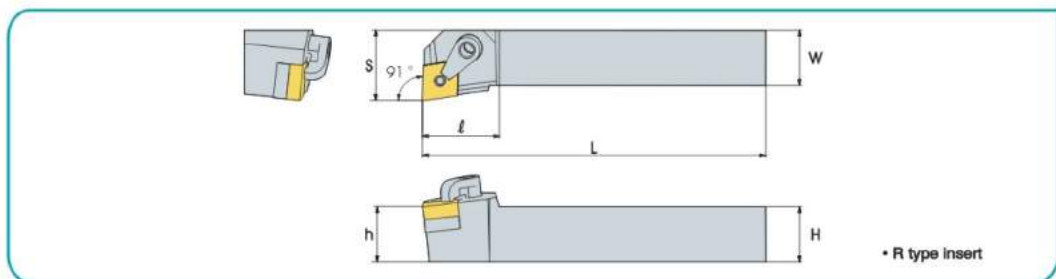
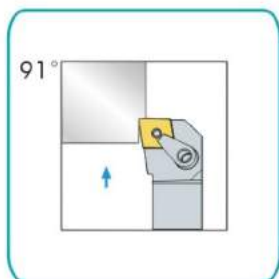
MCBNR/L

A
外园车刀系列
Turning tool holder



型号 Designation	库存 Stock		尺寸 Size						刀片 Inserts	刀垫 Shim	销钉 Pin	压板 Clamp	双头螺钉 Screw	扳手 Wrench
	R	L	H	W	L	ℓ	h	s						
MCBNR/L2020K12	●	●	20	20	125	32	20	17						
2525M12	●	●	25	25	150	32	25	22	CN□□1204□□	MC1204	CTM617	HL1814	ML0625	L2.5,L3.0
3232P12	●	●	32	32	170	32	32	27						
3232P16	●	●	32	32	170	40	32	27	CN□□1606□□	MC1604	CTM822	HL2217	ML0830	L3.0,L4.0
3232P19	●	●	32	32	170	40	32	27	CN□□1906□□	MC1904	CTM1022	HL2217	ML0830	L4.0

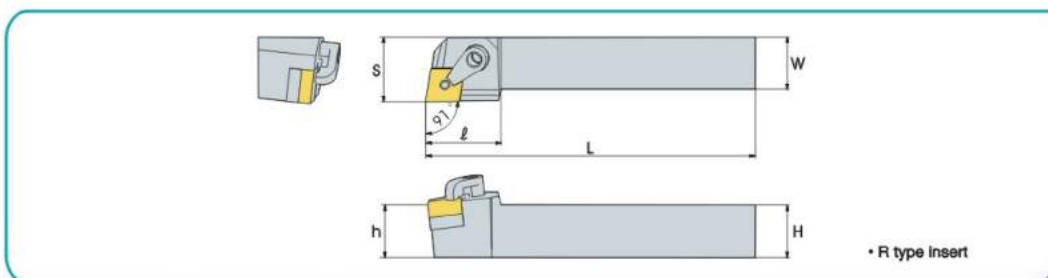
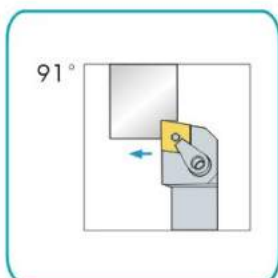
MCFNR/L



型号 Designation	库存 Stock		尺寸 Size						刀片 Inserts	刀垫 Shim	销钉 Pin	压板 Clamp	双头螺钉 Screw	扳手 Wrench
	R	L	H	W	L	ℓ	h	s						
MCFNR/L2020K12	●		20	20	125	32	20	25						
2525M12	●		25	25	150	32	25	32	CN□□1204□□	MC1204	CTM617	HL1814	ML0625	L2.5,L3.0
3232P12			32	32	170	32	32	40						

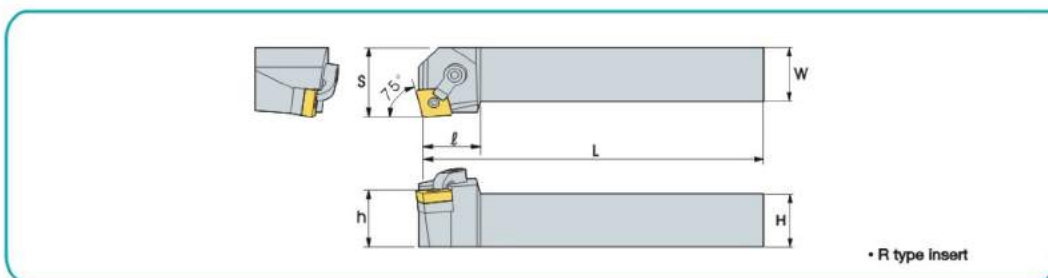
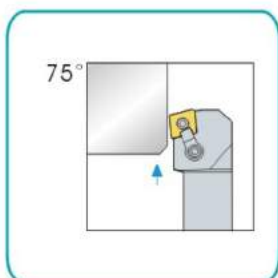


>>> MCGNR/L



型号 Designation	库存 Stock		尺寸 Size						刀片 Inserts	刀垫 Shim	销钉 Pin	压板 Clamp	双头螺钉 Screw	扳手 Wrench	
	R	L	H	W	L	l	h	s							
MCGNR/L2020K12	●	●	20	20	125	32	20	25							
2525M12	●	●	25	25	150	32	25	32	CN□□1204□□	MC1204	CTM617	HL1814	ML0625	L2.5,L3.0	
3232P12			32	32	170	32	32	40							
3232P16			32	32	170	36	32	40	CN□□1606□□	MC1604	CTM822	HL2217	ML0830	L3.0,L4.0	
3232P19	●	●	32	32	170	38	32	40	CN□□1906□□	MC1904	CTM1022	HL2217	ML0830	L4.0	

>>> MCKNR/L

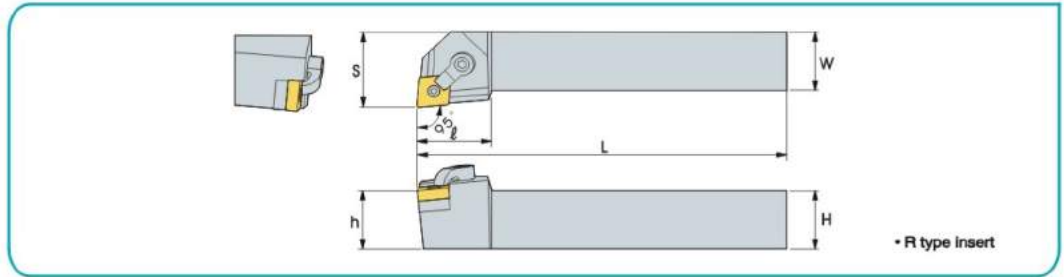
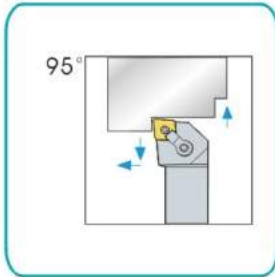


型号 Designation	库存 Stock		尺寸 Size						刀片 Inserts	刀垫 Shim	销钉 Pin	压板 Clamp	双头螺钉 Screw	扳手 Wrench	
	R	L	H	W	L	l	h	s							
MCKNR/L2020K12	●	●	20	20	125	32	20	25							
2525M12	●	●	25	25	150	32	25	32	CN□□1204□□	MC1204	CTM617	HL1814	ML0625	L2.5,L3.0	
3232P12	●	●	32	32	170	32	32	40							
3232P16			32	32	170	36	32	40	CN□□1606□□	MC1604	CTM822	HL2217	ML0830	L3.0,L4.0	
3232P19	●	●	32	32	170	36	32	40	CN□□1906□□	MC1904	CTM1022	HL2217	ML0830	L4.0	



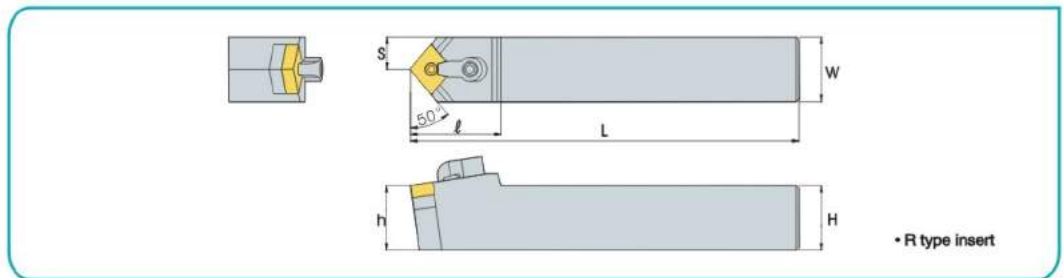
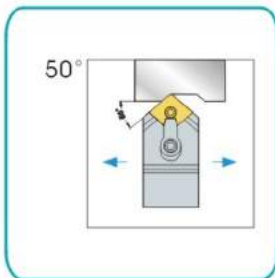
MCLNR/L

A
外园车刀系列
Turning tool holder



型号 Designation	库存 Stock		尺寸 Size						刀片 Inserts	刀垫 Shim	销钉 Pin	压板 Clamp	双头螺钉 Screw	扳手 Wrench
	R	L	H	W	L	ℓ	h	s						
MCLNR/L 1616H12	●	●	16	16	100	32	16	20	CN□□1204□□	MC1204	CTM617	HL1814	ML0625	L2.5,L3.0
2020K12	●	●	20	20	125	32	20	25						
2525M12	●	●	25	25	150	32	25	32						
3232P12	●	●	32	32	170	32	32	40						
2525M16	●	●	25	25	150	35	25	32	CN□□1606□□	MC1604	CTM822	HL2217	ML0830	L3.0,L4.0
3232P16	●	●	32	32	170	35	32	40						
3232P19	●	●	32	32	170	36	32	40	CN□□1906□□	MC1904	CTM1022	HL2217	ML0830	L4.0
4040R19	●	●	40	40	200	36	40	50						

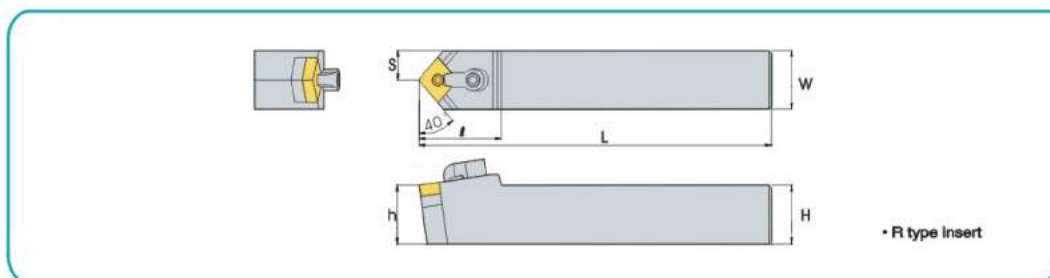
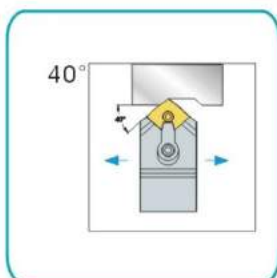
MCMNN



型号 Designation	库存 Stock		尺寸 Size						刀片 Inserts	刀垫 Shim	销钉 Pin	压板 Clamp	双头螺钉 Screw	扳手 Wrench
	R	L	H	W	L	ℓ	h	s						
MCMNN 2020K12	●		20	20	125	35	20	10	CN□□1204□□	MC1204	CTM617	HL1814	ML0625	L2.5,L3.0
2525M12	●		25	25	150	35	25	12.5						
3232P12			32	32	170	35	32	16						
2525M16			25	25	150	42	25	12.5	CN□□1606□□	MC1604	CTM822	HL2217	ML0830	L3.0,L4.0

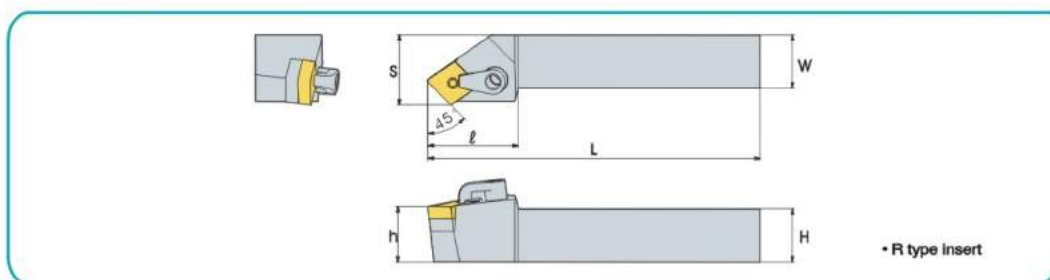
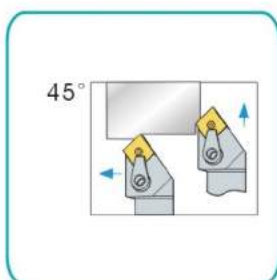


MCMNN-100



型号 Designation	库存 Stock		尺寸 Size						刀片 Inserts	刀垫 Shim	销钉 Pin	压板 Clamp	双头螺钉 Screw	扳手 Wrench	
	R	L	H	W	L	l	h	s							
MCMNN 2020K12-100	●		20	20	125	35	20	10							
2525M12-100	●		25	25	150	35	25	12.5	CN□□1204□□	MC1204	CTM617	HL1814	ML0625	L2.5,L3.0	
3232P12-100			32	32	170	35	32	16							
2525M16-100			25	25	150	42	25	12.5	CN□□1606□□	MC1604	CTM822	HL2217	ML0830	L3.0,L4.0	
3232P16-100			32	32	170	42	32	16							

MCSNR/L

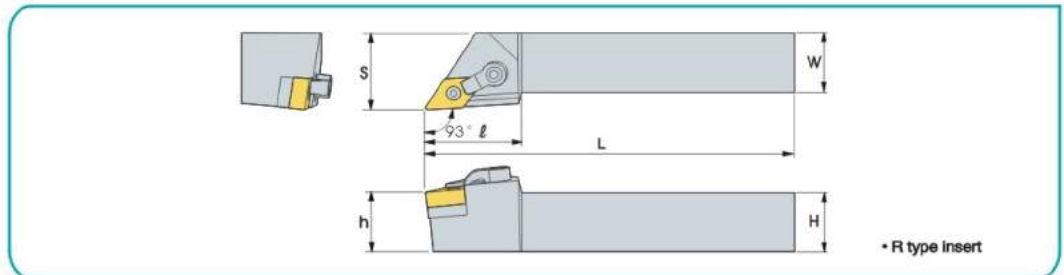
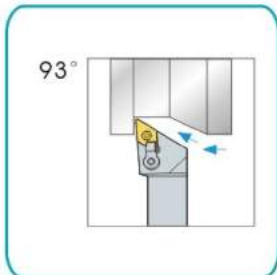


型号 Designation	库存 Stock		尺寸 Size						刀片 Inserts	刀垫 Shim	销钉 Pin	压板 Clamp	双头螺钉 Screw	扳手 Wrench	
	R	L	H	W	L	l	h	s							
MCSNR/L2020K12	●		20	20	125	32	20	25							
2525M12	●		25	25	150	32	25	32	CN□□1204□□	MC1204	CTM617	HL1814	ML0625	L2.5,L3.0	
3232P12			32	32	170	32	32	40							
3232P19			32	32	170	36	32	40	CN□□1906□□	MC1904	CTM1022	HL2217	ML0830	L4.0	



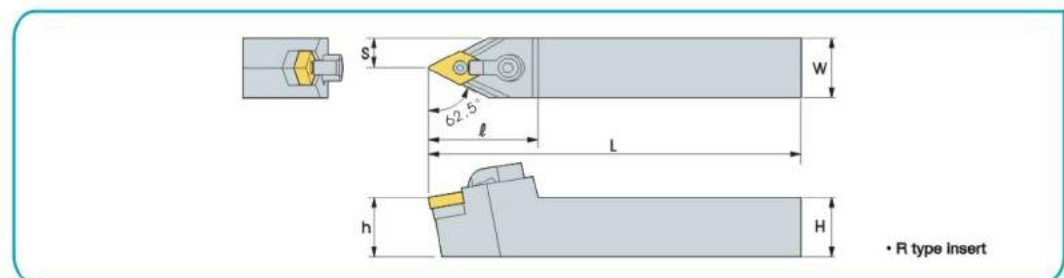
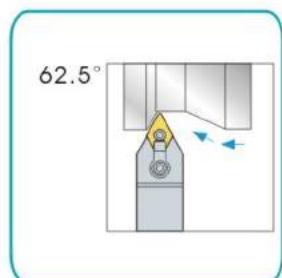
MDJNR/L

A
外园车刀系列
Turning tool holder



型号 Designation	库存 Stock		尺寸 Size						刀片 Inserts	刀垫 Shim	销钉 Pin	压板 Clamp	双头螺钉 Screw	扳手 Wrench	
	R	L	H	W	L	ℓ	h	s							
MDJNR/L 1616H11	●	●	16	16	100	32	16	20							
2020K11	●	●	20	20	125	32	20	25	DN□□1104□□	MD1103	CTM513	HL2114	ML0625	L2.0,L3.0	
2525M11	●	●	25	25	150	32	25	32							
2020K15	●	●	20	20	125	38	20	25							
2525M15	●	●	25	25	150	38	25	32	DN□□1504□□	MD1506	CTM619	HL2114	ML0625	L2.5,L3.0	
3232P15	●	●	32	32	170	38	32	40	DN□□1506□□	MD1504					

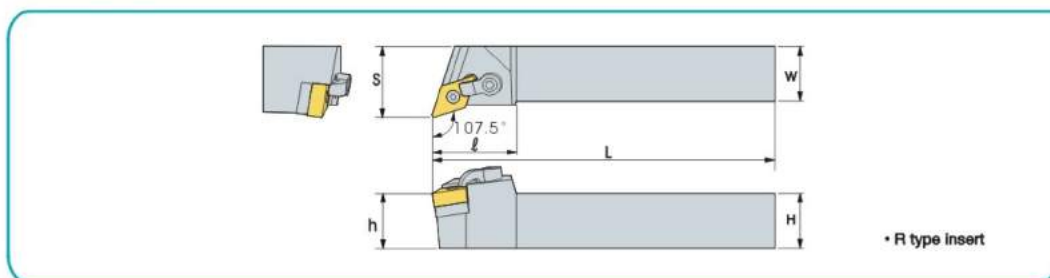
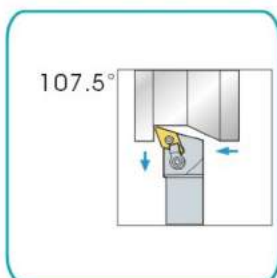
MDPNN



型号 Designation	库存 Stock		尺寸 Size						刀片 Inserts	刀垫 Shim	销钉 Pin	压板 Clamp	双头螺钉 Screw	扳手 Wrench	
	R	L	H	W	L	ℓ	h	s							
MDPNN/L1616H11	●		16	16	100	35	16	8							
2020K11	●		20	20	125	37	20	10	DN□□1104□□	MD1103	CTM513	HL2114	ML0625	L2.0,L3.0	
2020K15	●		20	20	125	44	20	10	DN□□1504□□	MD1506	CTM619	HL2114	ML0625	L2.5,L3.0	
2525M15	●		25	25	150	44	25	12.5	DN□□1506□□	MD1504					

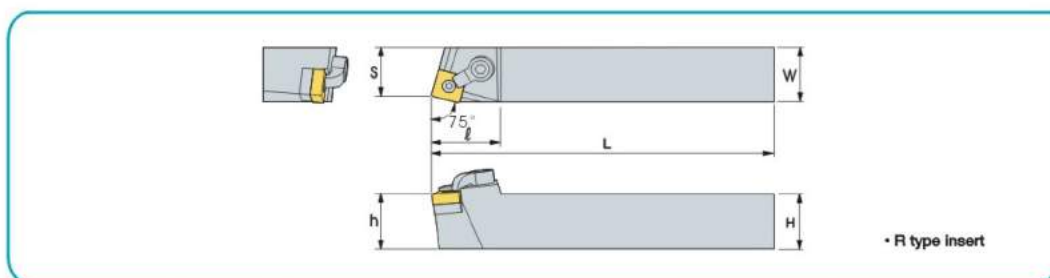
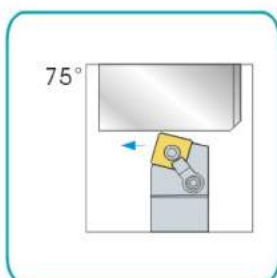


MDQNR/L



型号 Designation	库存 Stock		尺寸 Size						刀片 Inserts	刀垫 Shim	销钉 Pin	压板 Clamp	双头螺钉 Screw	扳手 Wrench	
	R	L	H	W	L	ℓ	h	s							
MDQNR/L 1616H11	●	●	16	16	100	30	16	20							
2020K11	●	●	20	20	125	30	20	25	DN□□1104□□MD1103		CTM513	HL1814	ML0625	L2.0,L3.0	
2525M11	●	●	25	25	150	30	25	32							
2020K15	●	●	20	20	125	36	20	25							
2525M15	●	●	25	25	150	36	25	32	DN□□1504□□MD1506 DN□□1506□□MD1504		CTM619	HL2114	ML0625	L2.5,L3.0	
3232P15	●	●	32	32	170	36	32	40							

MSBNR/L

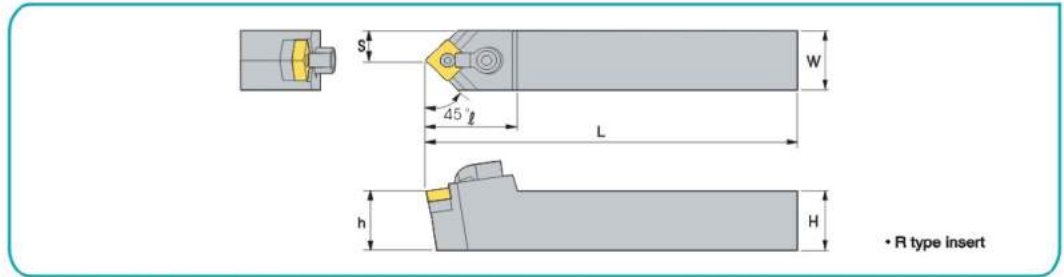
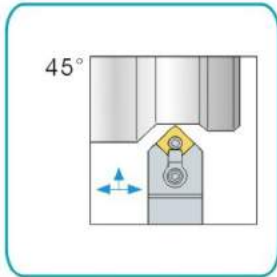


型号 Designation	库存 Stock		尺寸 Size						刀片 Inserts	刀垫 Shim	销钉 Pin	压板 Clamp	双头螺钉 Screw	扳手 Wrench	
	R	L	H	W	L	ℓ	h	s							
MSBNR/L 2020K12	●	●	22	22	125	32.5	20	17							
2525M12	●	●	25	25	150	32.5	25	22	SN□□1204□□MS1204		CTM617	HL1814	ML0625	L2.5,L3.0	
3232P12	●	●	32	32	170	32.5	32	27							
3232P19	●	●	32	32	170	40	30	27							
4040R19	●		40	40	200	40	40	35	SN□□1906□□MS1904		CTM1022	HL2217	ML0830	L4.0	



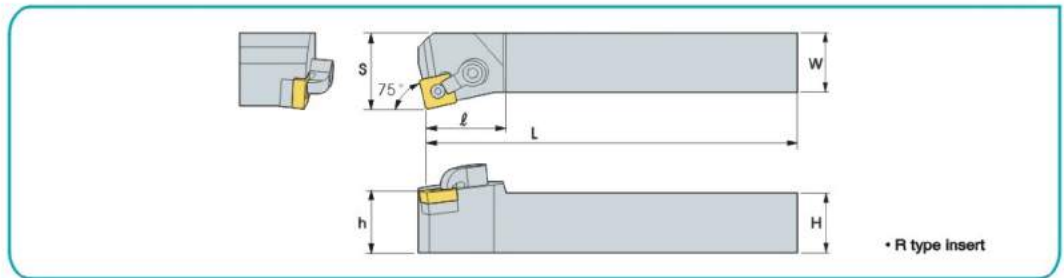
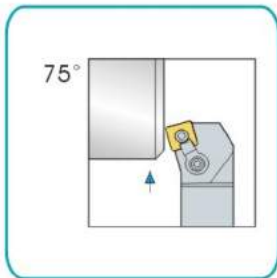
MSDNN

A
外园车刀系列
Turning tool holder



型号 Designation	库存 Stock		尺寸 Size						刀片 Inserts	刀垫 Shim	销钉 Pin	压板 Clamp	双头螺钉 Screw	扳手 Wrench	
	R	L	H	W	L	ℓ	h	s							
MSDNN 1616H12	●		16	16	100	34	16	8							
2020K12	●		20	20	125	34	20	10							
2525M12	●		25	25	150	34	25	12.5	SN□□1204□□MS1204	CTM617	HL1814	ML0625	L2.5,L3.0		
3232P12	●		25	25	170	34	32	16							
2525M15	●		25	25	150	40	25	12.5							
3232P15			32	32	170	40	32	16	SN□□1506□□MS1504	CTM0822	HL2217	ML0830	L3.0,4.0		
3232P19	●		32	32	170	40	32	16							
4040R19	●		40	40	200	40	40	20	SN□□1906□□MS1904	CTM1022	HL2217	ML0830	L4.0		

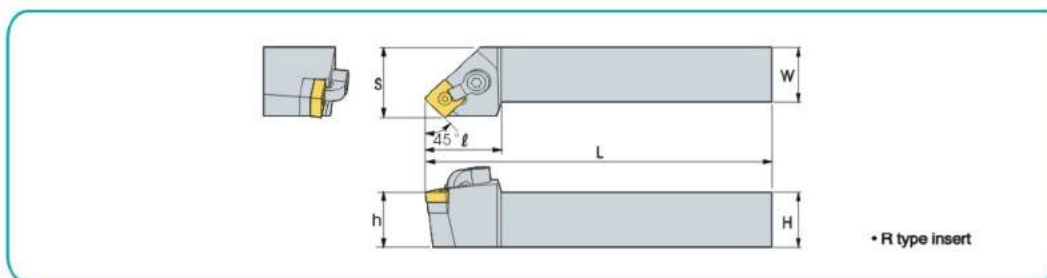
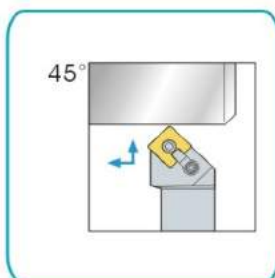
MSKNR/L



型号 Designation	库存 Stock		尺寸 Size						刀片 Inserts	刀垫 Shim	销钉 Pin	压板 Clamp	双头螺钉 Screw	扳手 Wrench
	R	L	H	W	L	ℓ	h	s						
MSKNR/L 2020K12	●	●	20	20	125	29	20	25						
2525M12	●	●	25	25	150	29	25	32	SN□□1204□□MS1204	CTM617	HL1814	ML0625	L2.5,L3.0	
2525M15	●	●	25	25	150	32	25	32						
3232P15	●		32	32	170	32	32	40	SN□□1506□□MS1504	CTM822	HL2217	ML0625	L3.0,L4.0	
3232P19	●	●	32	32	170	36	32	40						
4040R19			40	40	200	40	40	50	SN□□1906□□MS1904	CTM1022	HL2217	ML0625	L4.0	

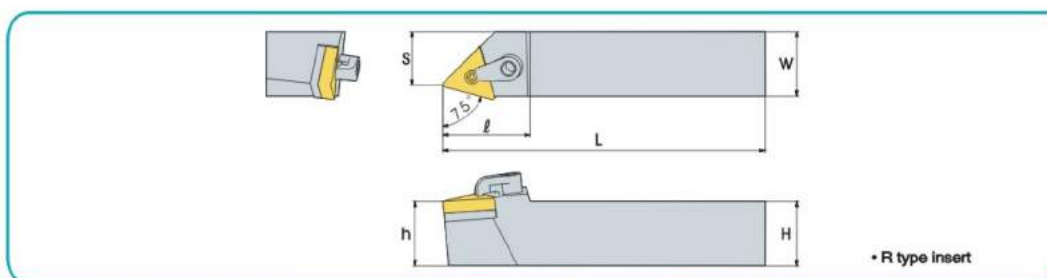
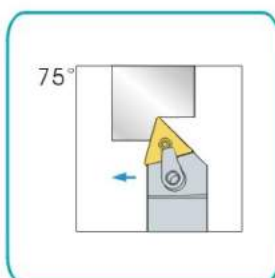


>>> MSSNR/L



型号 Designation	库存 Stock		尺寸 Size						刀片 Inserts	刀垫 Shim	销钉 Pin	压板 Clamp	双头螺钉 Screw	扳手 Wrench	
	R	L	H	W	L	ℓ	h	s							
MSSNR/L 2020L12	●	●	20	20	125	34	20	25							
2525M12	●	●	25	25	150	34	25	32	SN□□1204□□	MS1204	CTM617	HL1814	ML0625	L2.5,L3.0	
3232P12	●	●	32	32	170	34	32	40							
2525M15	●	●	25	25	150	36	25	32	SN□□1506□□	MS1504	CTM0822	HL2217	ML0830	L3.0,4.0	
3232P15	●	●	32	32	170	45	32	40							
3232P19	●	●	32	32	170	50	32	40	SN□□1904□□	MS1904	CTM1022	HL2217	ML0830	L4.0	
4040R19	●	●	40	40	200	50	40	50							

>>> MTBNR/L

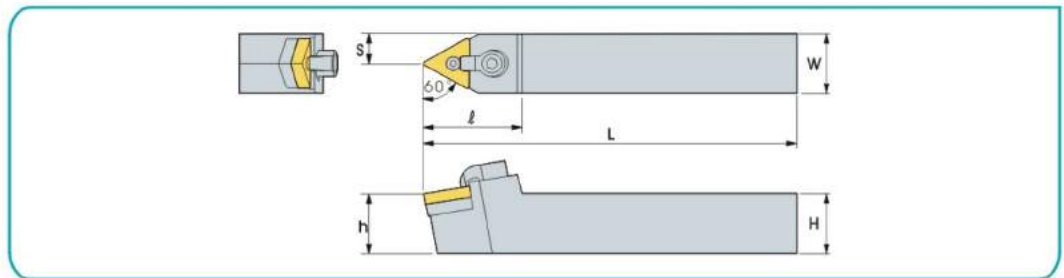
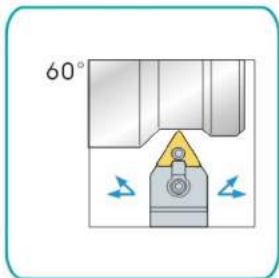


型号 Designation	库存 Stock		尺寸 Size						刀片 Inserts	刀垫 Shim	销钉 Pin	压板 Clamp	双头螺钉 Screw	扳手 Wrench
	R	L	H	W	L	ℓ	h	s						
MTBNR/L 2020K16	●		20	20	125	26	20	15.5						
2525M16	●		25	25	150	26	25	20.5	TN□□1604□□	MT1603	CTM513	HL1814	ML0625	L2.0,L3.0



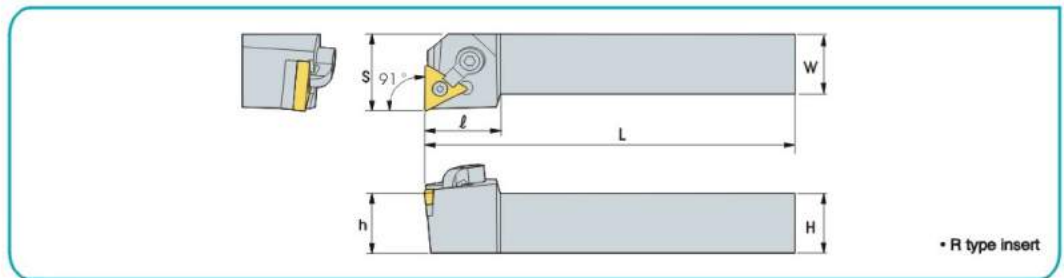
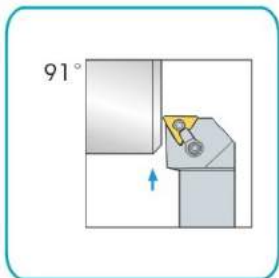
MTENN

A
外园车刀系列
Turning tool holder



型号 Designation	库存 Stock		尺寸 Size						刀片 Inserts	刀垫 Shim	销钉 Pin	压板 Clamp	双头螺钉 Screw	扳手 Wrench
	R	L	H	W	L	ℓ	h	s						
MTENN 1616H16	●		16	16	100	35	16	8	TN□□1604□□MT1603	CTM513	HL1814	ML0625	L2.0,L3.0	
2020K16	●		20	20	125	35	20	10						
2525M16	●		25	25	150	35	25	12.5						
3232P16	●		32	32	170	35	32	16						
4040R16			40	40	200	35	40	20						
2525M22	●		25	25	150	38	25	12.5	TN□□2204□□MT2204	CTM617	HL1917	ML0830	L2.5,L4.0	
3232P22	●		32	32	170	38	32	16						

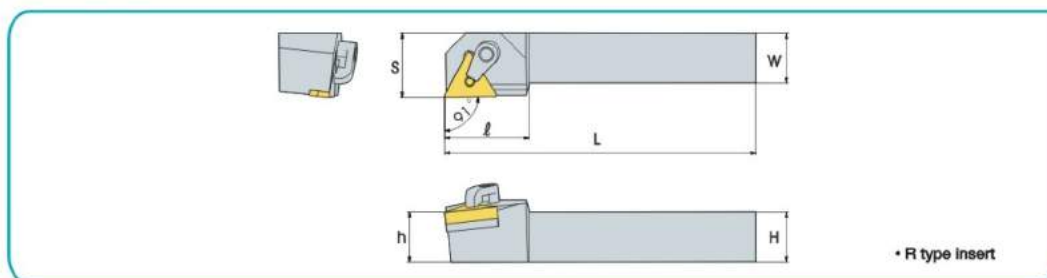
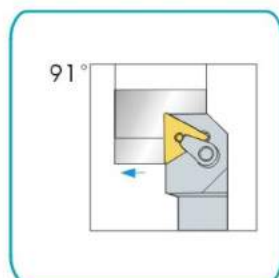
MTFNR/L



型号 Designation	库存 Stock		尺寸 Size						刀片 Inserts	刀垫 Shim	销钉 Pin	压板 Clamp	双头螺钉 Screw	扳手 Wrench
	R	L	H	W	L	ℓ	h	s						
MTFNR/L 1616H16	●	●	16	16	100	28	16	20	TN□□1604□□MT1603	CTM513	HL1814	ML0625	L2.0,L3.0	
2020K16	●	●	20	20	125	28	20	25						
2525M16	●	●	25	25	150	28	25	32						
3232P16			32	32	170	28	32	40						
2525M22			25	25	150	32	25	32	TN□□2204□□MT2204	CTM617	HL1917	ML0830	L2.5,L4.0	
3232P22			32	32	170	32	32	40						

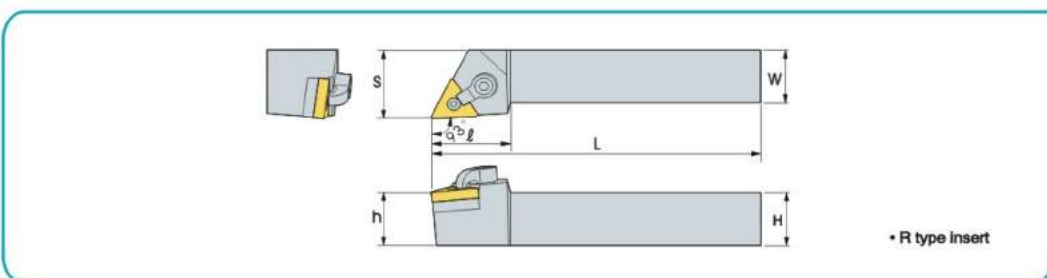
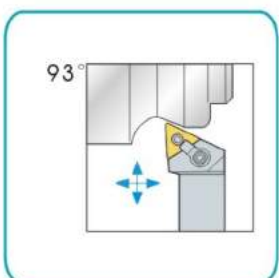


MTGNR/L



型号 Designation	库存 Stock		尺寸 Size						刀片 Inserts	刀垫 Shim	销钉 Pin	压板 Clamp	双头螺钉 Screw	扳手 Wrench	
	R	L	H	W	L	ℓ	h	s							
MTGNR/L 1616H16	●	●	16	16	100	28	16	20							
2020K16	●	●	20	20	125	28	20	25	TN□□1604□□	MT1603	CTM513	HL1814	ML0625	L2.0,L3.0	
2525M16	●	●	25	25	150	28	25	32							
2525M22	●		25	25	150	32	25	32							
3232P22	●		32	32	170	32	32	40	TN□□2204□□	MT2204	CTM617	HL1917	ML0830	L2.5,L4.0	

MTJNR/L

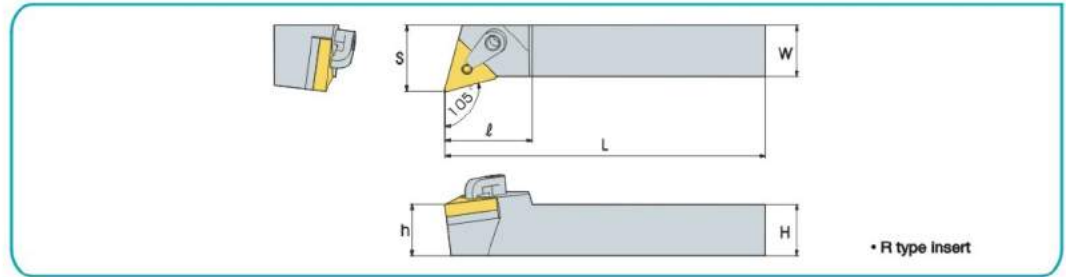
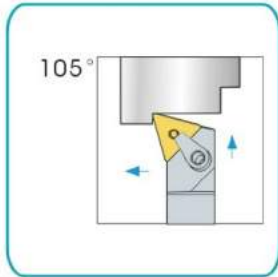


型号 Designation	库存 Stock		尺寸 Size						刀片 Inserts	刀垫 Shim	销钉 Pin	压板 Clamp	双头螺钉 Screw	扳手 Wrench	
	R	L	H	W	L	ℓ	h	s							
MTJNR/L 1616H16	●	●	16	16	100	28	16	20							
2020K16	●	●	20	20	125	28	20	25	TN□□1604□□	MT1603	CTM513	HL1814	ML0625	L2.0,L3.0	
2525M16	●	●	25	25	150	28	25	32							
3232P16	●	●	32	32	170	28	32	40							
2525M22	●	●	25	25	150	32	25	32							
3232P22	●	●	32	32	170	32	32	40	TN□□2204□□	MT2204	CTM617	HL1917	ML0830	L2.5,L4.0	
4040R22			40	40	200	32	40	50							



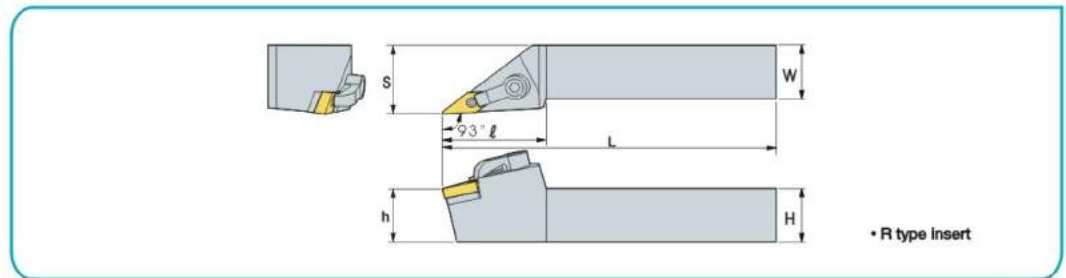
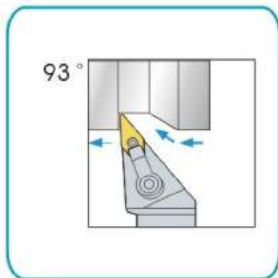
MTQNR/L

A
外园车刀系列
Turning tool holder



型号 Designation	库存 Stock		尺寸 Size						刀片 Inserts	刀垫 Shim	销钉 Pin	压板 Clamp	双头螺钉 Screw	扳手 Wrench
	R	L	H	W	L	l	h	s						
MTQNR/L 1616H16	●	●	16	16	100	26	16	20	TN□□1604□□MT1603	CTM513	HL1814	ML0625	L2.0,L3.0	
2020K16	●	●	20	20	125	26	20	25						
2525M16	●	●	25	25	150	26	25	32						
3232P16	●		32	32	170	26	32	40						
2525M22	●	●	25	25	150	32	25	32	TN□□2204□□MT2204	CTM617	HL1917	ML0830	L2.5,L4.0	
3232P22			32	32	170	32	32	40						

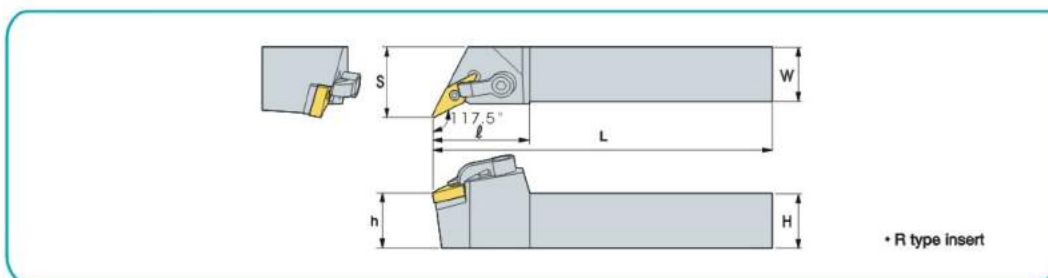
MVJNR/L



型号 Designation	库存 Stock		尺寸 Size						刀片 Inserts	刀垫 Shim	销钉 Pin	压板 Clamp	双头螺钉 Screw	扳手 Wrench
	R	L	H	W	L	l	h	s						
MVJNR/L 1616K16	●	●	16	16	125	36	16	20	VN□□1604□□MV1603	CTM513	HL2414	ML0625	L2.0,L3.0	
2020K16	●	●	20	20	125	36	20	25						
2525M16	●	●	25	25	150	42	25	32						
3232P16	●	●	32	32	170	42	32	40						



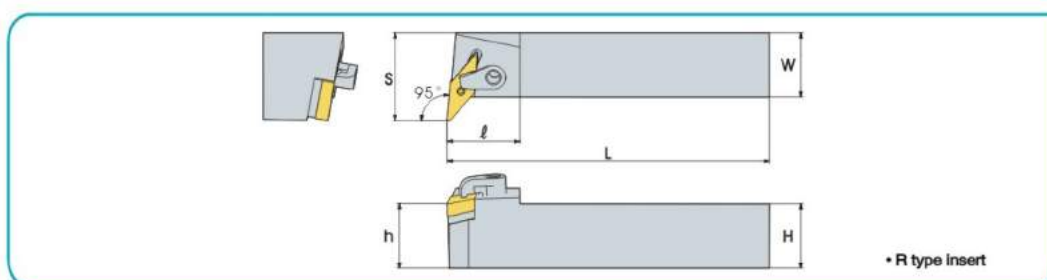
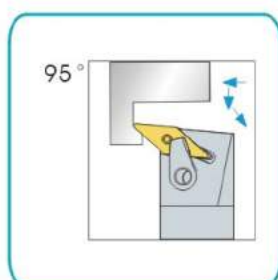
>>> MVQNR/L



型号 Designation	库存 Stock		尺寸 Size						刀片 Inserts	刀垫 Shim	销钉 Pin	压板 Clamp	双头螺钉 Screw	扳手 Wrench	
	R	L	H	W	L	ℓ	h	s							
MVQNR/L 2020K16	●	●	20	20	125	40	20	25							
2525M16	●	●	25	25	150	40	25	32	VN□□1604□□	MV1603	CTM513	HI2114	ML0625	L2.0,L3.0	
3232P16			32	32	170	40	32	40							

A
外园车刀系列
Turning tool holder

>>> MVUNR/L

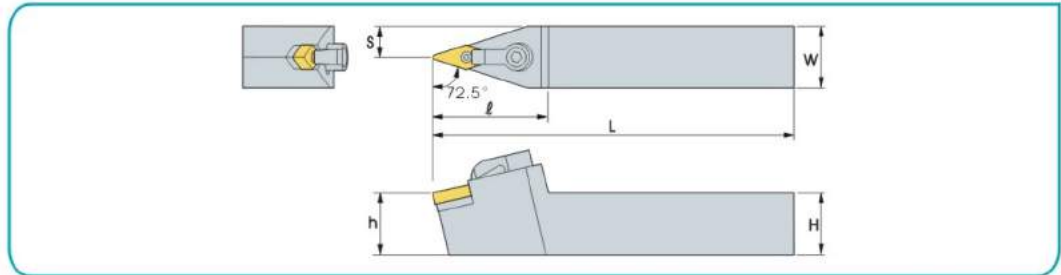
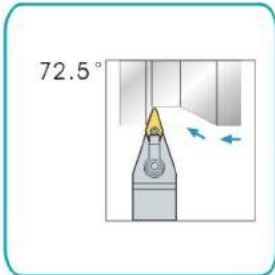


型号 Designation	库存 Stock		尺寸 Size						刀片 Inserts	刀垫 Shim	销钉 Pin	压板 Clamp	双头螺钉 Screw	扳手 Wrench	
	R	L	H	W	L	ℓ	h	s							
MVUNR/L 2020K16	●	●	20	20	125	30	20	29							
2525M16	●	●	25	25	150	30	25	34	VN□□1604□□	MV1603	CTM513	HL1814	ML0625	L2.0,L3.0	



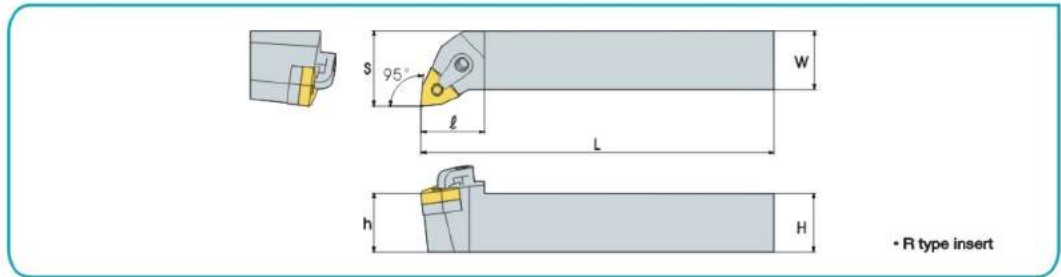
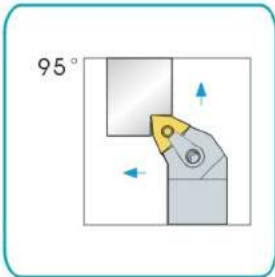
MVVNN

A
外园车刀系列
Turning tool holder



型号 Designation	库存 Stock		尺寸 Size						刀片 Inserts	刀垫 Shim	销钉 Pin	压板 Clamp	双头螺钉 Screw	扳手 Wrench
	R	L	H	W	L	ℓ	h	s						
MVVNN 2020K16	●		20	20	125	25	20	42	VN□□1604□□	MV1603	CTM513	HL2414	ML0625	L2,L3
2525M16	●		25	25	150	32	25	42						

MWLNR/L



型号 Designation	库存 Stock		尺寸 Size						刀片 Inserts	刀垫 Shim	销钉 Pin	压板 Clamp	双头螺钉 Screw	扳手 Wrench
	R	L	H	W	L	ℓ	h	s						
MWLNR/L1616H06	●	●	16	16	100	27	16	20	WN□□0604□□	MW0603	CTM513	HL1814	ML0625	L2.0,L3.0
2020K06	●	●	20	20	125	27	20	25						
2525M06	●	●	25	25	150	27	25	32						
1616H08	●	●	16	16	100	27	16	20	WN□□0804□□	MW0804	CTM617	HL1814	ML0625	L2.5,L3.0
2020K08	●	●	20	20	125	27	20	25						
2525M08	●	●	25	25	150	27	25	32						
3232P08	●	●	32	32	170	27	32	40						
4040R08	●	●	40	40	200	30	40	50						

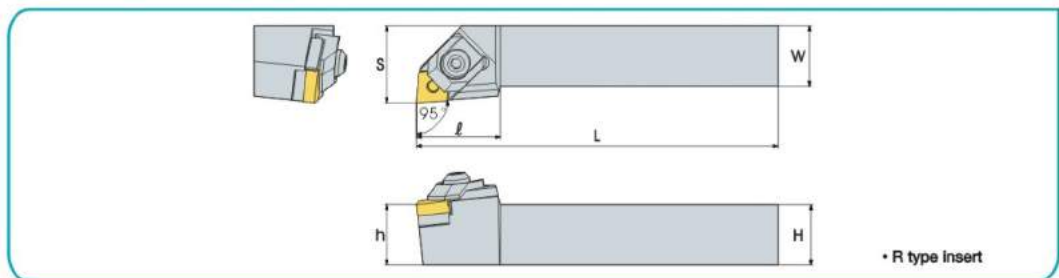
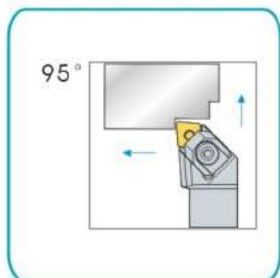
A 外园车刀系列 W
Turning tool holder





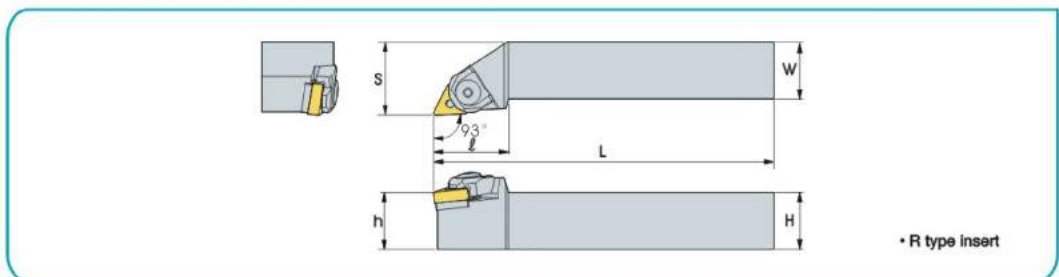
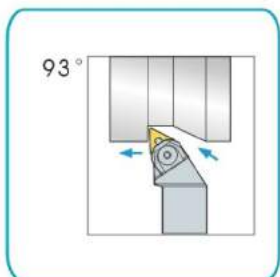
WCLNR/L

A
外园车刀系列
Turning tool holder



型号 Designation	库存 Stock		尺寸 Size					刀片 Inserts	压板 Clamp	压板 Clamp	螺钉 Screw	塞环 Slopper ring	刀垫 Shim	销钉 Pin	扳手 Wrench	
	R	L	H	W	L	ℓ	h									s
WCLNR/L2020K12	●		20	20	125	35	20	26	CN□□1204□□	YC12-2	YC12-1	CSM6	CR05	MC1204	CTM6-S	L3,L4
2525M12	●		25	25	150	35	25	32								

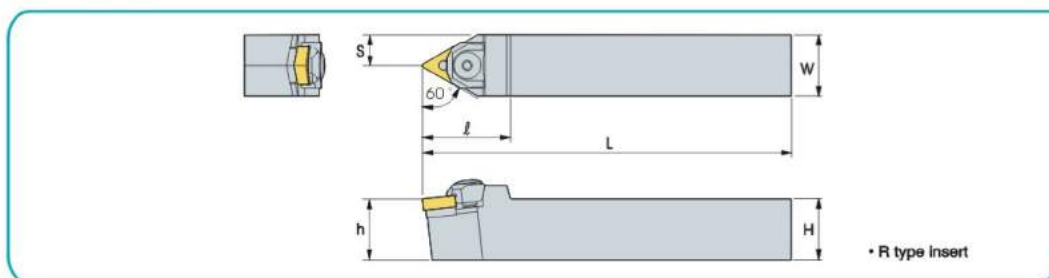
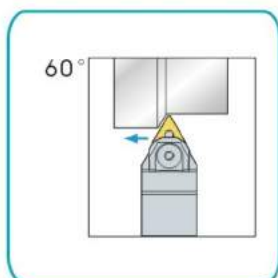
WTJNR/L



型号 Designation	库存 Stock		尺寸 Size					刀片 Inserts	压板 Clamp	螺钉 Screw	塞环 Slopper ring	刀垫 Shim	销钉 Pin	扳手 Wrench	
	R	L	H	W	L	ℓ	h								s
WTJNR/L1616-K16	●	●	16	16	125	34	16	20	TN□□1604□□	WT16	WTCW	KH540	MT16-S	CTM5-S	L2.5,L4.0
2020-K16	●	●	20	20	125	36	20	25							
2525-M16	●	●	25	25	150	36	25	32							
2525-M22	●	●	25	25	150	36	25	32	TN□□2204□□	WT22	WTCW	KH540	MT2204	CTM6-S	L3,L4
3232-P22	●	●	32	32	170	36	32	40							

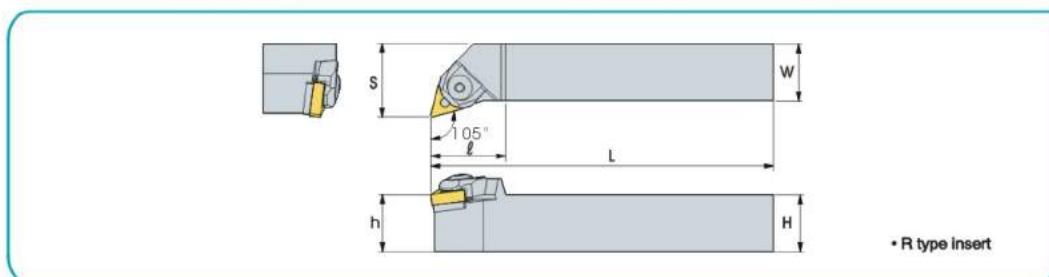
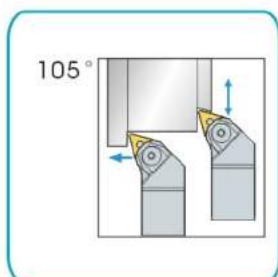


WTENN



型号 Designation	库存 Stock		尺寸 Size						刀片 Inserts	压板 Clamp	螺钉 Screw	塞环 Slopperring	刀垫 Shim	销钉 Pin	扳手 Wrench
	R	L	H	W	L	ℓ	h	s							
WTENN 2020-K16	●		20	20	125	36	20	10	TN□□1604□□	WT16	WTCW	KH540	MT16-S	CTM5-S	L2.5,L4.0
2525-M16	●		25	25	150	36	25	12.5							
2525-M22	●		25	25	150	42	25	12.5	TN□□2204□□	WT22	WTCW	KH540	MT2204	CTM6-S	L3,L4
3232-P22			32	32	70	42	32	16							

WTQNR/L

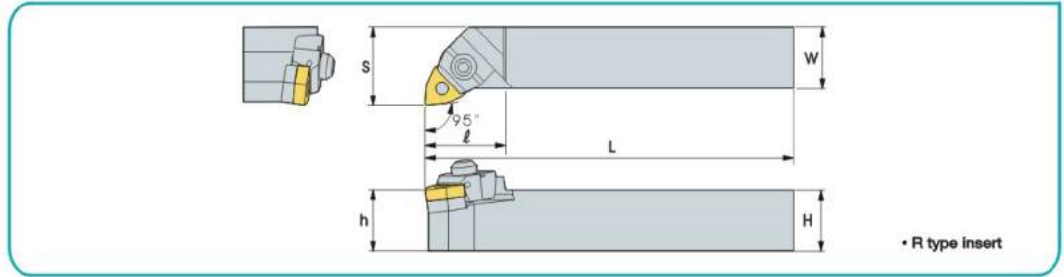
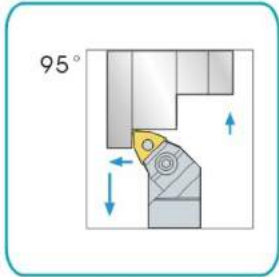


型号 Designation	库存 Stock		尺寸 Size						刀片 Inserts	压板 Clamp	螺钉 Screw	塞环 Slopperring	刀垫 Shim	销钉 Pin	扳手 Wrench
	R	L	H	W	L	ℓ	h	s							
WTQNR/L 1616-K16			16	16	125	34	16	20	TN□□1604□□	WT16	WTCW	KH540	MT16-S	CTM5-S	L2.5,L4.0
2020-K16	●	●	20	20	125	36	20	25							
2525-M16	●	●	25	25	150	36	25	25							
3232-P16			32	32	170	36	32	50							




WWLNR/L

A
外园车刀系列
Turning tool holder



型号 Designation	库存 Stock		尺寸 Size						刀片 Inserts	压板 Clamp	螺钉 Screw	塞环 Sloppering	刀垫 Shim	销钉 Pin	扳手 Wrench
	R	L	H	W	L	ℓ	h	s							
WWLNR/L1616-K08	●	●	16	16	125	32	16	22	WN□□0804□□	YW08	WTCW	KH540	WW08	CTM6-S	L3.0,L4.0
2020-K08	●	●	20	20	125	32	20	26							
2525-M08	●	●	25	25	150	33	25	32							
3232-P08	●	●	32	32	170	33	32	40							

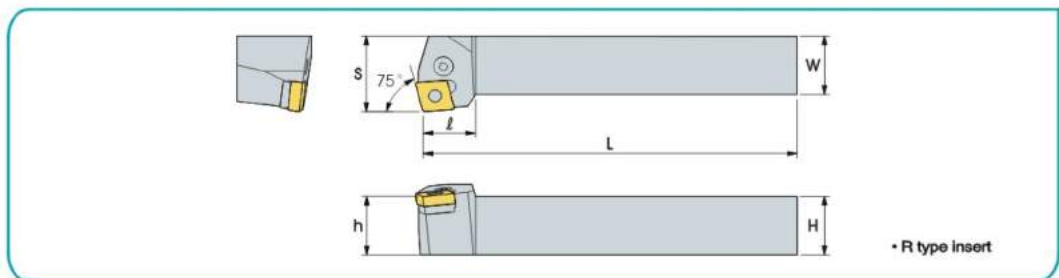
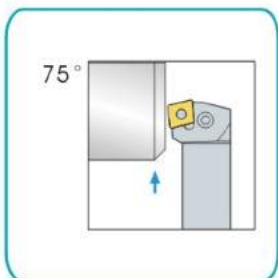
A 外园车刀系列 P
Turning tool holder





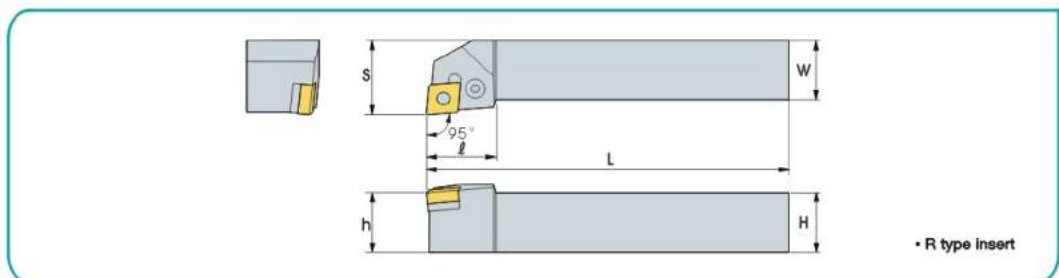
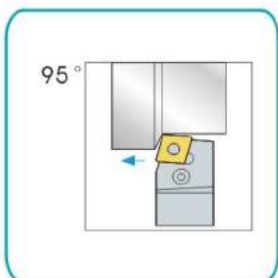
>>> PCKNR/L

A
外园车刀系列
Turning tool holder



型号 Designation	库存 Stock		尺寸 Size						刀片 Inserts	压板 Clamp	杠杆 Lever	螺钉 Screw	刀垫销钉 Shim Pin	扳手 Wrench	
	R	L	H	W	L	ℓ	h	s							
PCKNR/L1616H12			16	16	100	27	16	20							
2020K12	●		20	20	125	27	20	25	CN□□1204□□	SC42	LV4	VHX0821	SP4	L3.0	
2525M12	●		25	25	150	27	25	32							
2525M16			25	25	150	33	25	32	CN□□1606□□	SC53	LV5	VHX0825	SP5	L3.0	
3232P16			32	32	170	33	32	40							
3232P19			32	32	170	38	32	32	CN□□1906□□	SC63N	LV6	VHX1027	SP6	L4.0	

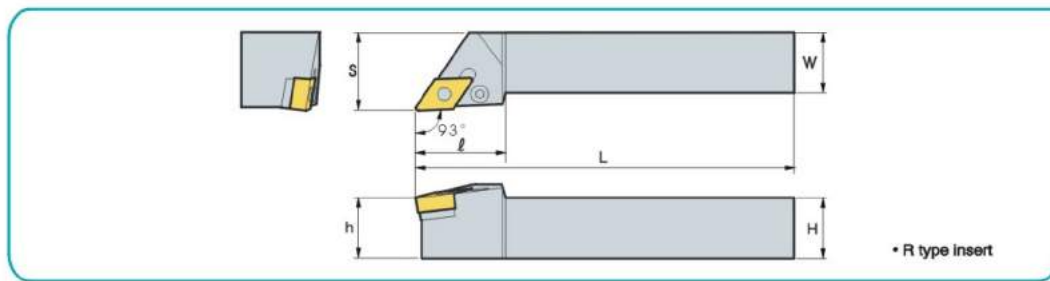
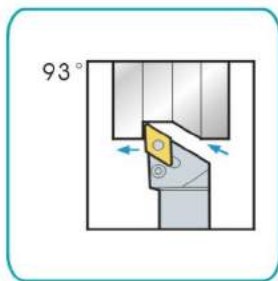
>>> PCLNR/L



型号 Designation	库存 Stock		尺寸 Size						刀片 Inserts	压板 Clamp	杠杆 Lever	螺钉 Screw	刀垫销钉 Shim Pin	扳手 Wrench	
	R	L	H	W	L	ℓ	h	s							
PCLNR/L1616H12	●	●	16	16	100	28	16	20							
2020K12	●	●	20	20	125	28	20	25	CN□□1204□□	SC42	LV4	VHX0821	SP4	L3.0	
2525M12	●	●	25	25	150	28	25	32							
3232P12	●	●	32	32	170	28	32	40							
2525M16	●		25	25	150	33	25	32	CN□□1606□□	SC53	LV5	VHX0825	SP5	L3.0	
3232P16	●		32	32	170	33	32	40							
3232P19			32	32	170	38	32	40							
4040R19			40	40	200	38	40	50	CN□□1906□□	SC63N	LV6	VHX1027	SP6	L4.0	

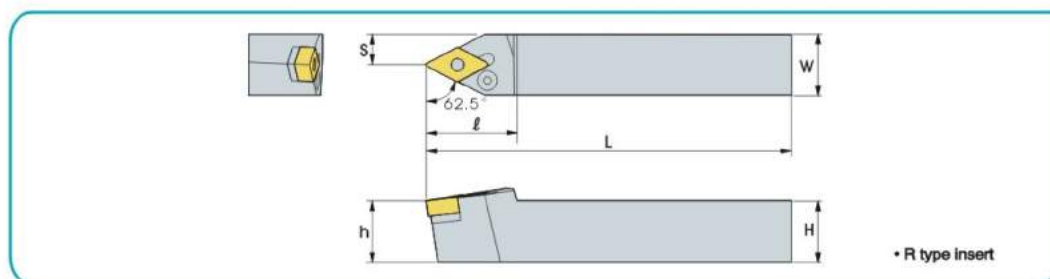
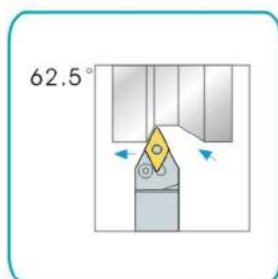


PDJNR/L



型号 Designation	库存 Stock		尺寸 Size						刀片 Inserts	压板 Clamp	杠杆 Lever	螺钉 Screw	刀垫销钉 ShimPin	扳手 Wrench	
	R	L	H	W	L	ℓ	h	s							
PDJNR/L1616H11	●	●	16	16	100	25	16	20							
2020K11	●	●	20	20	125	25	20	25	DN□□1104□□	SD317	LV3	VHX0617	SP3	L2.5	
2525M11	●	●	25	25	150	30	25	32							
2020K1504	●	●	20	20	125	35	20	25							
2525M1504	●	●	25	25	150	35	25	32	DN□□1504□□	SD42	LV4	VHX0821	SP4	L3.0	
3232P1504			32	32	170	35	32	40							
2020K1506	●	●	20	20	125	35	20	25							
2525M1506	●	●	25	25	150	35	25	32	DN□□1506□□	SD42	LV4B	VHX0821	SP4	L3.0	
3232P1506			32	32	170	35	32	40							

PDNNR/L

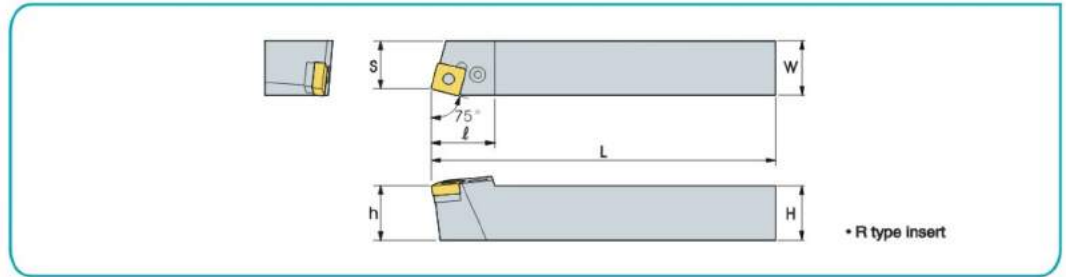
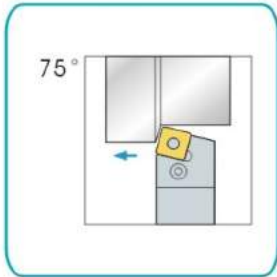


型号 Designation	库存 Stock		尺寸 Size						刀片 Inserts	压板 Clamp	杠杆 Lever	螺钉 Screw	刀垫销钉 ShimPin	扳手 Wrench	
	R	L	H	W	L	ℓ	h	S							
PDNNR/L2020-K1506			20	20	125	37	20	10							
2525-M1506	●		25	25	150	37	25	12.5	DN□□1506□□	SD42	LV4B	VHX0821	SP4	L3.0	
2020-K1504			20	20	125	37	32	10							
2525-M1504			25	25	150	37	32	12.5	DN□□1504□□	SD42	LV4	VHX0821	SP4	L3.0	



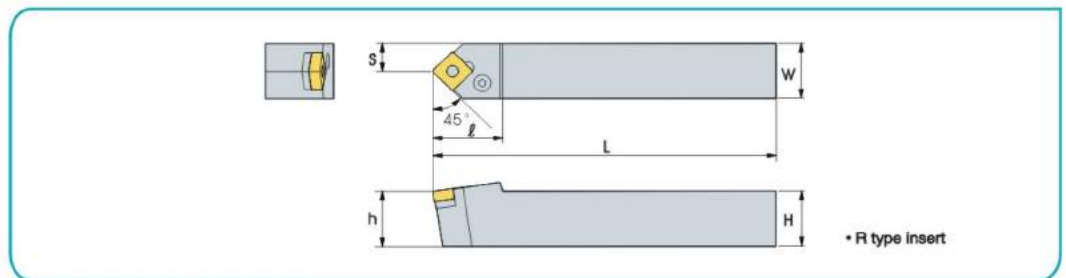
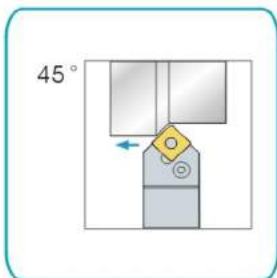
PSBNR/L

A
外园车刀系列
Turning tool holder



型号 Designation	库存 Stock		尺寸 Size					刀片 Inserts	压板 Clamp	杠杆 Lever	螺钉 Screw	刀垫销钉 Shim Pin	扳手 Wrench	
	R	L	H	W	L	ℓ	h							s
PSBNR/L 2020K12	●		20	20	125	28	20	17	SN□□1204□□	SS42	LV4	VHX0821	SP4	L3.0
2525M12	●		25	25	150	28	25	22						
3232P12			32	32	170	28	32	27						

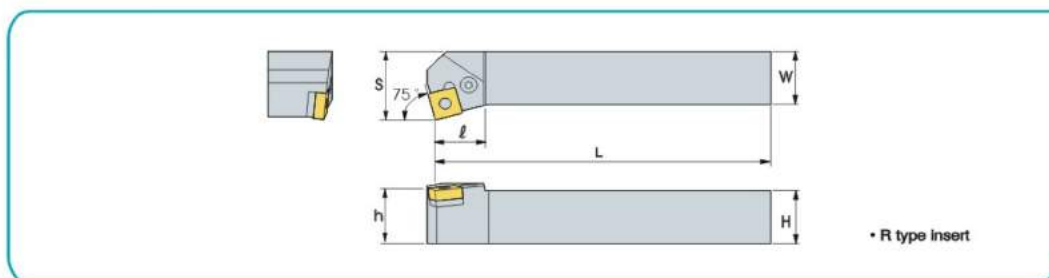
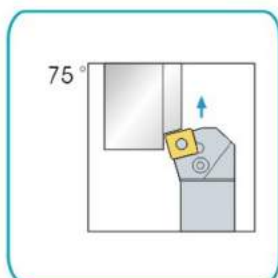
PSDNN



型号 Designation	库存 Stock		尺寸 Size					刀片 Inserts	压板 Clamp	杠杆 Lever	螺钉 Screw	刀垫销钉 Shim Pin	扳手 Wrench	
	R	L	H	W	L	ℓ	h							s
PSDNN 2020K12			20	20	125	30	20	10	SN□□1204□□	SS42	LV4	VHX0821	SP4	L3.0
2525M12			25	25	150	30	25	12.5						
3232P12			32	32	170	40	32	16						

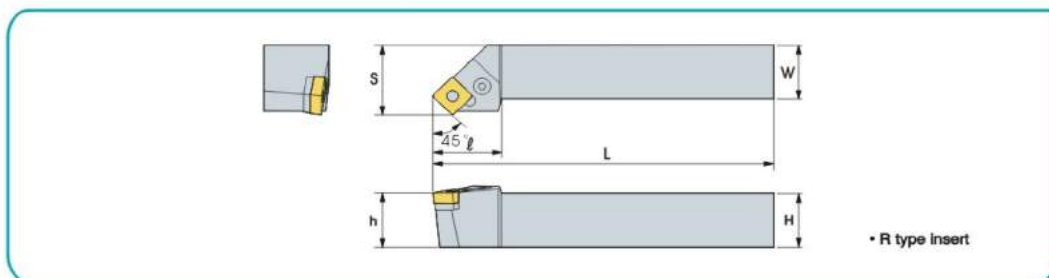
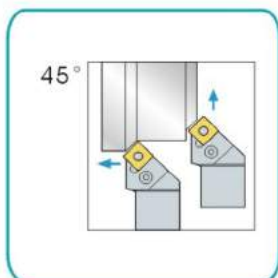


PSKNR/L



型号 Designation	库存 Stock		尺寸 Size						刀片 Inserts	压板 Clamp	杠杆 Lever	螺钉 Screw	刀垫销钉 ShimPin	扳手 Wrench
	R	L	H	W	L	ℓ	h	s						
PSKNR/L 2020K12	●	●	20	20	125	26	20	25	SN□□1204□□	SS42	LV4	VHX0821	SP4	L3.0
2525M12	●	●	25	25	150	26	25	32						
3232P12			32	32	170	26	32	40						

PSSNR/L

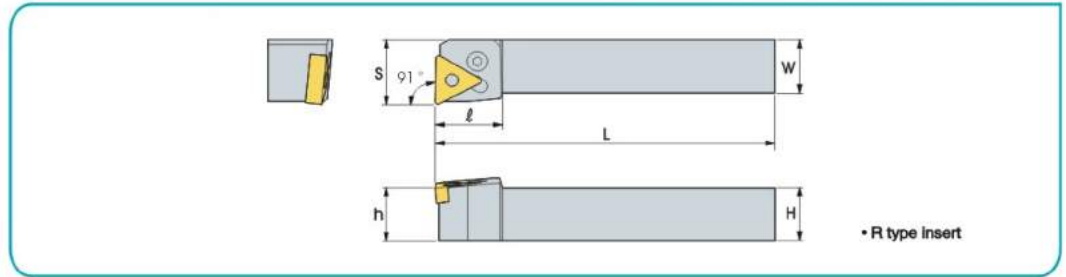
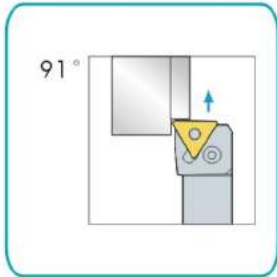


型号 Designation	库存 Stock		尺寸 Size						刀片 Inserts	压板 Clamp	杠杆 Lever	螺钉 Screw	刀垫销钉 ShimPin	扳手 Wrench
	R	L	H	W	L	ℓ	h	s						
PSSNR/L 2020K12	●	●	20	20	125	26	20	25	SN□□1204□□	SS42	LV4	VHX0821	SP4	L3.0
2525M12	●	●	25	25	150	26	25	32						
3232P12	●	●	32	32	170	26	32	40						
2525M15	●	●	25	25	150	32	25	32	SN□□1506□□	SS53	LV5	VHX0825	SP5	L3.0
3232P15	●	●	32	32	170	32	32	40						
3232P19	●	●	32	32	170	32	32	40						



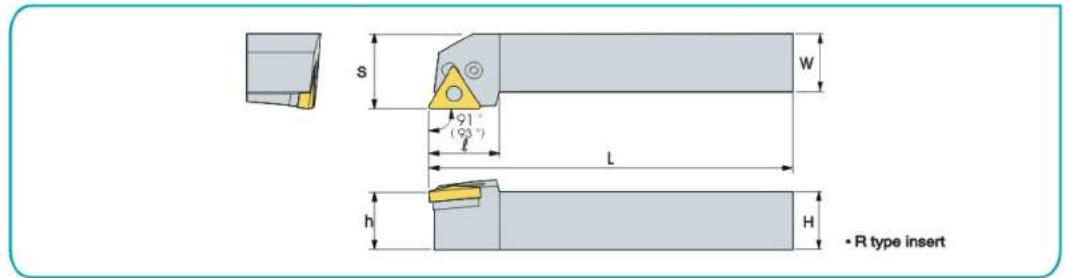
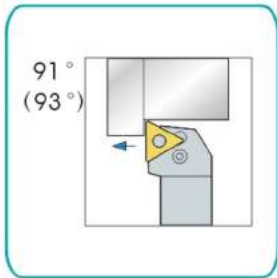
PTFNR/L

A
外园车刀系列
Turning tool holder



型号 Designation	库存 Stock		尺寸 Size						刀片 Inserts	压板 Clamp	杠杆 Lever	螺钉 Screw	刀垫销钉 ShimPin	扳手 Wrench
	R	L	H	W	L	ℓ	h	s						
PTFNR/L 1616H16	●	●	16	16	100	20	16	20	TN□□1604□□	ST317	LV3	VHX0617	SP3	L2.5
2020K16	●	●	20	20	125	20	20	25						
2525M16	●	●	25	25	150	20	25	32						
2525M22			25	25	150	25	25	32	TN□□2204□□	ST42	LV4	VHX0821	SP4	L3.0
3232P22			32	32	170	25	32	40						

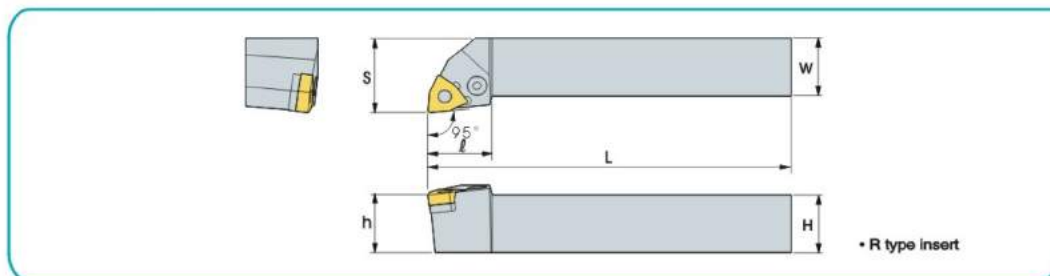
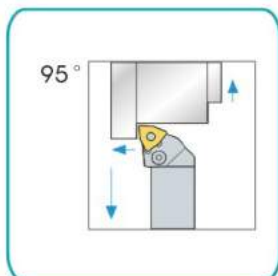
PTG(J)NR/L



型号 Designation	库存 Stock		尺寸 Size						刀片 Inserts	压板 Clamp	杠杆 Lever	螺钉 Screw	刀垫销钉 ShimPin	扳手 Wrench
	R	L	H	W	L	ℓ	h	s						
PTG(J)NR/L1616H16	●		16	16	100	26	16	20	TN□□1604□□	ST317	LV3	VHX0617	SP3	L2.5
2020K16	●		20	20	125	26	20	25						
2525M16	●		25	25	150	26	25	32						
2525M22			25	25	150	28	25	32	TN□□2204□□	ST42	LV4	VHX0821	SP4	L3.0
3232P22			32	32	170	28	32	40						



>>> PWLNR/L



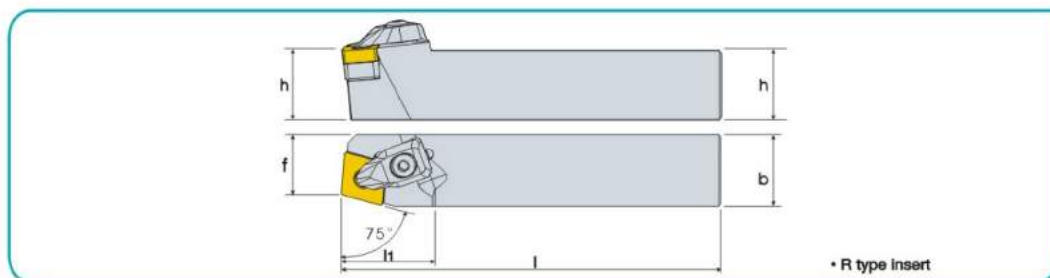
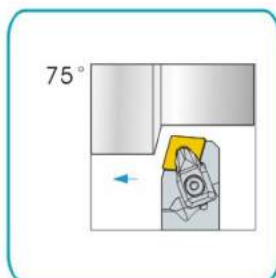
型号 Designation	库存 Stock		尺寸 Size						刀片 Inserts	压板 Clamp	杠杆 Lever	螺钉 Screw	刀垫销钉 ShimPin	扳手 Wrench
	R	L	H	W	L	ℓ	h	s						
PWLNR/L1616H06	●	●	16	16	100	20	16	20	WN□□0604□□	SW317	LV3	VHX0617	SP3	L2.5
2020K06	●	●	20	20	125	20	20	25						
1616H08	●	●	16	16	100	26	16	20	WN□□0804□□	SW42	LV4	VHX0821	SP4	L3.0
2020K08	●	●	20	20	125	26	20	25						
2525M08	●	●	25	25	150	26	25	32						

A 外园车刀系列 A
Turning tool holder



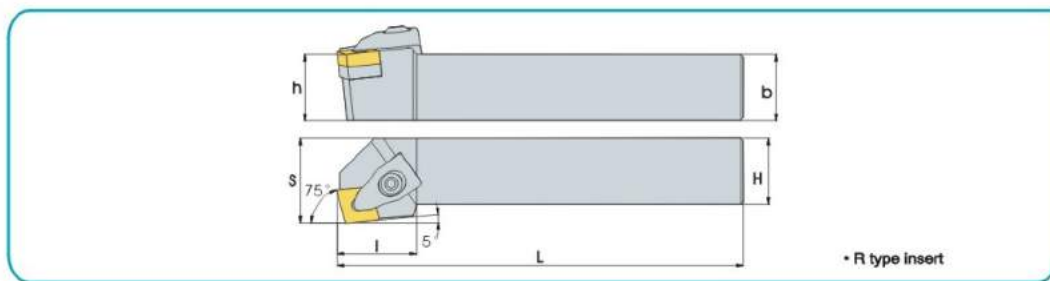
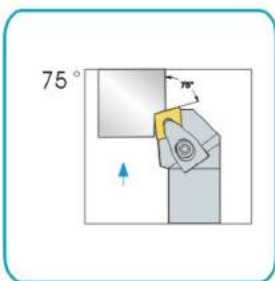


>>> ACBNR/L



型号 Designation	库存 Stock		尺寸 Size					刀片 Inserts	压板 Clamp	压板螺钉 Clamp Screw	刀垫 Shim	螺钉 Screw	弹簧 Spring	扳手 Wrench
	R	L	h	b	l	h ₁	f							
ACBNR/L 2020K12	●	●	20	20	125	32	17.5	CN□□1204□□	DLM4	DLS4	TC1203	M5X12T	DSP4	L3.0,T20
2525M12	●	●	25	25	150	32	22							

>>> ACKNR/L

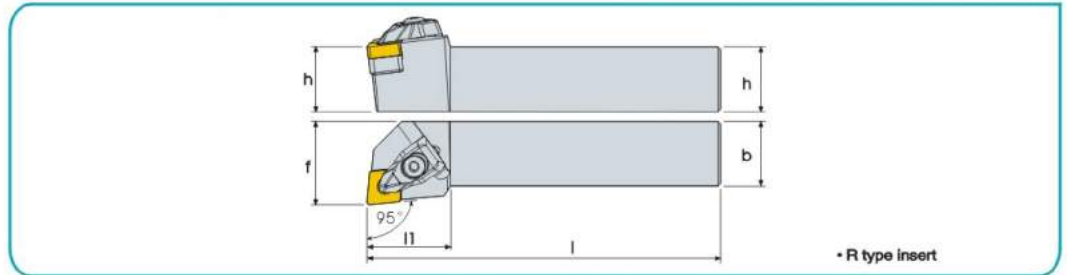
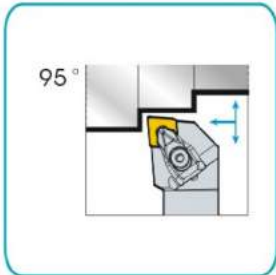


型号 Designation	库存 Stock		尺寸 Size					刀片 Inserts	压板 Clamp	压板螺钉 Clamp Screw	刀垫 Shim	螺钉 Screw	弹簧 Spring	扳手 Wrench
	R	L	h	b	l	h ₁	f							
ACKNR/L2020K12	●		20	20	125	32	25	CN□□1204□□	DLM4	DLS4	TC1203	M5X12T	DSP4	L3.0,T20
2525M12	●		25	25	150	32	32							



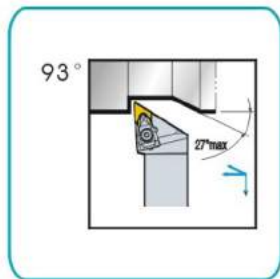
ACLNR/L

A
外园车刀系列
Turning tool holder



型号 Designation	库存 Stock		尺寸 Size				刀片 Inserts	压板 Clamp	压板螺钉 Clamp Screw	刀垫 Shim	螺钉 Screw	弹簧 Spring	扳手 Wrench	
	R	L	h	b	l	h								f
ACLNR/L 2020K12	●	●	20	20	125	32	25	CN□□1204□□	DLM4	DLS4	TC1203	M5X12T	DSP4	L3.0,T20
2525M12	●	●	25	25	150	32	32							
3232P12	●	●	32	32	170	32	40							

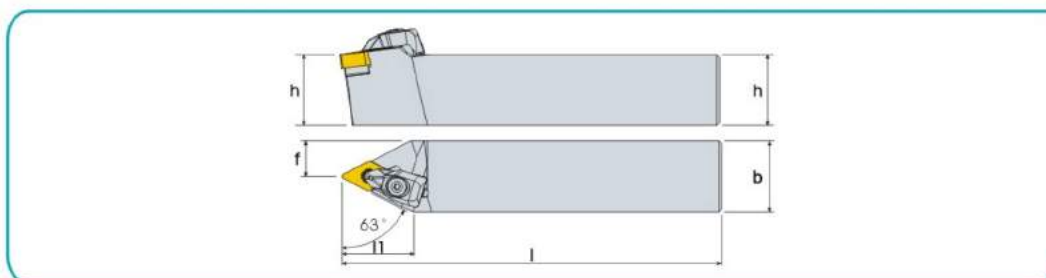
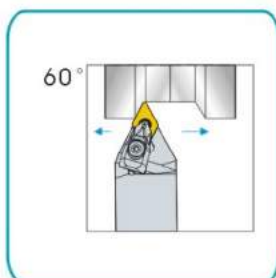
ADJNR/L



型号 Designation	库存 Stock		尺寸 Size				刀片 Inserts	压板 Clamp	压板螺钉 Clamp Screw	刀垫 Shim	螺钉 Screw	弹簧 Spring	扳手 Wrench	
	R	L	h	b	l	h								f
ADJNR/L 2020K11	●	●	20	20	125	30	25	DN□□1104□□	DLM3	DLS3	MD1103	A-M4	DSP3	L2.5
2525M11			25	25	150	30	32							
2020K1506	●	●	20	20	125	39	25	DN□□1506□□	DLM4	DLS4	TD1503	M5X12T	DSP4	L3.0,T20
2525M1506	●	●	25	25	150	39	32							
2020K1504	●	●	20	20	125	39	25	DN□□1504□□	DLM4	DLS4	TD1503	M5X12T	DSP4	L3.0,T20
2525M1504	●	●	25	25	150	39	32							

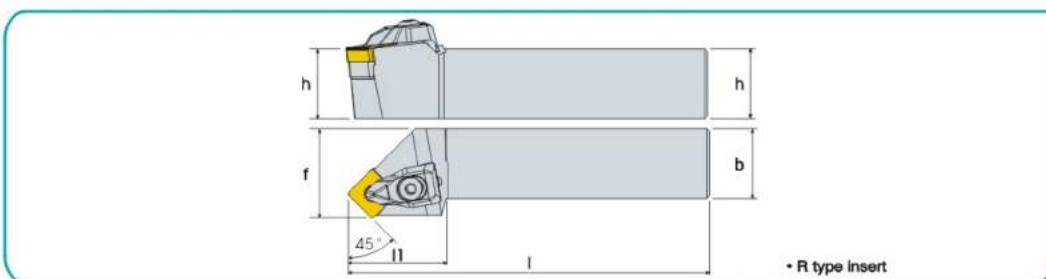
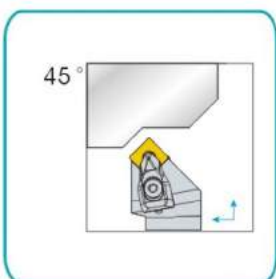


>>> ADPNN



型号 Designation	库存 Stock		尺寸 Size					刀片 Inserts	压板 Clamp	压板螺钉 Clamp Screw	刀垫 Shim	螺钉 Screw	弹簧 Spring	扳手 Wrench
	R	L	h	b	l	li	f							
ADPNN 2525M11			25	25	150	30	12.5	CD□□1104□□	DLM3	DLS3	MD1103	A-M4	DSP3	L2.5
2525M1504			25	25	150	35	12.5	CD□□1504□□	DLM4	DLS4	TD1503	M5X12T	DSP4	L3.0,T20
2525M1506			25	25	150	35	12.5	CD□□1506□□	DLM4	DLS4	TD1503	M5X12T	DSP4	L3.0,T20

>>> ASSNR/L

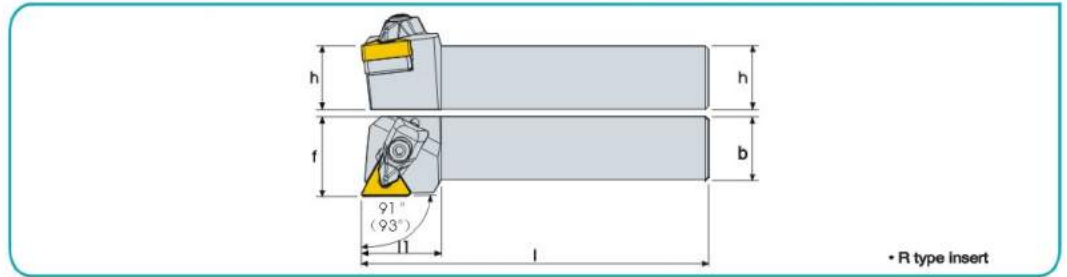
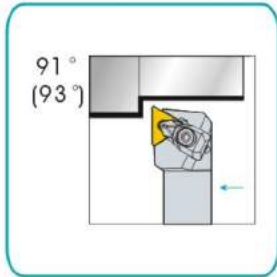


型号 Designation	库存 Stock		尺寸 Size					刀片 Inserts	压板 Clamp	压板螺钉 Clamp Screw	刀垫 Shim	螺钉 Screw	弹簧 Spring	扳手 Wrench
	R	L	h	b	l	li	f							
ASSNR/L 2020K12	●		20	20	125	35	25	SN□□1204□□	DLM4	DLS4	MS1204	M5X12T	DSP4	L3.0,T20
2525M12	●		25	25	150	35	32							



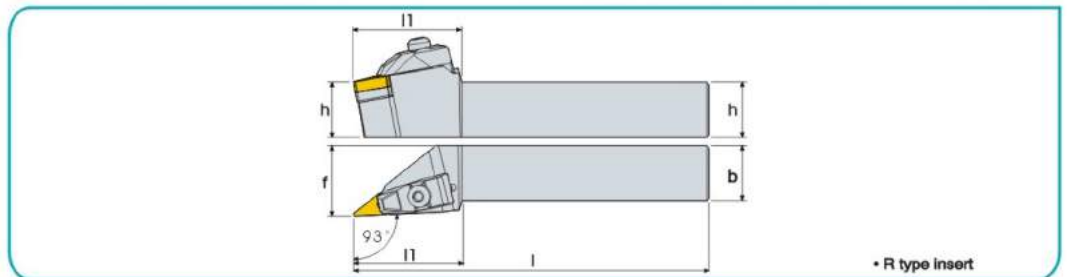
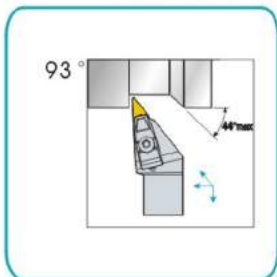
ATGNR/L ATJNR/L

A
外园车刀系列
Turning tool holder



型号 Designation	库存 Stock		尺寸 Size					刀片 Inserts	压板 Clamp	压板螺钉 Clamp Screw	刀垫 Shim	螺钉 Screw	弹簧 Spring	扳手 Wrench
	R	L	h	b	l	li	f							
ATGNR/L 2020K16	●	●	20	20	125	25	25	TN□□1604□□	DLM3	DLS3	MT1603	A-M4	DSP3	L2.5
2525M16	●	●	25	25	150	25	32							
ATJNR/L 2020K16	●	●	20	20	125	25	25							
2525M16	●	●	25	25	150	25	32							

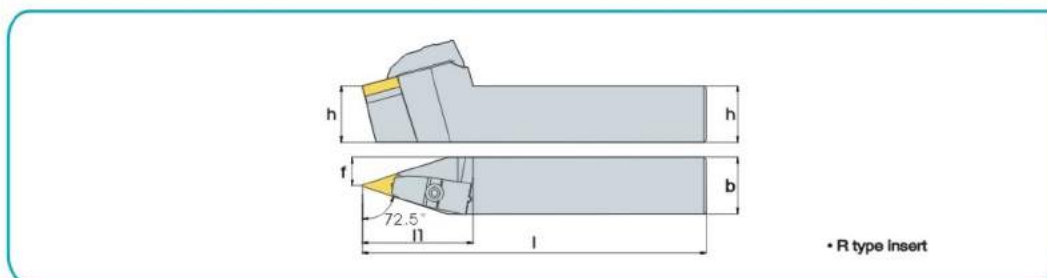
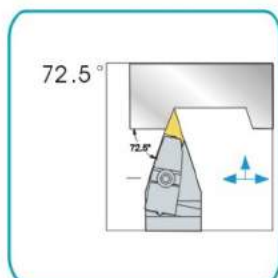
AVJNR/L



型号 Designation	库存 Stock		尺寸 Size					刀片 Inserts	压板 Clamp	压板螺钉 Clamp Screw	刀垫 Shim	螺钉 Screw	弹簧 Spring	扳手 Wrench
	R	L	h	b	l	li	f							
AVJNR/L 2020K16	●	●	20	20	125	32	25	VN□□1604□□	DLM3-V16	DLS5	MV1603	A-M4	DSP5	L4.0, L2.5
2525M16	●		25	25	150	32	32							

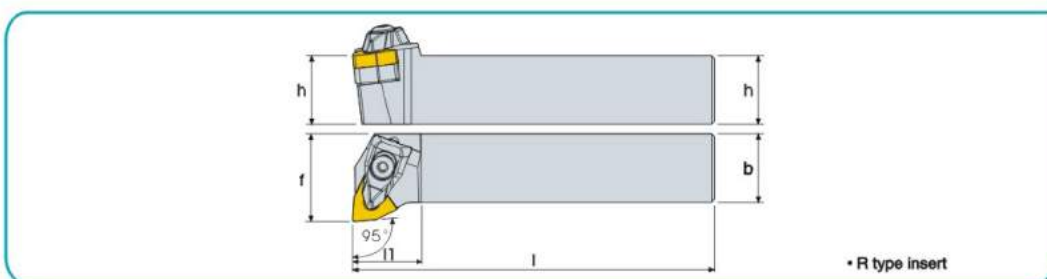
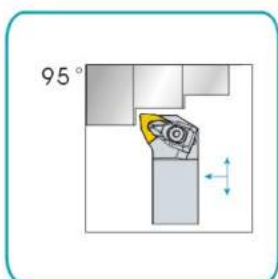


AVVNN



型号 Designation	库存 Stock		尺寸 Size					刀片 Inserts	压板 Clamp	压板螺钉 Clamp Screw	刀垫 Shim	螺钉 Screw	弹簧 Spring	扳手 Wrench
	R	L	h	b	l	h	f							
AVVNN 2020K16	●		20	20	125	49	10	VN□□1604□□	DLM3-V16	DLS5	MV1603	A-M4	DSP5	L2.5,L4.0
2525M16	●		25	25	150	49	12.5							

AWLNR/L



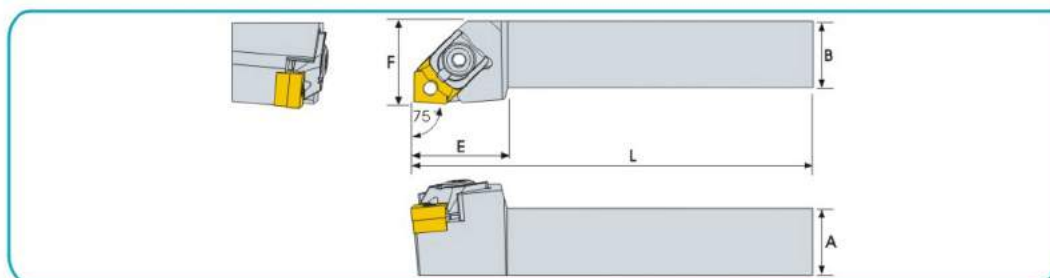
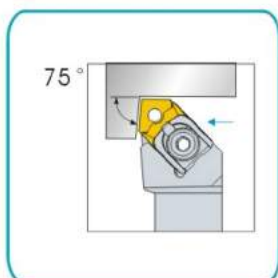
型号 Designation	库存 Stock		尺寸 Size					刀片 Inserts	压板 Clamp	压板螺钉 Clamp Screw	刀垫 Shim	螺钉 Screw	弹簧 Spring	扳手 Wrench
	R	L	h	b	l	h	f							
AWLNR/L 2020K06	●	●	20	20	125	25	25	WN□□0604□□	DLM3	DLS 3	MW0603	A-M4	DSP3	L 2.5
2525M06	●		25	25	150	25	32							
2020 K08	●	●	20	20	125	25	25	WN□□0804□□	DLM4	DLS 4	TW0803	M5X12T	DSP4	L 3.0,T20
2525M08	●	●	25	25	150	25	32							

A 外园车刀系列 **B**
Turning tool holder



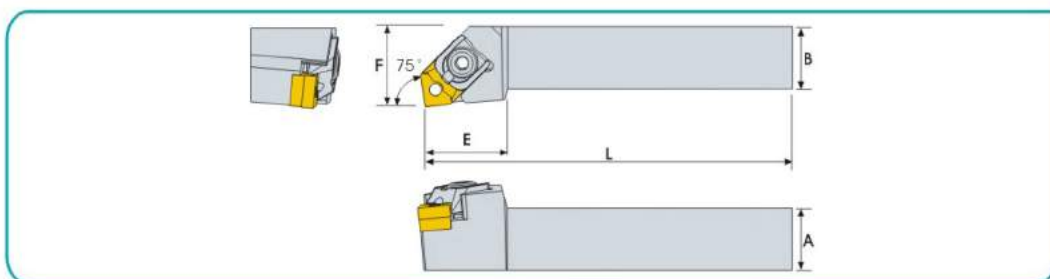
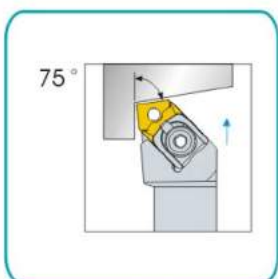


>>> BCBNR/L



型号 Designation	库存 Stock		尺寸 Size					刀片 Inserts	刀垫 Shim	销钉 Pin	压板 Clamp	螺钉 Screw	塞环 Slopper ring	扳手 Wrench	
	R	L	A	B	L	E	F								
BCBNR/L-2020K12			20	20	125	32	25								
2525M12			25	25	150	32	32	CN□□1204□□	MC1204	CTM6-S	BC12	BCS08	C-6	L3,L4.0	
3232P12			32	32	170	32	40								

>>> BCKNR/L

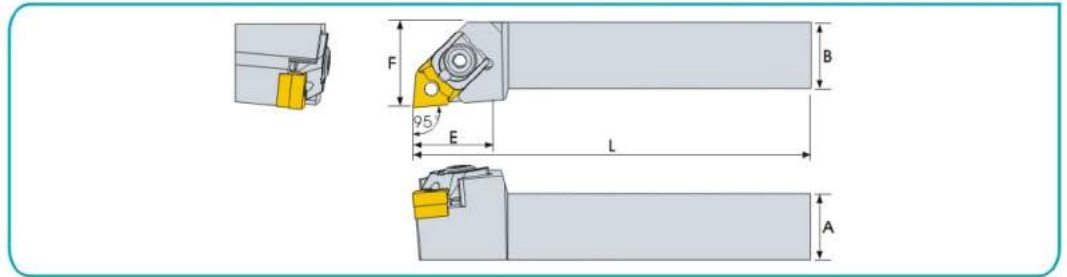
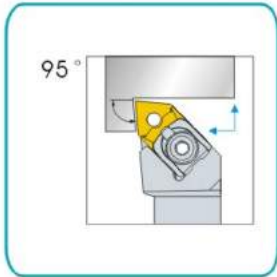


型号 Designation	库存 Stock		尺寸 Size					刀片 Inserts	刀垫 Shim	销钉 Pin	压板 Clamp	螺钉 Screw	塞环 Slopper ring	扳手 Wrench
	R	L	A	B	L	E	F							
BCKNR/L 2020K12			20	20	125	32	25							
2525M12			25	25	150	32	32	CN□□1204□□	MC1204	CTM6-S	BC12	BCS08	C-6	L3,L4.0
3232P12			32	32	170	32	40							



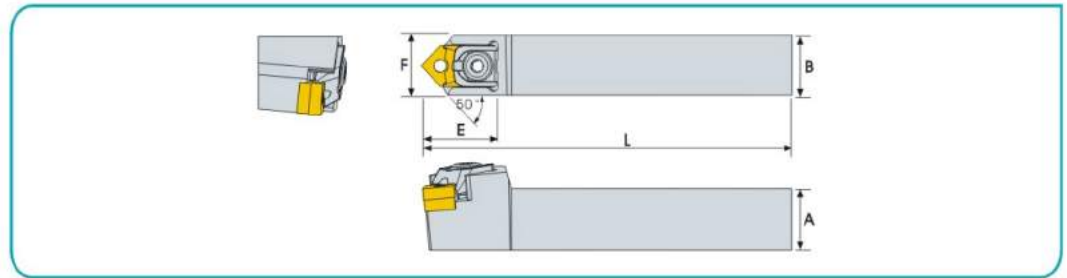
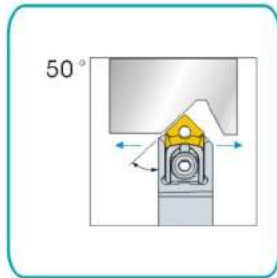
>>> BCLNR/L

A
外园车刀系列
Turning tool holder



型号 Designation	库存 Stock		尺寸 Size				刀片 Inserts	刀垫 Shim	销钉 Pin	压板 Clamp	螺钉 Screw	塞环 Slopper ring	扳手 Wrench	
	R	L	A	B	L	E								F
BCLNR/L 2020K12			20	20	125	32	25							
2525M12			25	25	150	32	32	CN□□1204□□	MC1204	CTM6-S	BC12	BCS08	C-6	L3,L4.0
3232P12			32	32	170	32	40							

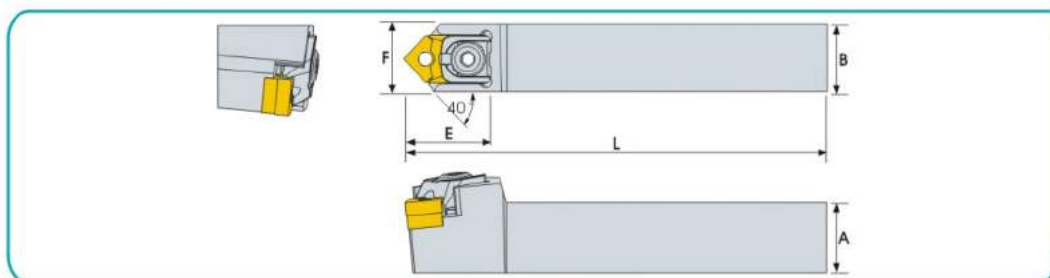
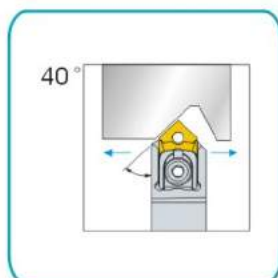
>>> BCMNN



型号 Designation	库存 Stock		尺寸 Size				刀片 Inserts	刀垫 Shim	销钉 Pin	压板 Clamp	螺钉 Screw	塞环 Slopper ring	扳手 Wrench	
	R	L	A	B	L	E								F
BCMNN-2020K12			20	20	125	32	25							
2525M12			25	25	150	32	32	CN□□1204□□	MC1204	CTM6-S	BC12	BCS08	C-6	L3,L4.0
3232P12			32	32	170	32	40							

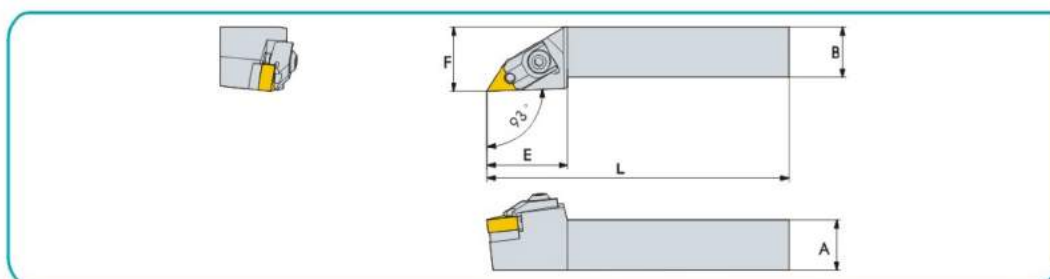
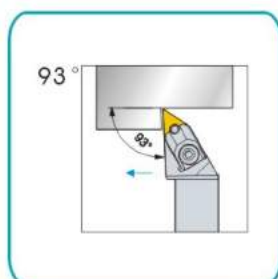


BCMNN-100



型号 Designation	库存 Stock		尺寸 Size					刀片 Inserts	刀垫 Shim	销钉 Pin	压板 Clamp	螺钉 Screw	塞环 Slopper ring	扳手 Wrench	
	R	L	A	B	L	E	F								
BCMNN-2020K12-100			20	20	125	32	25								
2525M12-100			25	25	150	32	32	CN□□1204□□	MC1204	CTM6-S	BC12	BCS08	C-6	L3,L4.0	
3232P12-100			32	32	170	32	40								

BDJNR

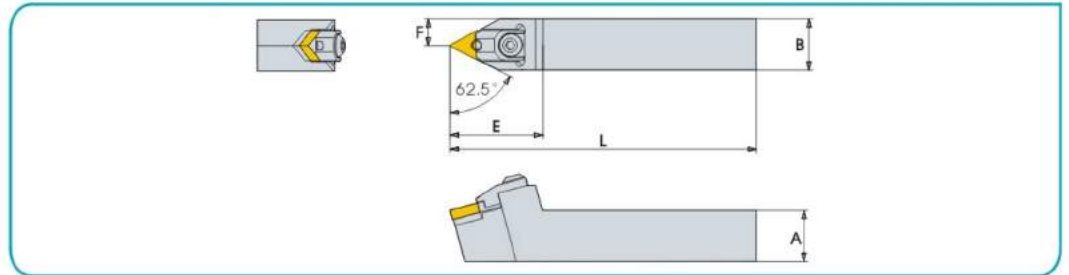
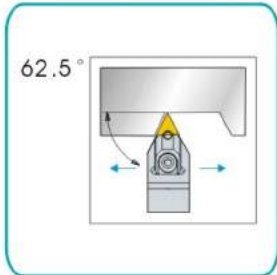


型号 Designation	库存 Stock		尺寸 Size					刀片 Inserts	刀垫 Shim	销钉 Pin	压板 Clamp	螺钉 Screw	塞环 Slopper ring	扳手 Wrench	
	R	L	A	B	L	E	F								
BDJNR2020K15			20	20	125	40	25								
2525M15			25	25	150	40	32	DN□□1504□□	MD1504	CTM6-S	BD16	BCS08	C-6	L3.0,L4.0	
3232P15			32	32	170	40	40								



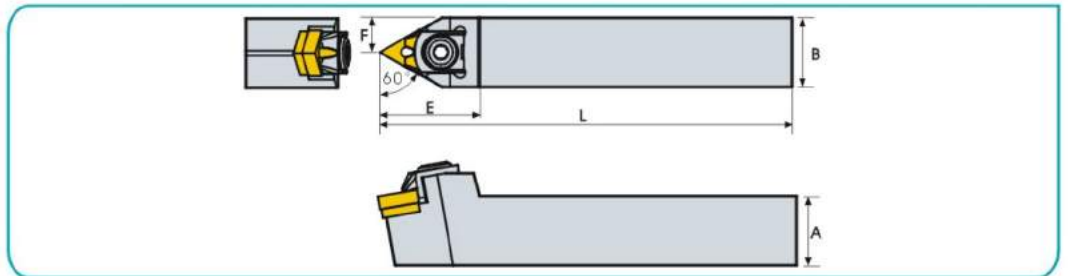
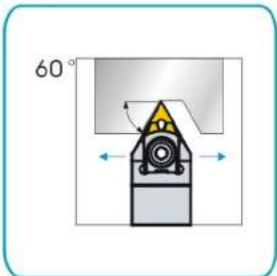
>>> BDNN

A
外园车刀系列
Turning tool holder



型号 Designation	库存 Stock		尺寸 Size					刀片 Inserts	刀垫 Shim	销钉 Pin	压板 Clamp	螺钉 Screw	塞环 Slopper ring	扳手 Wrench
	R	L	A	B	L	E	F							
BDNN2020K15			20	20	125	45	10	DN□□1504□□	MD1504	CTM6-S	BD16	BCS08	C-6	L3.0,L4.0
2525M15			25	25	150	45	12.5							
3232P15			32	32	170	45	16							

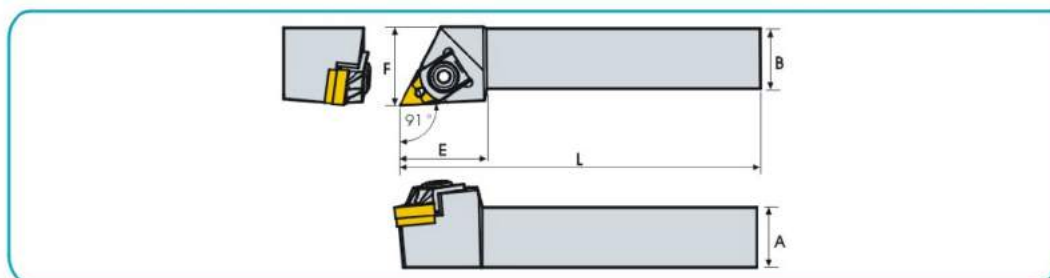
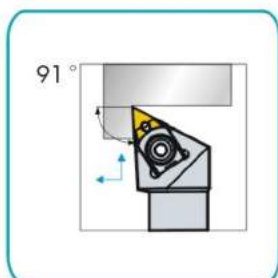
>>> BTENN



型号 Designation	库存 Stock		尺寸 Size					刀片 Inserts	刀垫 Shim	销钉 Pin	压板 Clamp	螺钉 Screw	塞环 Slopper ring	扳手 Wrench
	R	L	A	B	L	E	F							
BTENN2020K16			20	20	125	32	10	TN□□1604□□	MT16-S	CTM5-S	BT16	BCS08	C-5	L2.5,L4.0
2525M16			25	25	150	32	12.5							

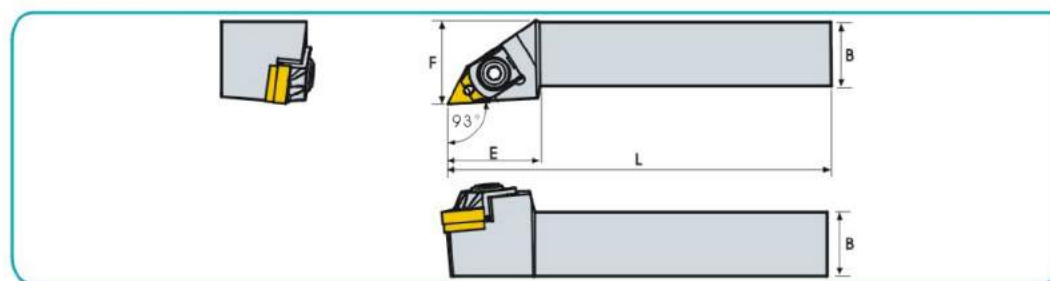
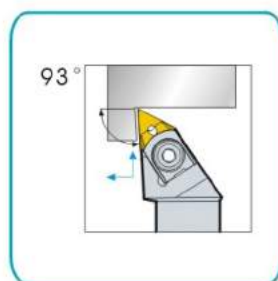


>>> BTGNR/L



型号 Designation	库存 Stock		尺寸 Size					刀片 Inserts	刀垫 Shim	销钉 Pin	压板 Clamp	螺钉 Screw	塞环 Slopper ring	扳手 Wrench
	R	L	A	B	L	E	F							
BTGNR/L-2020K16			20	20	125	32	25	TN□□1604□□	MT16-S	CTM5-S	BT16	BCS08	C-5	L2.5,L4.0
2525M16			25	25	150	32	32							
3232P16			32	32	170	32	40							

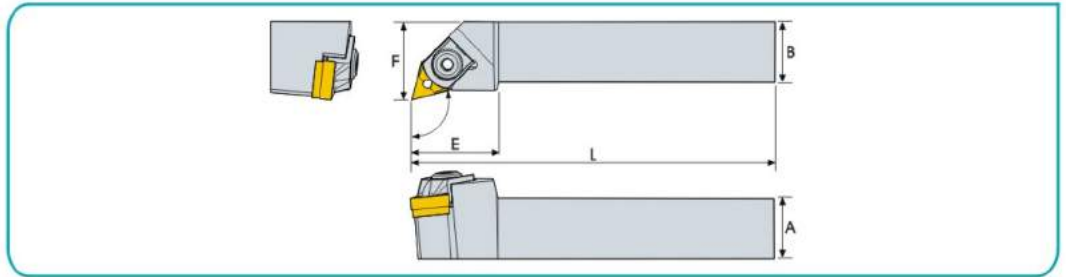
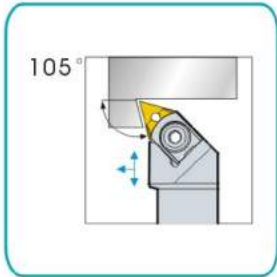
>>> BTJNR/L



型号 Designation	库存 Stock		尺寸 Size					刀片 Inserts	刀垫 Shim	销钉 Pin	压板 Clamp	螺钉 Screw	塞环 Slopper ring	扳手 Wrench
	R	L	A	B	L	E	F							
BTJNR/L-1616K16			16	16	125	30	20	TN□□1604□□	MT16-S	CTM5-S	BT16	BCS08	C-5	L2.5,L4.0
2020K16			20	20	125	32	25							
2525M16			25	25	150	32	32							
3232P16			32	32	170	32	40							



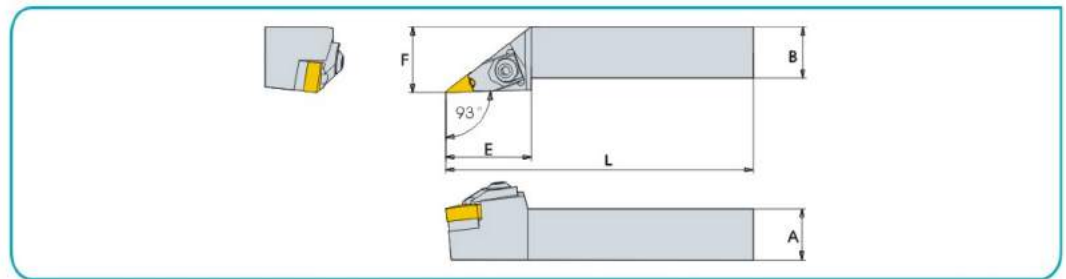
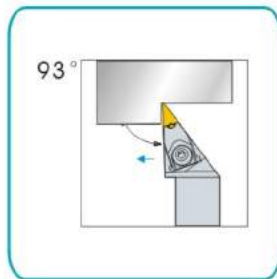
>>> BTQNR/L



A
外园车刀系列
Turning tool holder

型号 Designation	库存 Stock		尺寸 Size					刀片 Inserts	刀垫 Shim	销钉 Pin	压板 Clamp	螺钉 Screw	塞环 Slopper ring	扳手 Wrench
	R	L	A	B	L	E	F							
BTQNR/L- 2020K16			20	20	125	32	25	TN□□1604□□	MT16-S	CTM5-S	BT16	BCS08	C-5	L2.5,L4.0
2525M16			25	25	150	32	32							
3232P16			32	32	170	32	40							

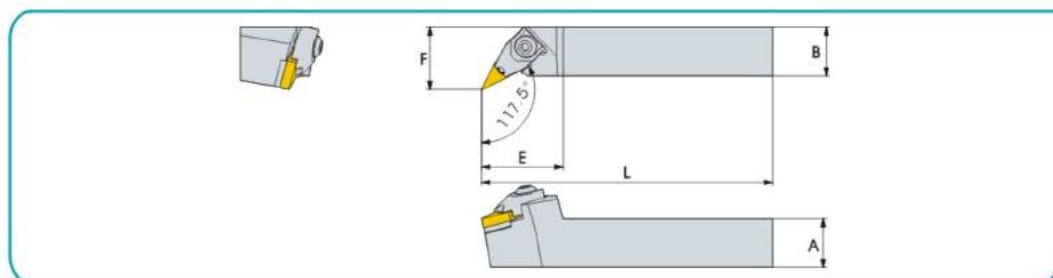
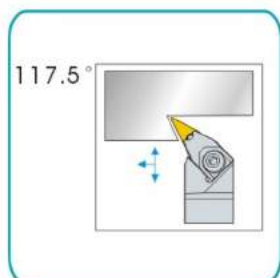
>>> BVJNR/L



型号 Designation	库存 Stock		尺寸 Size					刀片 Inserts	刀垫 Shim	销钉 Pin	压板 Clamp	螺钉 Screw	塞环 Slopper ring	扳手 Wrench
	R	L	A	B	L	E	F							
BVJNR/L2020K16			20	20	125	45	25	VN□□1604□□	MV1603	CTM5-S	BV16	BCS06	C-5	L2.5,L3.0
2525M16			25	25	150	45	32							
3232P16			32	32	170	45	40							

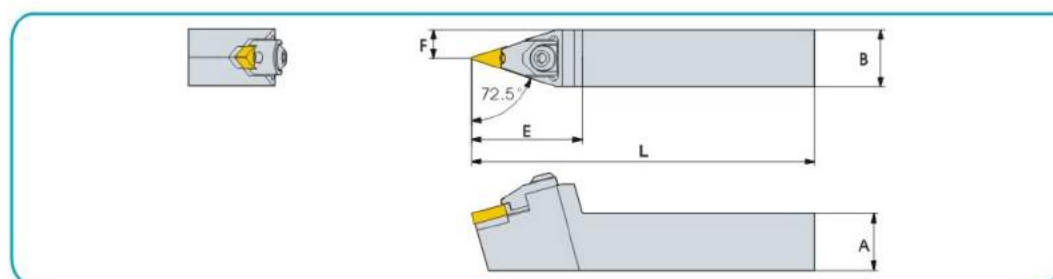
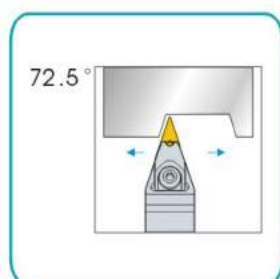


>>> BVQNR/L



型号 Designation	库存 Stock		尺寸 Size					刀片 Inserts	刀垫 Shim	销钉 Pin	压板 Clamp	螺钉 Screw	塞环 Slopper ring	扳手 Wrench
	R	L	A	B	L	E	F							
BVQNR/L2020K16			20	20	125	42	25	VN□□1604□□	MV1603	CTM5-S	BV16	BCS06	C-5	L2.5,L3.0
2525M16			25	25	150	42	32							
3232P16			32	32	170	42	40							

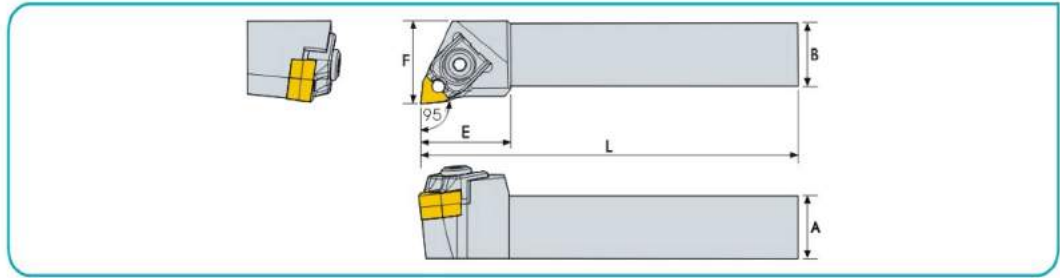
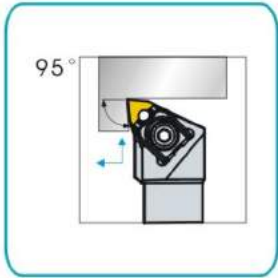
>>> BVVNN



型号 Designation	库存 Stock		尺寸 Size					刀片 Inserts	刀垫 Shim	销钉 Pin	压板 Clamp	螺钉 Screw	塞环 Slopper ring	扳手 Wrench
	R	L	A	B	L	E	F							
BVVNN2020K16			20	20	125	48	10	VN□□1604□□	MV1603	CTM5-S	BV16	BCS06	C-5	L2.5,L3.0
2525M16			25	25	150	48	12.5							
3232P16			32	32	170	48	16							




>>> BWLNR/L



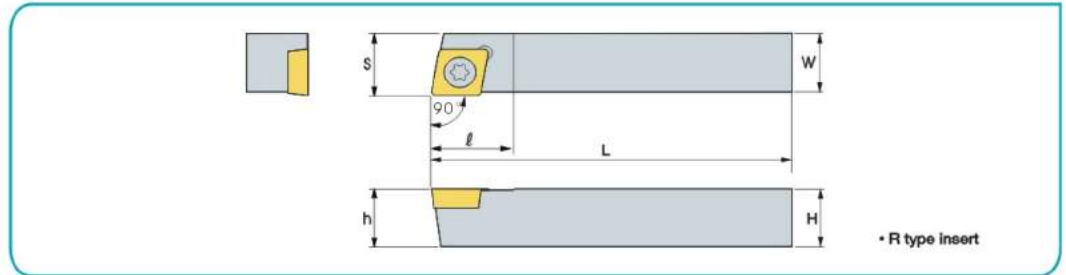
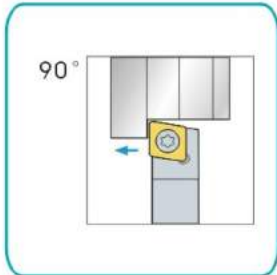
型号 Designation	库存 Stock		尺寸 Size					刀片 Inserts	刀垫 Shim	销钉 Pin	压板 Clamp	螺钉 Screw	塞环 Sloppering	扳手 Wrench
	R	L	A	B	L	E	F							
BWLNR/L-2020K06			20	20	125	32	25							
2525M06			25	25	150	32	32	WN□□0604□□	MW0603	CTM5-S	BW06	BCS08	C-5	L2.5,L4.0
3232P06			32	32	170	32	40							
2525M08			25	25	150	32	32							
3232P08			32	32	170	32	40	WN□□0804□□	MW0804	CTM6-S	BW08	BCS08	C-6	L3,L4.0

A 外园车刀系列 **S**
Turning tool holder





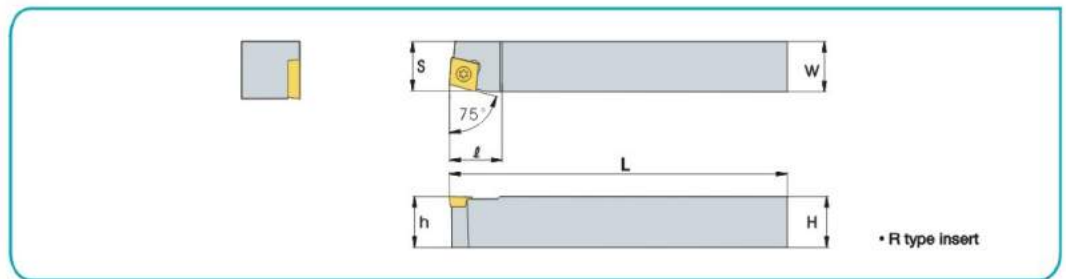
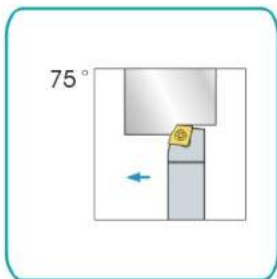
SCACR/L



A
外园车刀系列
Turning tool holder

型号 Designation	库存 Stock		尺寸 Size						刀片 Inserts	螺钉 Screw	扳手 Wrench
	R	L	H	W	L	ℓ	h	s			
SCACR/L0808F06	●		8	8	80	10	8	8	CC□□0602□□	M2.5X 6	T-8
1010H06	●		10	10	100	10	10	10			
1212H06	●		12	12	100	13	12	12			
1212H09			12	12	100	13	12	12	CC□□09T3□□	M3.5X 9	T-15

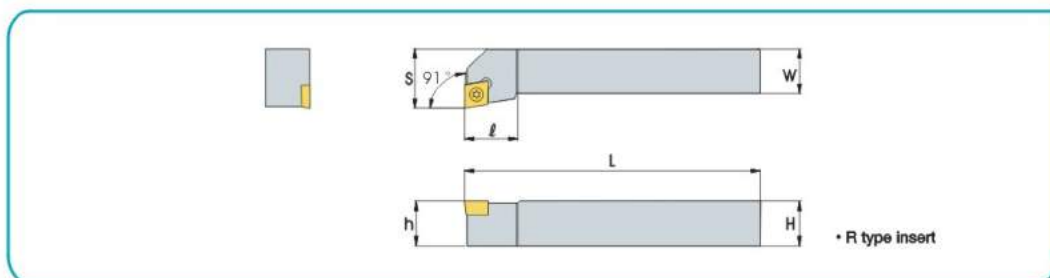
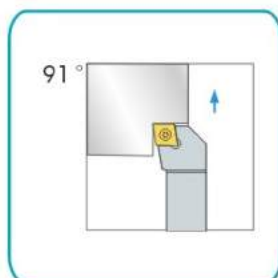
SCBCR/L



型号 Designation	库存 Stock		尺寸 Size						刀片 Inserts	螺钉 Screw	扳手 Wrench
	R	L	H	W	L	ℓ	h	s			
SCBCR/L 1212F06	●		12	12	80	13	12	12	CC□□0602□□	M2.5X 6	T-8
1616H06	●		16	16	100	13	16	14			
1212F09	●	●	12	12	80	13	12	12	CC□□09T3□□	M3.5 X9	T-15
1616H09	●	●	16	16	100	20	16	14			
2020K09	●	●	20	20	125	20	20	17			
2525M09	●	●	25	25	150	20	25	22	CC□□1204□□	M5 X12	T-20
2020K12	●	●	20	20	125	20	20	17			
2525M12	●	●	25	25	150	20	25	22			

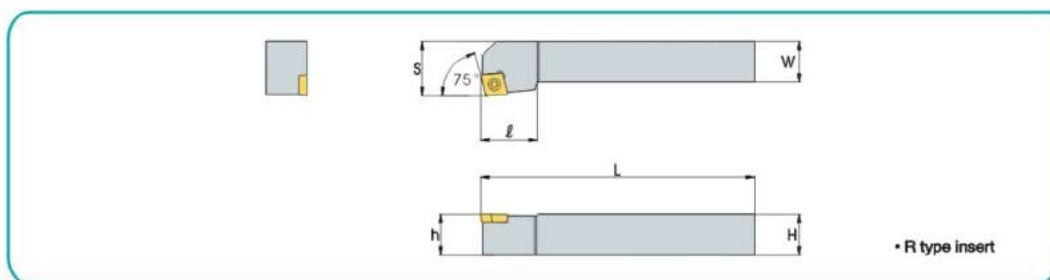
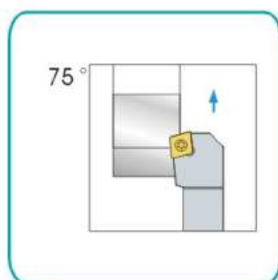


>>> SCFCR/L



型号 Designation	库存 Stock		尺寸 Size						刀片 Inserts	螺钉 Screw	扳手 Wrench
	R	L	H	W	L	ℓ	h	s			
SCFCR/L 1010F06			10	10	80	14	10	12	CC□□0602□□	M2.5 X6	T-8
1212F06			12	12	80	14	12	16			
1616H09	●		16	16	100	16	16	20	CC□□09T3□□	M3.5 X9	T-15
2020K09	●		20	20	125	16	20	25			
2525M09	●		25	25	150	16	25	32			

>>> SCKCR/L

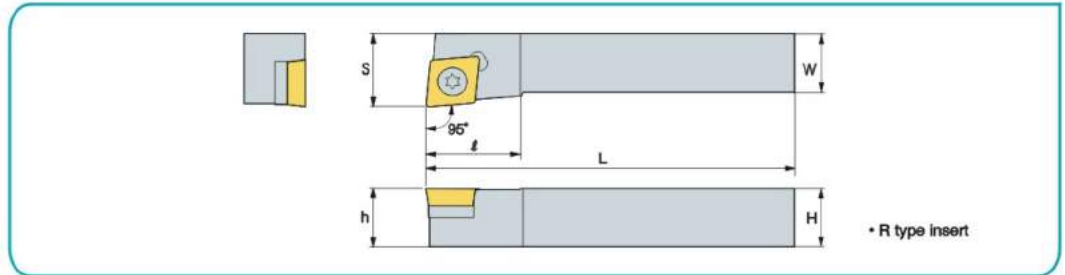
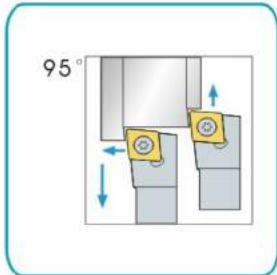


型号 Designation	库存 Stock		尺寸 Size						刀片 Inserts	螺钉 Screw	扳手 Wrench
	R	L	H	W	L	ℓ	h	s			
SCKCR/L 2020K09	●		20	20	125	23	20	25	CC□□09T3□□	M3.5 X 9	T-15
2525M09	●		25	25	150	23	25	32			
2020K12	●		20	20	125	28	20	25	CC□□1204□□	M5 X12	T-20
2525M12	●		25	25	150	28	25	32			



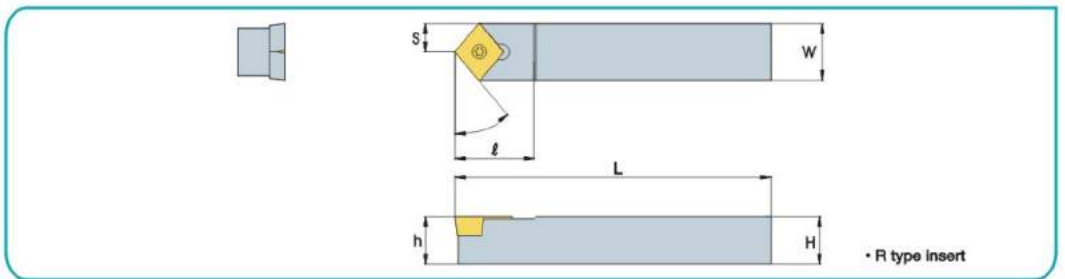
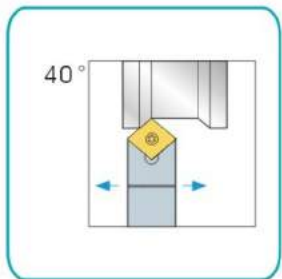
SCLCR/L

A
外园车刀系列
Turning tool holder



型号 Designation	库存 Stock		尺寸 Size						刀片 Inserts	螺钉 Screw	扳手 Wrench
	R	L	H	W	L	ℓ	h	s			
SCLCR/L 1010F06	●	●	10	10	80	12	10	12	CC□□0602□□	M2.5 X6	T-8
1212F09	●	●	12	12	80	16	12	16	CC□□09T3□□	M3.5X9	T-15
1616H09	●	●	16	16	100	16	16	20			
2020K09	●	●	20	20	125	16	20	25			
2525M09	●	●	25	25	150	16	25	32			
2020K12	●	●	20	20	125	20	20	25	CC□□1204□□	M5 X12	T-20
2525M12	●	●	25	25	150	20	25	32			
3232P12	●	●	32	32	170	20	32	40			

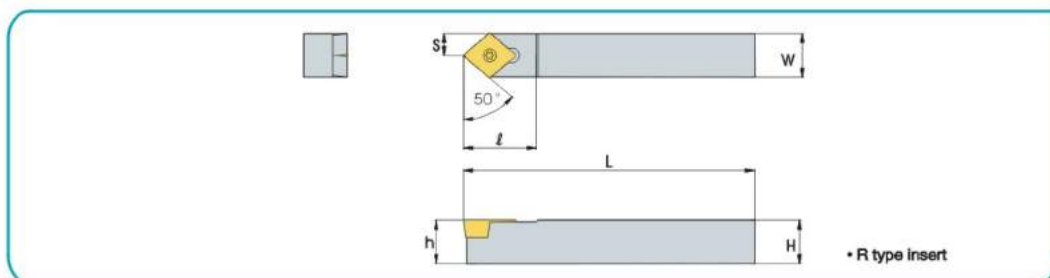
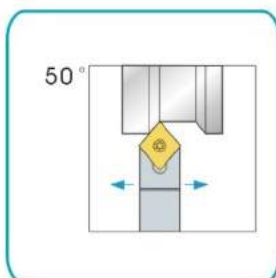
SCMCN-100



型号 Designation	库存 Stock		尺寸 Size						刀片 Inserts	螺钉 Screw	扳手 Wrench
	R	L	H	W	L	ℓ	h	s			
SCMCN1010F06-100	●		10	10	80	13	10	5	CC□□0602□□	M2.5 X6	T-8
1212F09-100	●		12	12	80	18	12	6	CC□□09T3□□	M3.5X9	T-15
1616H09-100	●		16	16	100	18	16	8			
2020K09-100	●		20	20	125	18	20	10			
2525M09-100			25	25	150	18	25	12.5			
2020K12-100			20	20	125	23	20	10	CC□□1204□□	M5 X12	T-20
2525M12-100			25	25	150	23	25	12.5			

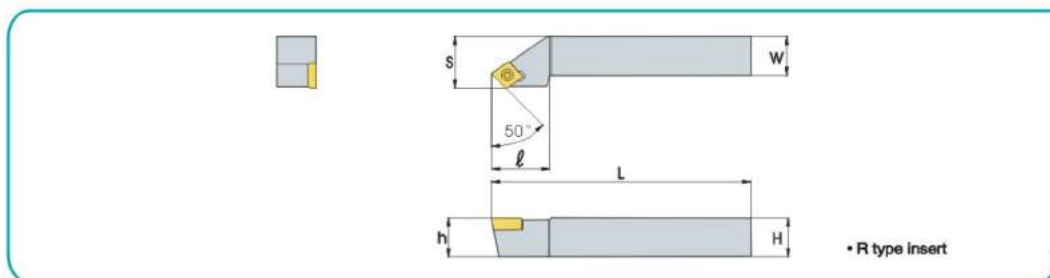
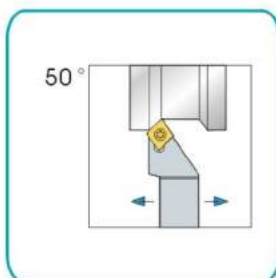


SCMCN



型号 Designation	库存 Stock		尺寸 Size						刀片 Inserts	螺钉 Screw	扳手 Wrench
	R	L	H	W	L	l	h	s			
SCMCN1010F06	●		10	10	80	10	10	5	CC□□0602□□	M2.5 X6	T-8
1212F09	●		12	12	80	15	12	6	CC□□09T3□□	M3.5X9	T-15
1616H09	●		16	16	100	15	16	8			
2020K09	●		20	20	125	15	20	10			
2525M09	●		25	25	150	15	25	12.5			
2020K12			20	20	125	20	20	10	CC□□1204□□	M5 X12	T-20
2525M12			25	25	150	20	25	12.5			

SCSCR/L

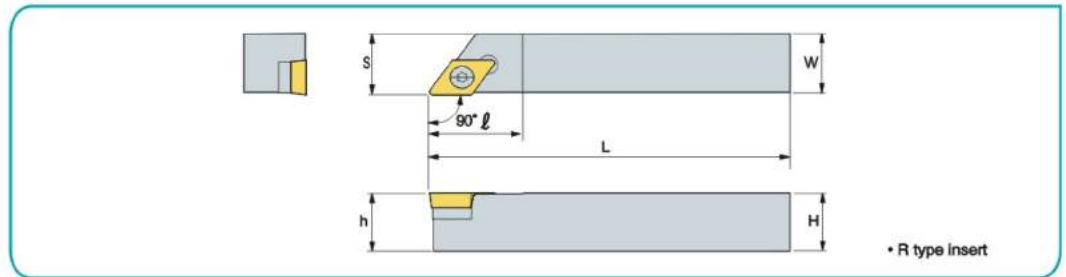
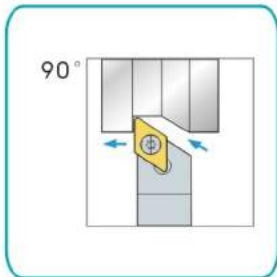


型号 Designation	库存 Stock		尺寸 Size						刀片 Inserts	螺钉 Screw	扳手 Wrench
	R	L	H	W	L	l	h	s			
SCSCR/L1212F06	●		12	12	80	18	12	16	CC□□0602□□	M2.5 X6	T-8
1616H06	●		16	16	100	18	16	20			



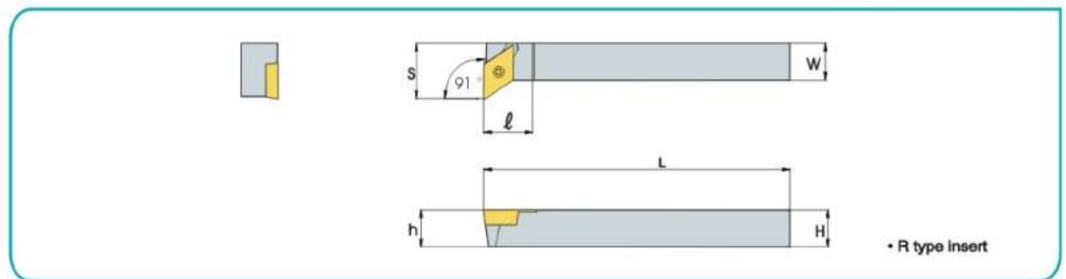
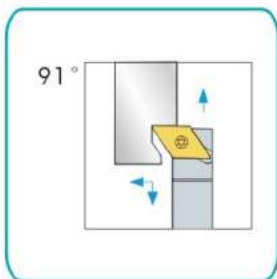
SDACR/L

A
外园车刀系列
Turning tool holder



型号 Designation	库存 Stock		尺寸 Size						刀片 Inserts	螺钉 Screw	扳手 Wrench
	R	L	H	W	L	l	h	s			
SDACR/L 0808F07	●		8	8	80	15	8	8	DC□□0602□□	M2.5X8	T-8
1010F07	●		10	10	80	15	10	10			
1212F07	●		12	12	80	15	12	12			
1212H11	●		12	12	100	22	12	12	DC□□11T3□□	M3.5 X9	T-15
1616H11	●	●	16	16	125	22	16	16			
2020K11	●		20	20	125	22	20	20			
2525M11	●		25	25	150	22	25	25			

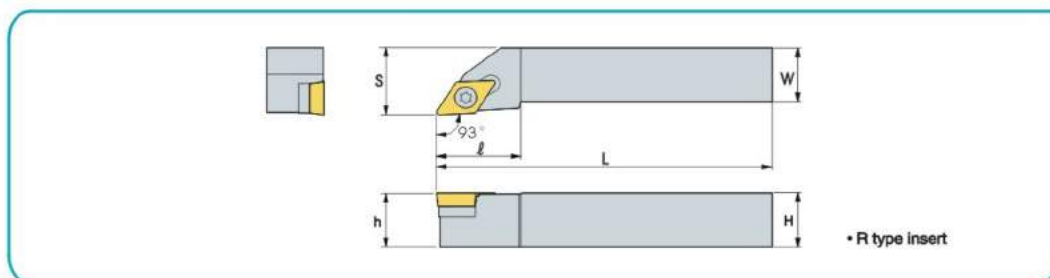
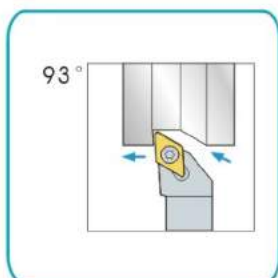
SDFCR/L



型号 Designation	库存 Stock		尺寸 Size						刀片 Inserts	螺钉 Screw	扳手 Wrench
	R	L	H	W	L	l	h	s			
SDFCR/L1212H07	●	●	12	12	100	8	12	16	DC□□0702□□	M2.5X8	T-8
1212H11	●	●	12	12	100	14	12	18	DC□□11T3□□	M3.5X9	T-15
1616H11	●	●	16	16	100	14	16	20			

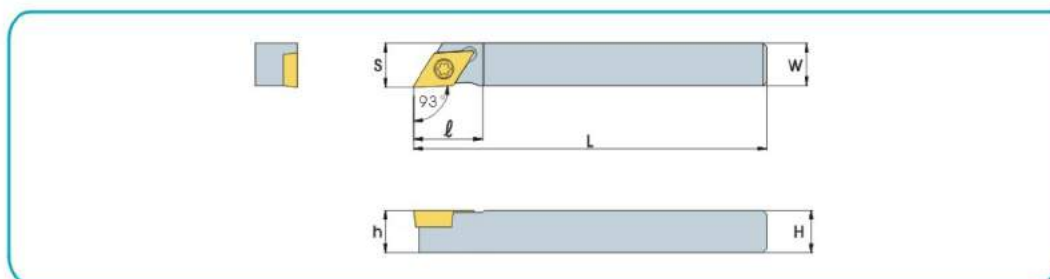
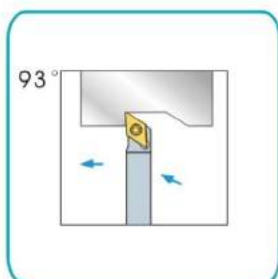


SDJCR/L



型号 Designation	库存 Stock		尺寸 Size						刀片 Inserts	螺钉 Screw	扳手 Wrench
	R	L	H	W	L	ℓ	h	s			
SDJCR/L1010F07	●	●	10	10	80	14	10	12	DC□□0702□□	M2.5 X8	T-8
1212F07	●	●	12	12	80	14	12	16			
1616H07	●	●	16	16	100	14	16	20			
1212F11	●	●	12	12	80	20	12	16	DC□□11T3□□	M3.5 X9	T-15
1616H11	●	●	16	16	100	20	16	20			
2020K11	●	●	20	20	125	20	20	25			
2525M11	●	●	25	25	150	22	25	32			
3232P11	●	●	32	32	170	23	32	40			
4040R11			40	40	200	25	40	50			

SDJCR/L-F

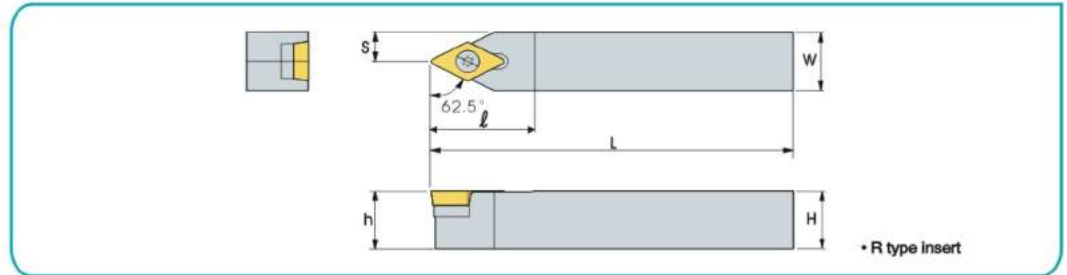
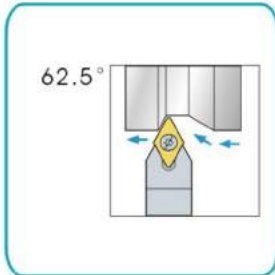


型号 Designation	库存 Stock		尺寸 Size						刀片 Inserts	螺钉 Screw	扳手 Wrench
	R	L	H	W	L	ℓ	h	s			
SDJCR/L1212K11-F			12	12	125	12.5	12	12	DC□□11T3□□	M3.5X 9	T-15
1616K11-F			16	16	125	16.5	16	16			



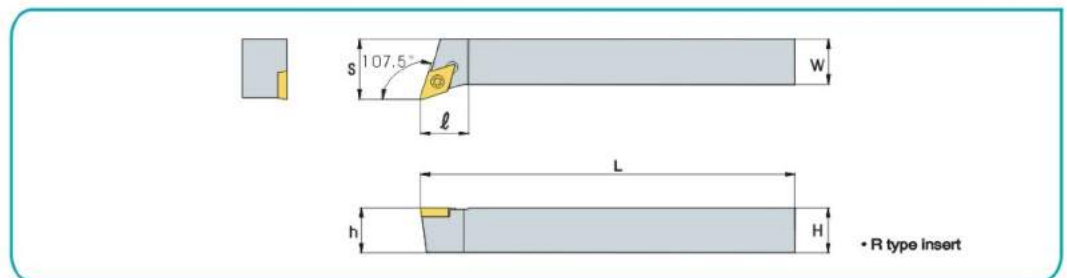
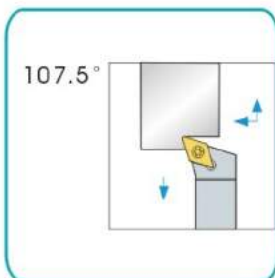
SDNCN

A
外园车刀系列
Turning tool holder



型号 Designation	库存 Stock		尺寸 Size						刀片 Inserts	螺钉 Screw	扳手 Wrench
	R	L	H	W	L	l	h	s			
SDNCN0808F07	●		8	8	80	14	8	4	DC□□0602□□	M2.5X8	T-8
1010F07	●		10	10	80	14	10	5			
1212F07	●		12	12	80	14	12	6			
1212H11	●		12	12	100	21	12	6	DC□□11T3□□	M3.5 X9	T-15
1616H11	●		16	16	100	21	16	8			
2020K11	●		20	20	125	21	20	10			
2525M11	●		25	25	150	21	25	12.5			

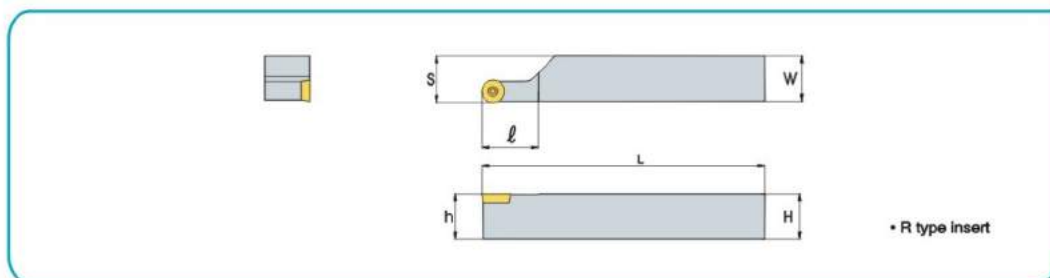
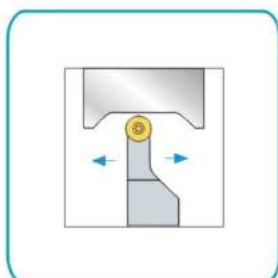
SDQCR/L



型号 Designation	库存 Stock		尺寸 Size						刀片 Inserts	螺钉 Screw	扳手 Wrench
	R	L	H	W	L	l	h	s			
SDQCR/L1010F07			10	10	80	5	10	12	DC□□0702□□	M2.5X8	T-8
1212F07	●	●	12	12	80	13	12	16			
1212F11	●	●	12	12	80	14	12	16	DC□□11T3□□	M3.5 X9	T-15
1616H11	●	●	16	16	100	14	16	20			
2020K11	●	●	20	20	125	16	20	25			
2525M11	●	●	25	25	150	22	25	32			

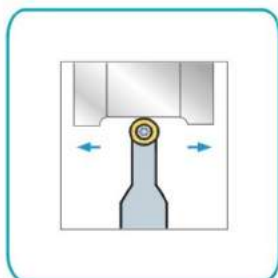


SRACR/L



型号 Designation	库存 Stock		尺寸 Size						刀片 Inserts	螺钉 Screw	扳手 Wrench
	R	L	H	W	L	l	h	s			
SRACR/L1616H08	●	●	16	16	100	16	16	16.5	RC□□0803□□	M3X 8	T-8
2020K08	●	●	20	20	125	16	20	20.5			
2525M08	●	●	25	25	150	16	25	25.5			
2020K10	●	●	20	20	125	20.3	20	20.4	RC□□1003□□	M3.5 X9	T-15
2525M10	●	●	25	25	150	20.3	25	25.4			

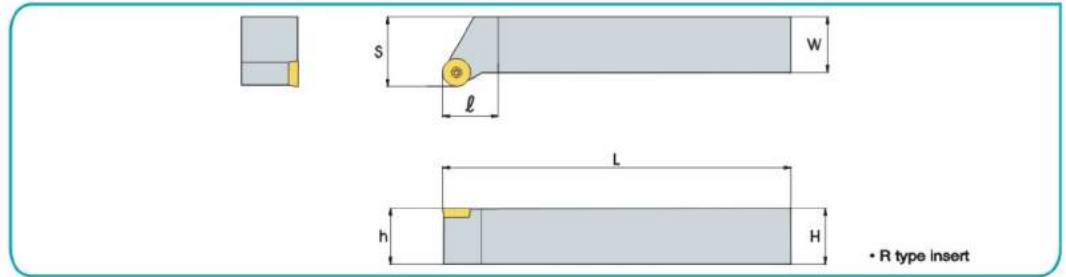
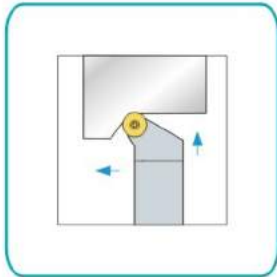
SRDCN



型号 Designation	库存 Stock		尺寸 Size						刀片 Inserts	螺钉 Screw	扳手 Wrench
	R	L	H	W	L	l	h	s			
SRDCN1616H08	●		16	16	100	16	16	8	RC□□0803□□	M3X 8	T-8
2020K08	●		20	20	125	16	20	10			
2525M08	●		25	25	150	16	25	12.5			
1616H10	●		16	16	100	20.3	16	8	RC□□1003□□	M3.5 X9	T-15
2020K10	●		20	20	125	20.3	20	10			
2525M10	●		25	25	150	20.3	25	12.5			



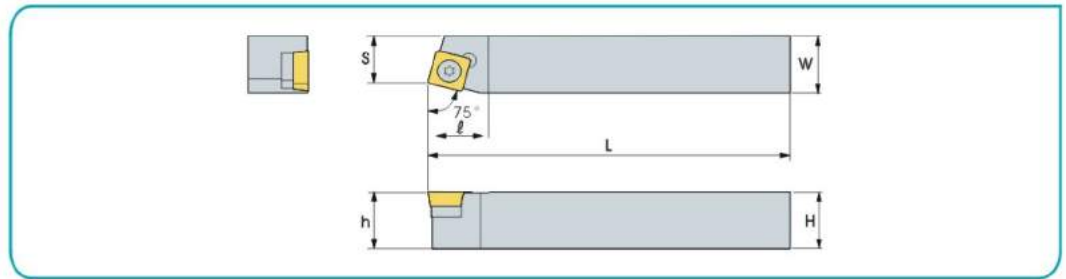
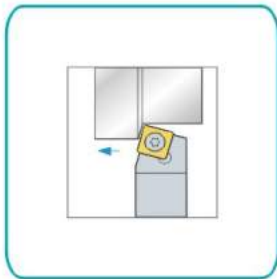
SRGCR/L



A
外园车刀系列
Turning tool holder

型号 Designation	库存 Stock		尺寸 Size						刀片 Inserts	螺钉 Screw	扳手 Wrench
	R	L	H	W	L	ℓ	h	s			
SRGCR/L1616H08			16	16	100	20	16	20	RC□□0803□□	M3X 8	T-8
1616H10	●	●	16	16	100	20	16	20	RC□□1003□□	M3.5 X9	T-15
2020K10	●	●	20	20	125	20	20	25			
2525M10	●		25	25	150	20	25	32			

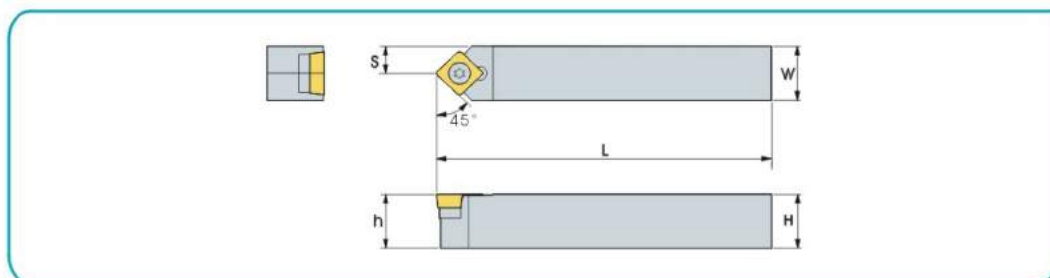
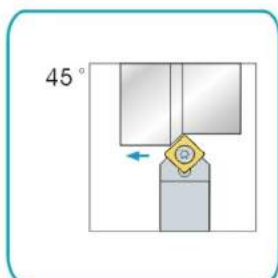
SSBCR/L



型号 Designation	库存 Stock		尺寸 Size						刀片 Inserts	螺钉 Screw	扳手 Wrench
	R	L	H	W	L	ℓ	h	s			
SSBCR/L 1212F09	●	●	12	12	80	18	12	9.5	SC□□09T3□□	M3.5X 9	T-15
1616H09	●	●	16	16	100	18	16	12			
2020K09	●	●	20	20	125	18	20	17			
2020K12	●	●	20	20	125	22	20	17	SC□□1204□□	M5 X12	T-20
2525M12	●		25	25	150	22	25	22			

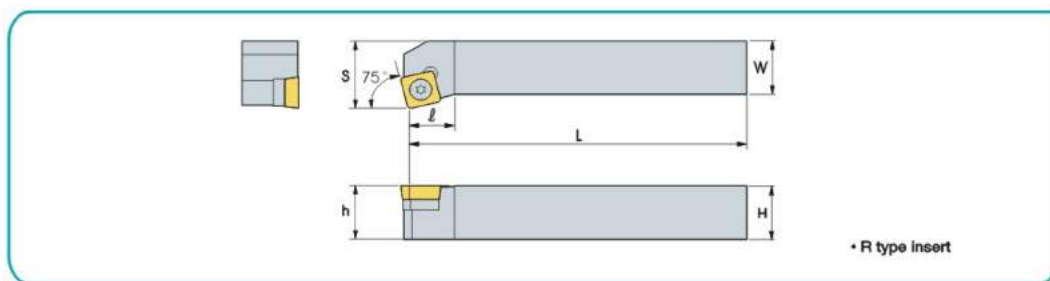
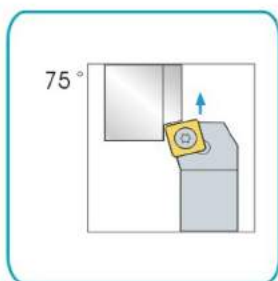


SSDCN



型号 Designation	库存 Stock		尺寸 Size						刀片 Inserts	螺钉 Screw	扳手 Wrench
	R	L	H	W	L	ℓ	h	s			
SSDCN 1212F09	●		12	12	80	16	12	6	SC□□09T3□□	M3.5X9	T-15
1616H09	●		16	16	100	16	16	8			
2020K09	●		20	20	125	16	20	10			
2525M09	●		25	25	150	16	25	12.5			

SSKCR/L

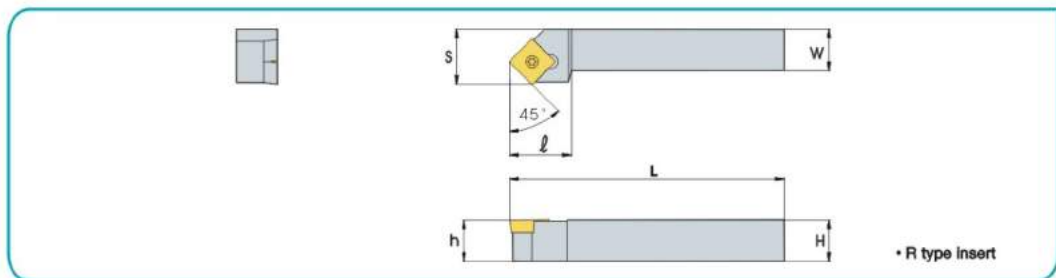
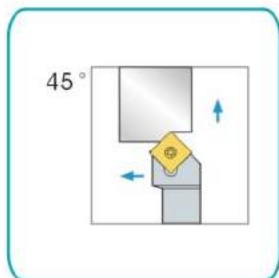


型号 Designation	库存 Stock		尺寸 Size						刀片 Inserts	螺钉 Screw	扳手 Wrench
	R	L	H	W	L	ℓ	h	s			
SSKCR/L 1212F09	●	●	12	12	80	16	12	16	SC□□09T3□□	M3.5X9	T-15
1616H09	●	●	16	16	100	16	16	20			
2020K09	●	●	20	20	125	18	20	25			
2525M09	●	●	25	25	150	25	25	32			
2525M12	●		25	25	150	25	25	32	SC□□1204□□	M5 X12	T-20



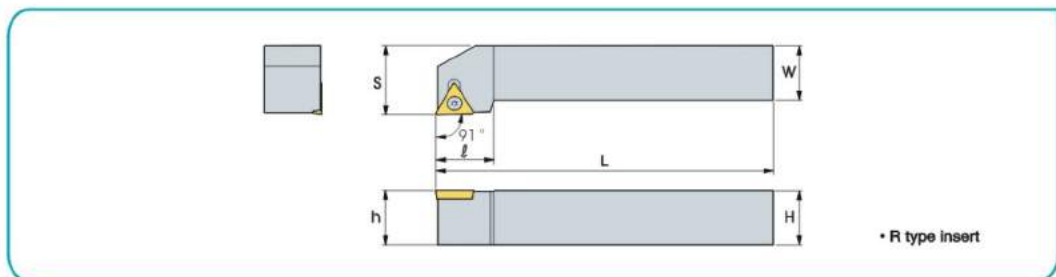
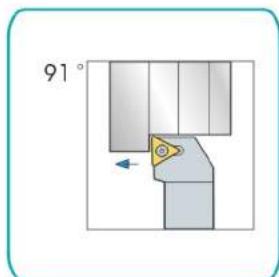
SSSCR/L

A
外园车刀系列
Turning tool holder



型号 Designation	库存 Stock		尺寸 Size						刀片 Inserts	螺钉 Screw	扳手 Wrench
	R	L	H	W	L	ℓ	h	s			
SSSCR/L 1212F09	●	●	12	12	80	16	12	16	SC□□09T3□□	M3.5X9	T-15
1616H09	●	●	16	16	100	16	16	20			
2020K09	●	●	20	20	125	18	20	25			
2525M09	●	●	25	25	150	25	25	32			
2525M12	●		25	25	150	25	25	32	SC□□1204□□	M5 X12	T-20

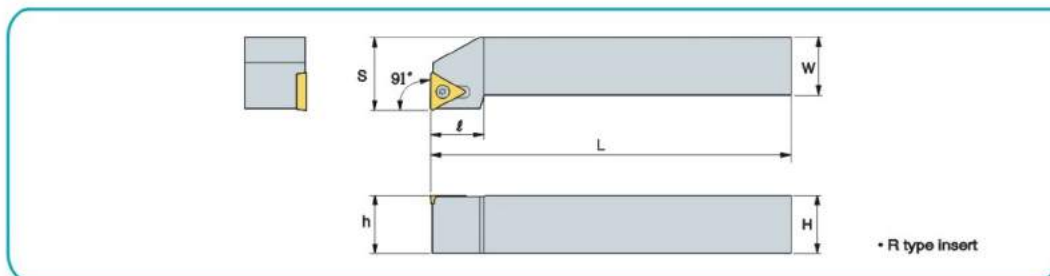
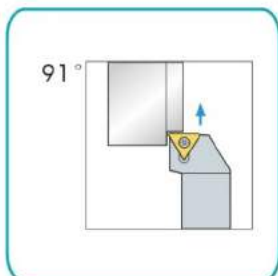
STGCR/L



型号 Designation	库存 Stock		尺寸 Size						刀片 Inserts	螺钉 Screw	扳手 Wrench
	R	L	H	W	L	ℓ	h	s			
STGCR/L1616H11	●	●	16	16	100	14	16	20	TC□□1102□□	M2.5X8	T-8
1616H16	●	●	16	16	100	14	16	20	TC□□16T3□□	M3.5 X9	T-15
2020K16	●	●	20	20	125	20	20	25			
2525M16	●	●	25	25	150	20	25	32			

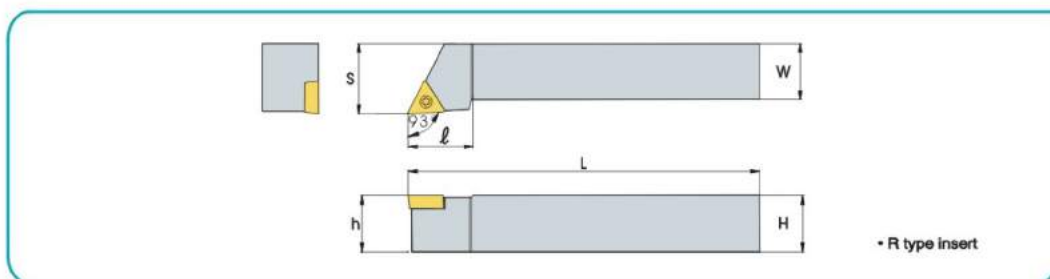
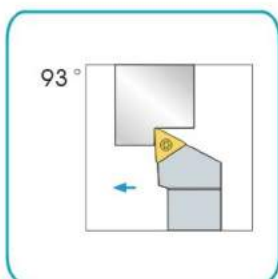


STFCR/L



型号 Designation	库存 Stock		尺寸 Size						刀片 Inserts	螺钉 Screw	扳手 Wrench
	R	L	H	W	L	l	h	s			
STFCR/L1212F09	●	●	12	12	80	14	12	16	TC□□0902□□	M2.2X6	T-6
1212F11	●	●	12	12	80	14	12	16	TC□□1102□□	M2.5X8	T-8
1616H11	●	●	16	16	100	14	16	20			
1616H16	●	●	16	16	100	22	16	20			
2020K16	●	●	20	20	125	22	20	25	TC□□16T3□□	M3.5 X9	T-15
2525M16	●	●	25	25	150	22	25	32			
3232P16			32	32	170	22	32	40			

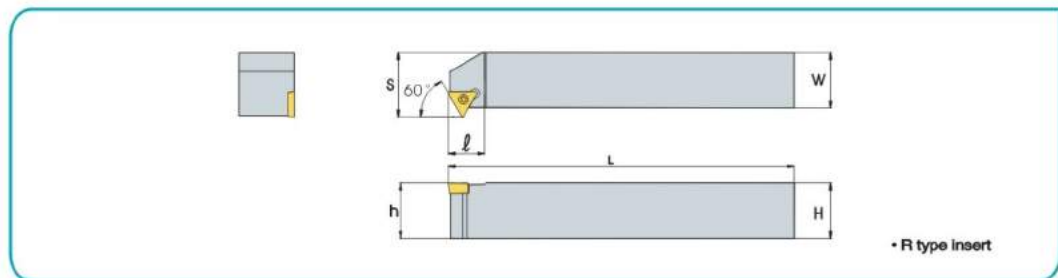
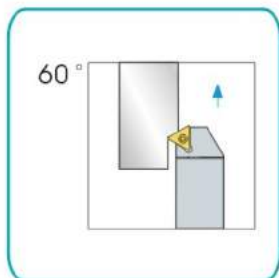
STJCR/L



型号 Designation	库存 Stock		尺寸 Size						刀片 Inserts	螺钉 Screw	扳手 Wrench
	R	L	H	W	L	l	h	s			
STJCR/L1212F11			12	12	80	18	12	16			
1616H11	●		16	16	100	18	16	20	TC□□1102□□	M2.5X8	T-8



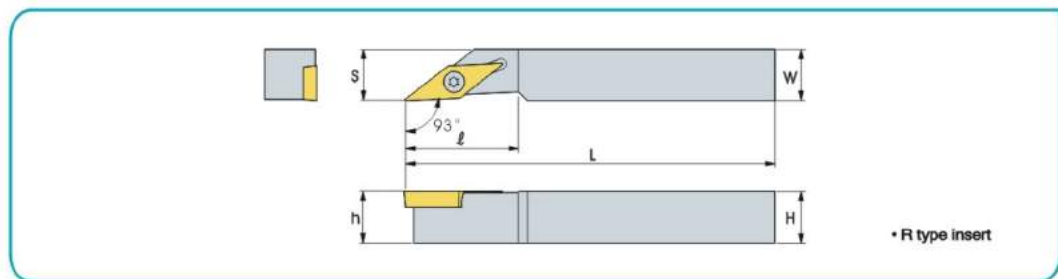
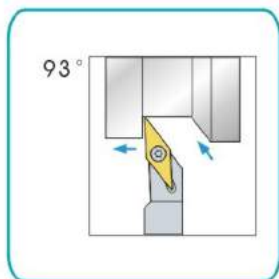
STWCR/L



A
外园车刀系列
Turning tool holder

型号 Designation	库存 Stock		尺寸 Size						刀片 Inserts	螺钉 Screw	扳手 Wrench
	R	L	H	W	L	ℓ	h	s			
STWCR/L1616H11			16	16	100	8	16	19.3	TC□□1102□□	M2.5X8	T-8
2020K11	●		20	20	125	8	20	23.3			
2525M11			25	25	150	8	25	28.3			
1616H16			16	16	100	12	16	21	TC□□16T3□□	M3.5 X9	T-15
2020K16			20	20	125	12	20	26			
2525M16	●		25	25	150	12	25	31			
3232P16	●		32	32	170	12	32	38			

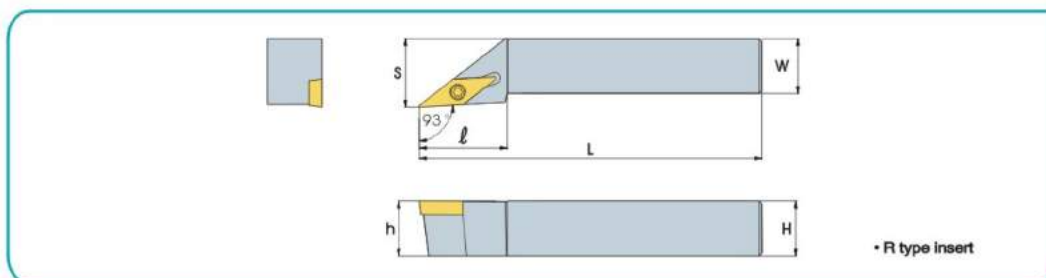
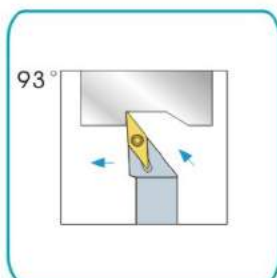
SVJBR/L-F,SVJCR/L-F



型号 Designation	库存 Stock		尺寸 Size						刀片 Inserts	螺钉 Screw	扳手 Wrench
	R	L	H	W	L	ℓ	h	s			
SVJBR/L 1010-H11F			10	10	100	10.5	10	10	VB□□1103□□	M2.5X8	T-8
1212-H11F			12	12	100	12.5	12	12			
1616-K11F			16	16	125	16.5	16	16			
SVJCR/L 1010-H11F			10	10	100	10.5	10	10	VC□□1103□□	M2.5X8	T-8
1212-H11F			12	12	100	12.5	12	12			
1616-K11F			16	16	125	16.5	16	16			



SVJBR/L,SVJCR/L

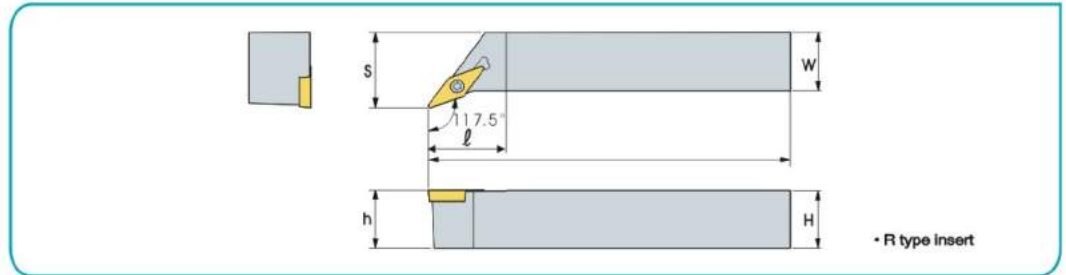
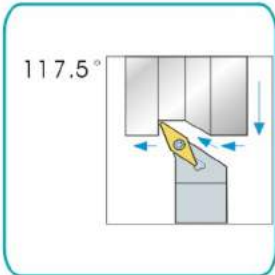


型号 Designation	库存 Stock		尺寸 Size						刀片 Inserts	螺钉 Screw	扳手 Wrench
	R	L	H	W	L	ℓ	h	s			
SVJBR/L 1212F11	●	●	12	12	80	22	12	16	VB□□1103□□	M2.5X8	T-8
1616H11	●	●	16	16	100	25	16	20			
2020K11	●	●	20	20	125	32	20	25			
2525M11	●	●	25	25	150	38	25	32			
1616H16	●	●	16	16	100	30	16	20	VB□□1604□□	M3.5X9	T-15
2020K16	●	●	20	20	125	32	20	25			
2525M16	●	●	25	25	150	40	25	32			
3232P16	●	●	32	32	170	45	32	40			
型号 Designation	库存 Stock		尺寸 Size						刀片 Inserts	螺钉 Screw	扳手 Wrench
	R	L	H	W	L	ℓ	h	s			
SVJCR/L 1212F11	●	●	12	12	80	22	12	16	VC□□1103□□	M2.5X8	T-8
1616H11	●	●	16	16	100	25	16	20			
2020K11	●	●	20	20	125	32	20	25			
2525M11	●	●	25	25	150	38	25	32			
1616H16	●	●	16	16	100	30	16	20	VC□□1604□□	M3.5X9	T-15
2020K16	●	●	20	20	125	32	20	25			
2525M16	●	●	25	25	150	40	25	32			
3232P16	●	●	32	32	170	45	32	40			



SVQBR/L

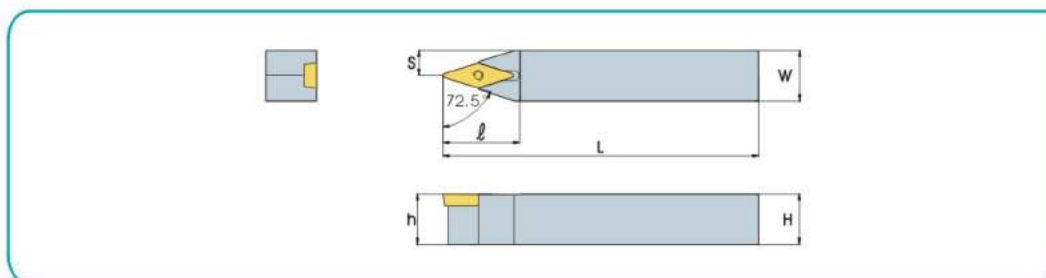
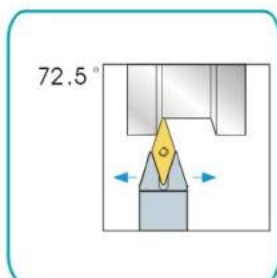
A
外园车刀系列
Turning tool holder



型号 Designation	库存 Stock		尺寸 Size						刀片 Inserts	螺钉 Screw	扳手 Wrench
	R	L	H	W	L	ℓ	h	s			
SVQBR/L1616H11	●	●	16	16	100	35	16	20	VB□□1103□□	M2.5X8	T-8
2020K11			20	20	125	35	20	25			
2525M11			25	25	150	35	25	32			
1616H16			16	16	100	35	16	20	VB□□1604□□	M3.5 X9	T-15
2020K16	●	●	20	20	125	35	20	25			
2525M16	●	●	25	25	150	35	25	32			
3232P16	●	●	32	32	170	35	32	40			
型号 Designation	库存 Stock		尺寸 Size						刀片 Inserts	螺钉 Screw	扳手 Wrench
R	L	H	W	L	ℓ	h	s				
SVQCR/L1616H11	●	●	16	16	100	35	16	20	VC□□1103□□	M2.5X8	T-8
2020K11			20	20	125	35	20	25			
2525M11			25	25	150	35	25	32			
1616H16			16	16	100	35	16	20	VC□□1604□□	M3.5 X9	T-15
2020K16	●	●	20	20	125	35	20	25			
2525M16	●	●	25	25	150	35	25	32			
3232P16	●	●	32	32	170	35	32	40			

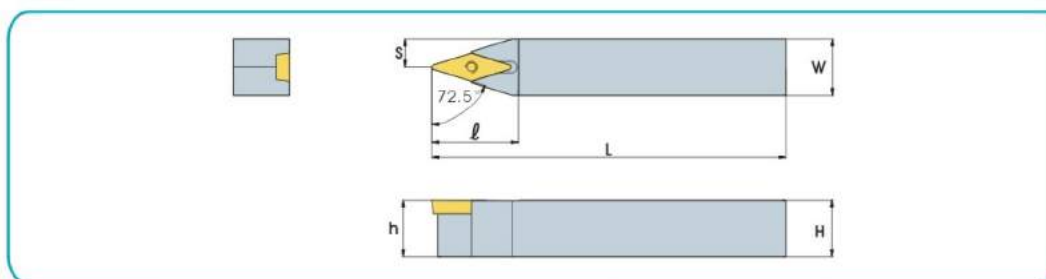
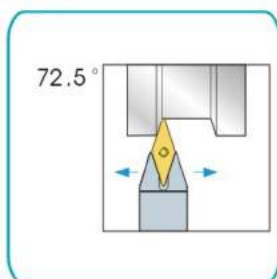


SVVBN



型号 Designation	库存 Stock		尺寸 Size						刀片 Inserts	螺钉 Screw	扳手 Wrench
	R	L	H	W	L	ℓ	h	s			
SVVBN1212F11	●		12	12	80	24	12	6	VB□□1103□□	M2.5 X8	T-8
1616H11	●		16	16	100	24	16	8			
2020K11	●		20	20	125	24	20	10			
2525M11	●		25	25	150	24	25	12.5			
1616H16	●		16	16	100	34	16	8	VB□□1604□□	M3.5 X9	T-15
2020K16	●		20	20	125	34	20	10			
2525M16	●		25	25	150	34	25	12.5			
3232P16	●		32	32	170	34	32	16			

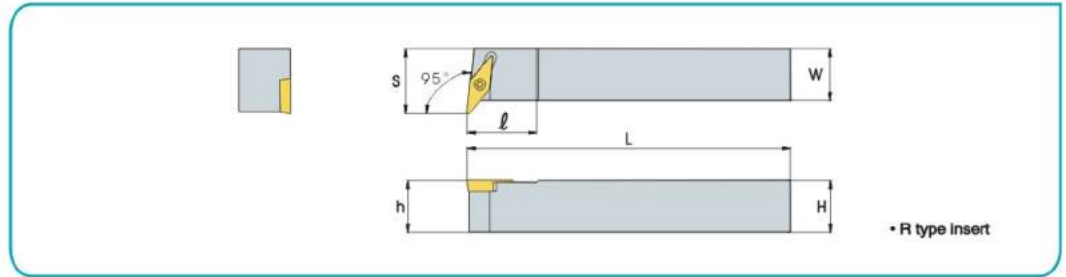
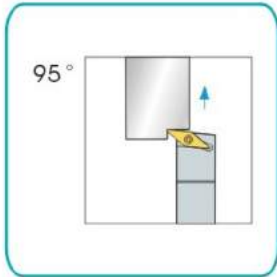
SVVCN



型号 Designation	库存 Stock		尺寸 Size						刀片 Inserts	螺钉 Screw	扳手 Wrench
	R	L	H	W	L	ℓ	h	s			
SVVCN1212F11	●		12	12	80	24	12	6	VC□□1103□□	M2.5 X8	T-8
1616H11	●		16	16	100	24	16	8			
2020K11	●		20	20	125	24	20	10			
2525M11	●		25	25	150	24	25	12.5			
1616H16	●		16	16	100	34	16	8	VC□□1604□□	M3.5 X9	T-15
2020K16	●		20	20	125	34	20	10			
2525M16	●		25	25	150	34	25	12.5			
3232P16	●		32	32	170	34	32	16			



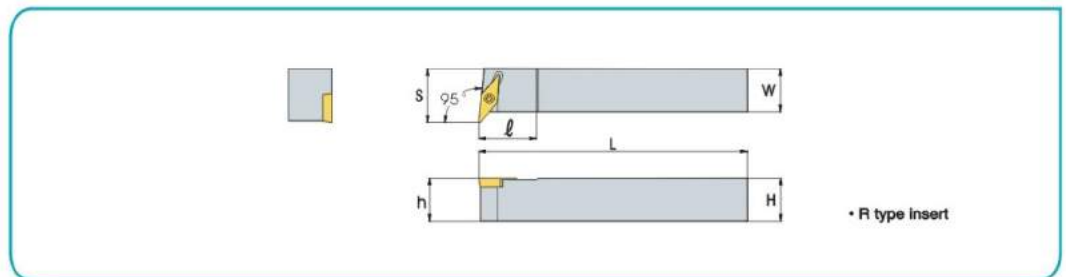
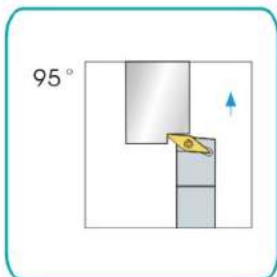
SVUCR/L



A
外园车刀系列
Turning tool holder

型号 Designation	库存 Stock		尺寸 Size						刀片 Inserts	螺钉 Screw	扳手 Wrench
	R	L	H	W	L	ℓ	h	s			
SVUCR/L1212H11	●	●	12	12	100	14	12	20	VC□□1103□□	M2.5X8	T-8
1616H11	●	●	16	16	100	14	16	20			
2020K16	●	●	20	20	125	18	20	30	VC□□1604□□	M3.5 X9	T-15
2525M16	●	●	25	25	150	18	25	35			

SVUBR/L



型号 Designation	库存 Stock		尺寸 Size						刀片 Inserts	螺钉 Screw	扳手 Wrench
	R	L	H	W	L	ℓ	h	s			
SVUBR/L1212H11	●	●	12	12	100	14	12	20	VB□□1103□□	M2.5X8	T-8
1616H11	●	●	16	16	100	14	16	20			
2020K16	●	●	20	20	125	18	20	30	VB□□1604□□	M3.5 X9	T-15
2525M16	●	●	25	25	150	18	25	35			

A 内孔车刀系列
Boring bar holder

S20Q-MTJNR16 6H

S32S-MWLNRO8 7B

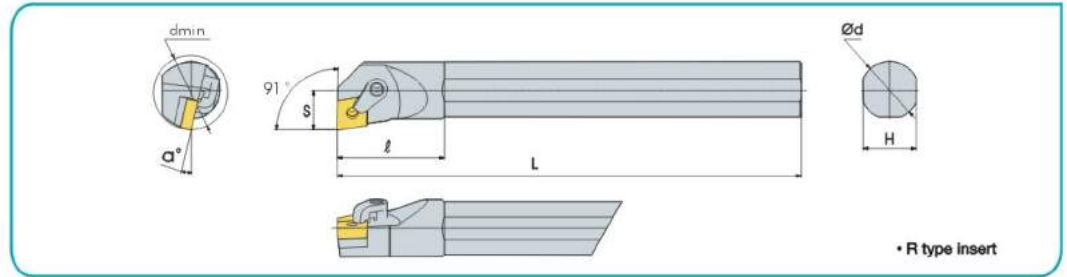
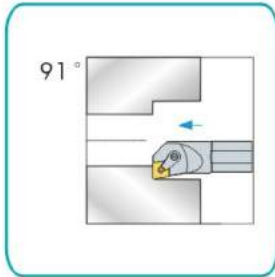
S32S-MDZNR15 7B

M



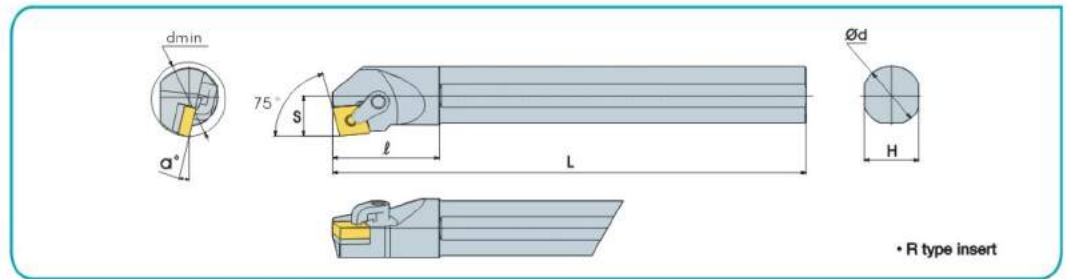
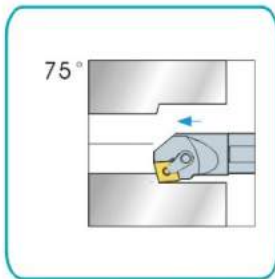
MCFNR/L

A
内孔车刀系列
Boring bar holder



型号 Designation	库存 Stock		尺寸 Size						刀片 Inserts	刀垫 Shim	销钉 Pin	压板 Clamp	双头螺钉 Screw	扳手 Wrench	
	R	L	dmin	Φd	s	L	l	H							α°
S20Q-MCFNR/L12	●		Φ23	20	13	180	33	18	15°	CN□□1204□□	X	CTM613	HL1812	ML0622	L2.5,L3.0
S25R-MCFNR/L12	●		Φ29	25	17	200	47	23	13°				HI1814	ML0625	

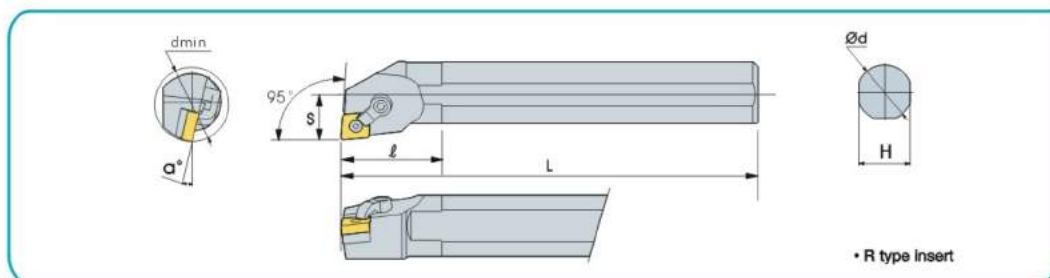
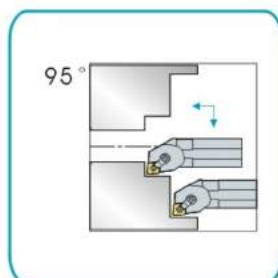
MCKNR/L



型号 Designation	库存 Stock		尺寸 Size						刀片 Inserts	刀垫 Shim	销钉 Pin	压板 Clamp	双头螺钉 Screw	扳手 Wrench	
	R	L	dmin	Φd	s	L	l	H							α°
S20Q-MCKNR/L12	●	●	Φ24	20	14	180	45	18	15°	CN□□1204□□	X	CTM613	HL1812	ML0622	L2.5,L3.0
S25R-MCKNR/L12	●	●	Φ30	25	17	200	45	23	13°				HI1814	ML0625	
S32S-MCKNR/L12	●	●	Φ38	32	22.5	250	50	30	17°	CN□□1204□□			HL1814	ML0625	L2.5,L3.0
S40T-MCKNR/L12			Φ47	25	27	300	55	38	15°						
S50U-MCKNR/L12			Φ60	32	35	350	70	48	12°						

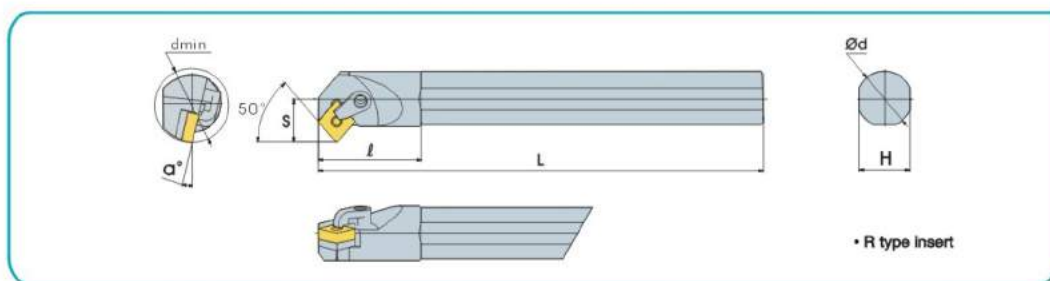
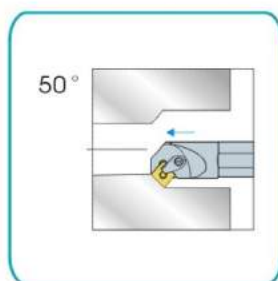


MCLNR/L



型号 Designation	库存 Stock		尺寸 Size							刀片 Inserts	刀垫 Shim	销钉 Pin	压板 Clamp	双头螺钉 Screw	扳手 Wrench
	R	L	dmin	Φd	s	L	l	H	α°						
S20Q-MCLNR/L09	●	●	Φ23	20	13	180	33	18	15°	CN□□0904□□	X	CTM509	HL1511	ML0515	L2.0,L2.5
S20Q-MCLNR/L12	●	●	Φ23	20	13	180	45	18	15°			CTM613	HL1812	ML0622	L2.5,L3.0
S25R-MCLNR/L12	●	●	Φ30	25	17	200	45	23	12°			HI1814	ML0625		
S32S-MCLNR/L12	●	●	Φ38	32	22.5	250	50	30	17°	CN□□1204□□	MC1204	CTM617	HL1814	ML0625	L2.5,L3.0
S40T-MCLNR/L12	●	●	Φ47	40	27	300	55	38	15°						
S50U-MCLNR/L12	●		Φ60	50	31	350	70	48	12°						
S60V-MCLNR/L12	●		Φ70	60	36	400	70	58	10°						
S32S-MCLNR/L16	●		Φ38	32	22.5	250	50	30	17°	CN□□1606□□	MC1604	CTM822	HL2217	ML0830	L4.0
S40T-MCLNR/L16			Φ47	40	27	300	55	38	15°						
S50U-MCLNR/L19			Φ60	50	31	350	75	48	12°	CN□□1906□□	MC1904	CTM1022	HL2217	ML0830	L4.0

MCWNR/L

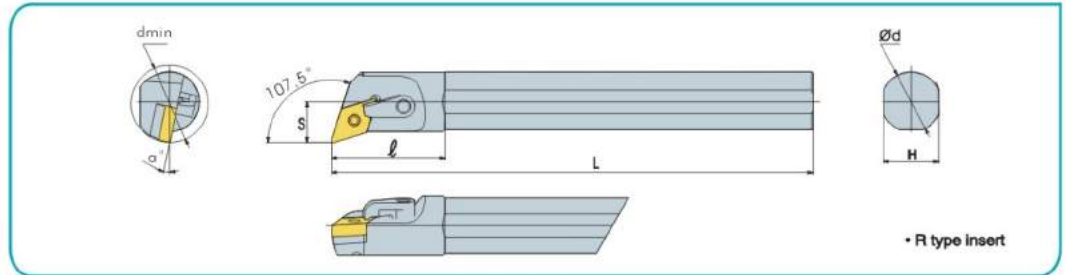
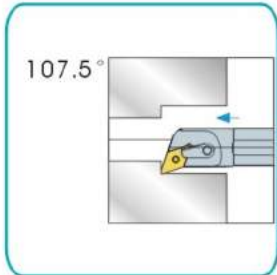


型号 Designation	库存 Stock		尺寸 Size							刀片 Inserts	刀垫 Shim	销钉 Pin	压板 Clamp	双头螺钉 Screw	扳手 Wrench
	R	L	dmin	Φd	s	L	l	H	α°						
S20Q-MCWNR/L12	●		Φ27	20	14	180	40	18	15°	CN□□1204□□	X	CTM613	HL1812	ML0622	L2.5,L3.0
S25R-MCWNR/L12			Φ31	25	17	200	45	23	12°				HI1814	ML0625	
S32S-MCWNR/L12			Φ39	32	22.5	250	50	30	17°				MC1204	CTM617	HL1814



MDQNR/L

A
内孔车刀系列
Boring bar holder

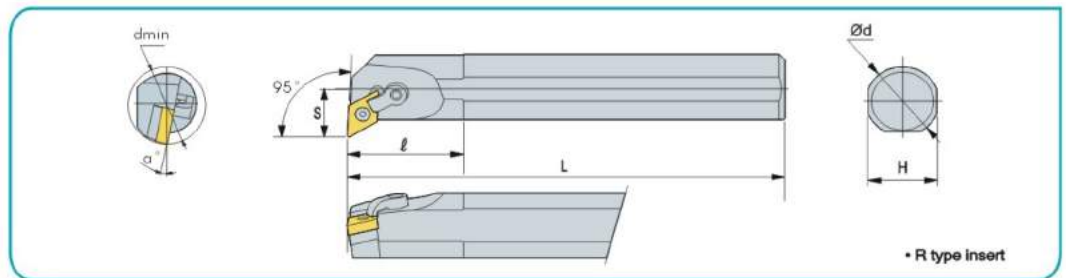
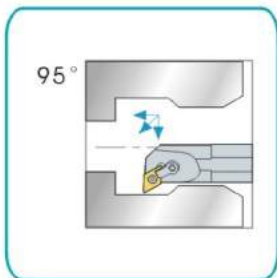


• R type insert

型号 Designation	库存 Stock		尺寸 Size							刀片 Inserts	刀垫 Shim	销钉 Pin	压板 Clamp	双头螺钉 Screw	扳手 Wrench
	R	L	dmin	Φd	s	L	l	H	a°						
S25R-MDQNR/L15	●	●	Φ 32	25	17	200	45	23	12°	DN□□1504□□	X	CTM613	HL2114	ML0625	L2.5,L3.0
S32S-MDQNR/L15	●	●	Φ 42	32	22.5	250	50	30	17°						
S40T-MDQNR/L15	●		Φ 50	40	27	300	60	38	15°		MD1504	CTM617			
S50U-MDQNR/L15			Φ 63	50	33	350	70	48	12°						



MDUNR/L

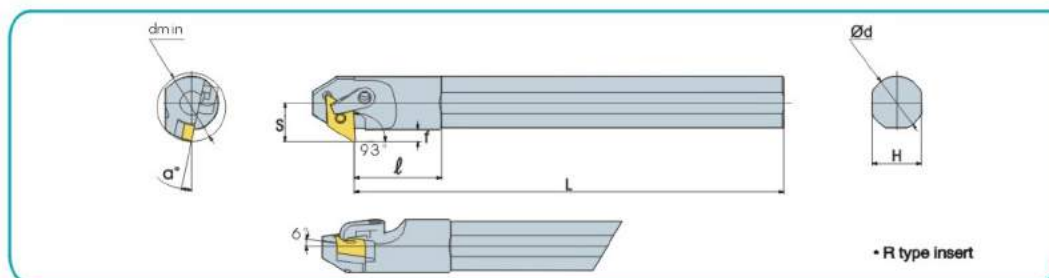
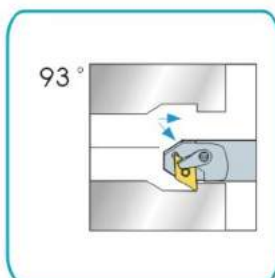


• R type insert

型号 Designation	库存 Stock		尺寸 Size							刀片 Inserts	刀垫 Shim	销钉 Pin	压板 Clamp	双头螺钉 Screw	扳手 Wrench	
	R	L	dmin	Φd	s	L	l	H	a°							
S25R-MDUNR/L11	●	●	Φ 30	25	17	180	45	23	12°	DN□□1504□□	X	CTM510	HL2114	ML0625	L2.5,L3.0	
S25R-MDUNR/L15	●	●	Φ 38	25	17	200	45	23	12°			X				CTM613
S32S-MDUNR/L15	●	●	Φ 47	32	22	250	50	30	17°							
S40T-MDUNR/L15	●		Φ 50	40	27	300	60	38	15°		MD1504	CTM617				
S50U-MDUNR/L15			Φ 60	50	32	350	70	48	12°							

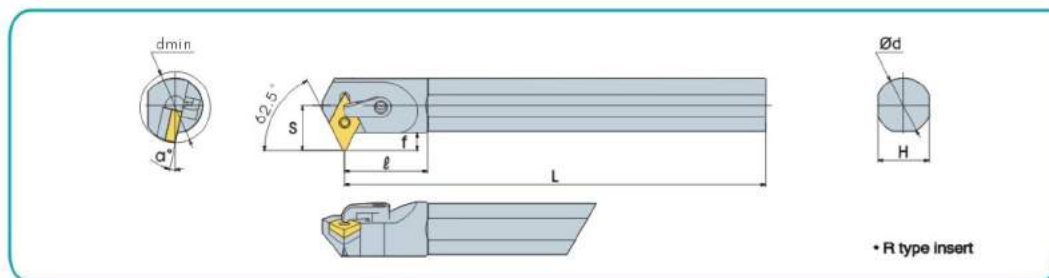
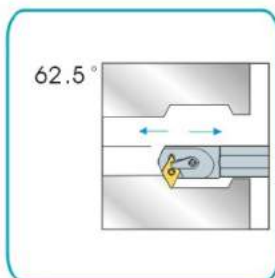


MDZNR/L



型号 Designation	库存 Stock		尺寸 Size								刀片 Inserts	刀垫 Shim	销钉 Pin	压板 Clamp	双头螺钉 Screw	扳手 Wrench
	R	L	d _{min}	Φd	S	L	l	H	f	α°						
S25R-MDZNR/L15	●	●	Φ30	25	18	200	45	23	5	13°	DN□□1504□□	X	CTM613	HL2112	ML0622	
S32S-MDZNR/L15	●		Φ38	32	22	250	50	30	5.5	17°						
S40T-MDZNR/L15	●		Φ47	40	27	300	55	38	6.5	13°		MD1504	CTM617	HL2114	ML0625	L2.5, L3.0
S50U-MDZNR/L15			Φ60	50	33	350	70	48	7.5	12°						

MDWNR/L



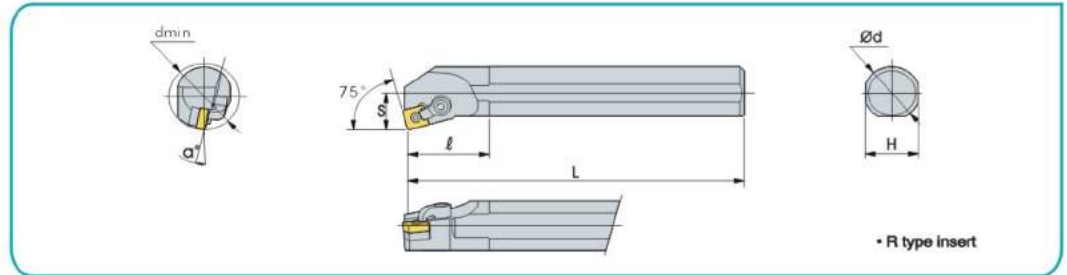
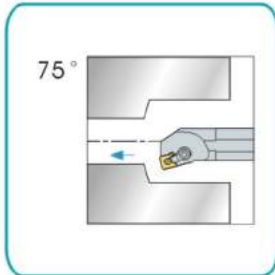
型号 Designation	库存 Stock		尺寸 Size								刀片 Inserts	刀垫 Shim	销钉 Pin	压板 Clamp	双头螺钉 Screw	扳手 Wrench
	R	L	d _{min}	Φd	S	L	l	H	f	α°						
S25R-MDWNR/L15	●	●	Φ34	25	22	200	45	23	9	13°	DN□□1504□□	X	CTM613			
S32S-MDWNR/L15	●		Φ41	32	25	250	50	30	8.5	17°				HL2114	ML0625	L2.5, L3.0
S40T-MDWNR/L15			Φ47	40	29	300	55	38	8.5	13°		MD1504	CTM617			
S50U-MDWNR/L15			Φ60	50	32	350	70	48	6.5	12°						

A 内孔车刀系列
Boring bar holder



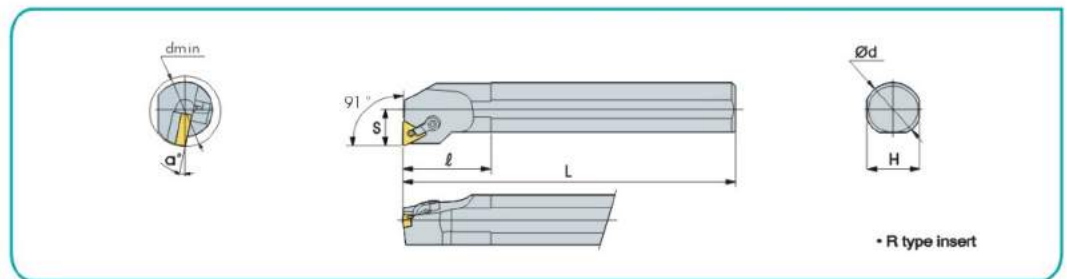
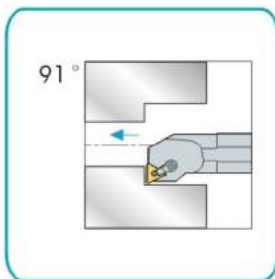
MSKNR/L

A
内孔车刀系列
Boring bar holder



型号 Designation	库存 Stock		尺寸 Size							刀片 Inserts	刀垫 Shim	销钉 Pin	压板 Clamp	双头螺钉 Screw	扳手 Wrench
	R	L	d _{min}	Φ _d	S	L	l	H	α°						
S20Q-MSKNR/L12	●		Φ25	20	13	180	45	18	15°	SN□□1204□□	X	CTM613	HL1812	ML0622	L2.5,L3.0
S25R-MSKNR/L12	●		Φ30	25	17	200	45	23	12°				HL1814	ML0625	
S32S-MSKNR/L12	●		Φ38	32	22	250	50	30	17°		MD1504	CTM617	HL1814	ML0625	L2.5,L3.0
S40T-MSKNR/L12			Φ47	40	27	300	55	38	15°						
S50U-MSKNR/L12			Φ60	50	34	350	70	48	12°						

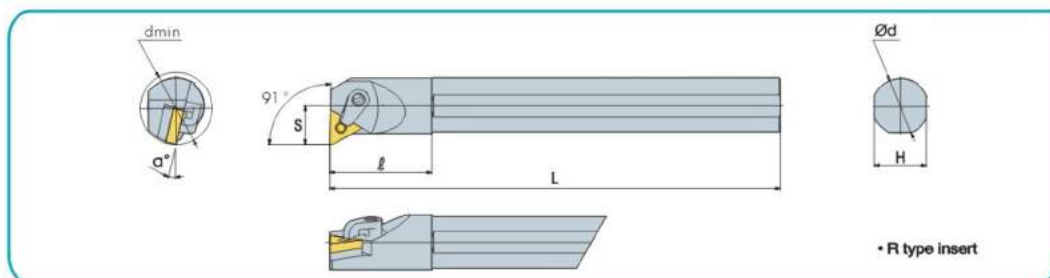
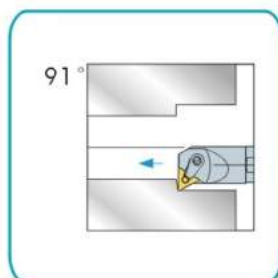
MTFNR/L



型号 Designation	库存 Stock		尺寸 Size							刀片 Inserts	刀垫 Shim	销钉 Pin	压板 Clamp	双头螺钉 Screw	扳手 Wrench
	R	L	d _{min}	Φ _d	S	L	l	H	α°						
S20Q-MTFNR/L16	●	●	Φ25	20	13	180	40	18	15°	TN□□1604□□	X	CTM510	HL1812	ML0622	L2.0,L3.0
S25R-MTFNR/L16	●	●	Φ30	25	17	200	45	23	12°				HL1814	ML0625	
S32S-MTFNR/L16	●	●	Φ38	32	22	250	54	30	17°		MT1603	CTM513	HL1814	ML0625	L2.0,L3.0
S40T-MTFNR/L16	●		Φ47	40	27	300	60	38	15°						
S50U-MTFNR/L16			Φ60	50	31	350	65	48	12°						
S40T-MTFNR/L22			Φ50	40	27	300	55	38	15°	TN□□2204□□	MT2204	CTM617	HL1917	ML0830	L2.5,L4.0
S50U-MTFNR/L22			Φ60	50	31	350	70	48	12°						

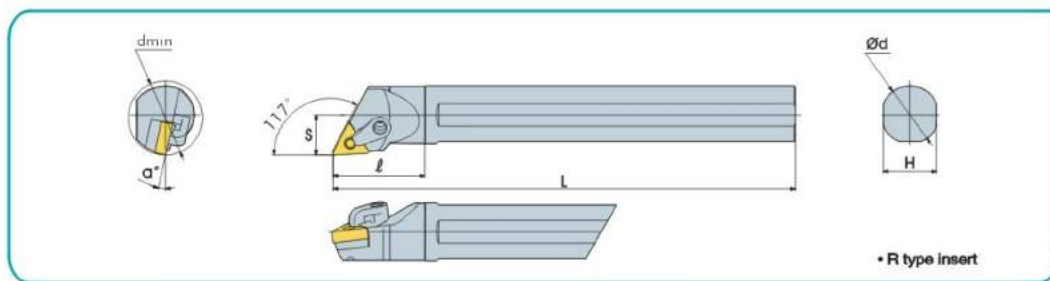
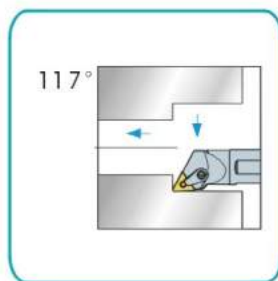


MTFNR/L-R



型号 Designation	库存 Stock		尺寸 Size							刀片 Inserts	刀垫 Shim	销钉 Pin	压板 Clamp	双头螺钉 Screw	扳手 Wrench
	R	L	d _{min}	Φ _d	S	L	l	H	α°						
S20Q-MTFNR/L16R	●		Φ25	20	13	180	40	18	15°	TN□□1604□□	X	CTM510	HL1812	ML0622	L2.0,L3.0
S25R-MTFNR/L16R	●		Φ30	25	17	200	45	23	12°						
S32S-MTFNR/L16R	●		Φ38	32	22	250	54	30	17°		MT1603	CTM513	HL1814	ML0625	
S40T-MTFNR/L16R			Φ47	40	27	300	60	38	15°						
S50U-MTFNR/L16R			Φ60	50	31	350	65	48	12°						

MTJNR/L

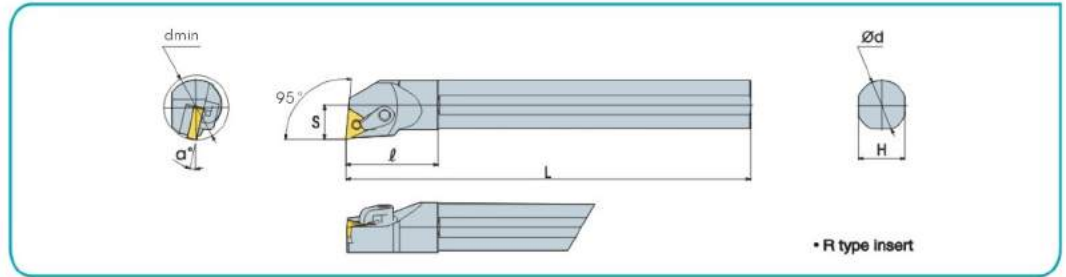
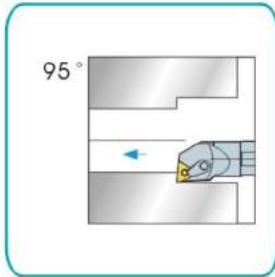


型号 Designation	库存 Stock		尺寸 Size							刀片 Inserts	刀垫 Shim	销钉 Pin	压板 Clamp	双头螺钉 Screw	扳手 Wrench
	R	L	d _{min}	Φ _d	S	L	l	H	α°						
S25R-MTJNR/L16	●	●	Φ30	25	17	200	45	23	12°	TN□□1604□□	X	CTM510	HL1814	ML0625	L2.0,L3.0
S32S-MTJNR/L16	●		Φ38	32	22	250	54	30	17°						



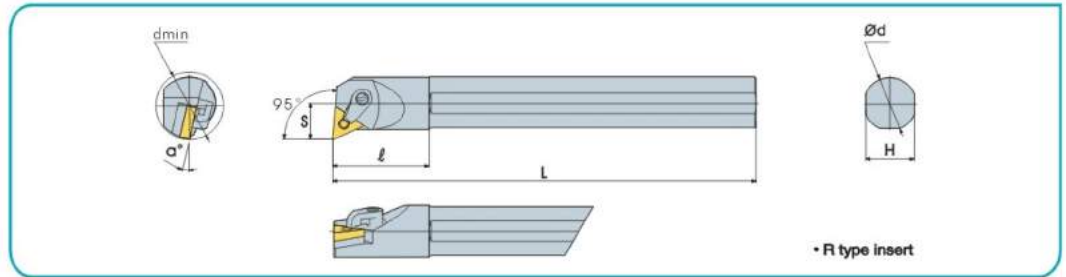
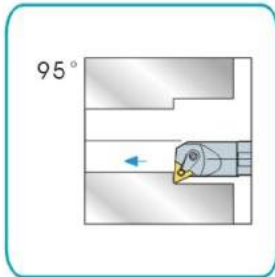
MTUNR/L

A
内孔车刀系列
Boring bar holder



型号 Designation	库存 Stock		尺寸 Size							刀片 Inserts	刀垫 Shim	销钉 Pin	压板 Clamp	双头螺钉 Screw	扳手 Wrench
	R	L	dmin	Φd	S	L	l	H	α°						
S20Q-MTUNR/L16	●	●	Φ25	20	13	180	42	18	15°	TN□□1604□□ MT1603	X	CTM510	HL1812	ML0622	L2.0, L3.0
S25R-MTUNR/L16	●	●	Φ30	25	17	200	45	23	12°				HL1814	ML0625	
S32S-MTUNR/L16	●	●	Φ38	32	22	250	54	30	17°		CTM513	HL1814	ML0625		
S40T-MTUNR/L16	●		Φ47	40	27	300	60	38	15°						
S50U-MTUNR/L16			Φ60	50	31	350	65	48	12°		CTM617	HL1917	ML0830		
S40T-MTUNR/L22			Φ47	40	27	300	55	38	15°					HL1917	
S50U-MTUNR/L22			Φ60	50	31	350	70	48	12°	MT2204	CTM617	HL1917	ML0830	L2.5, L4.0	

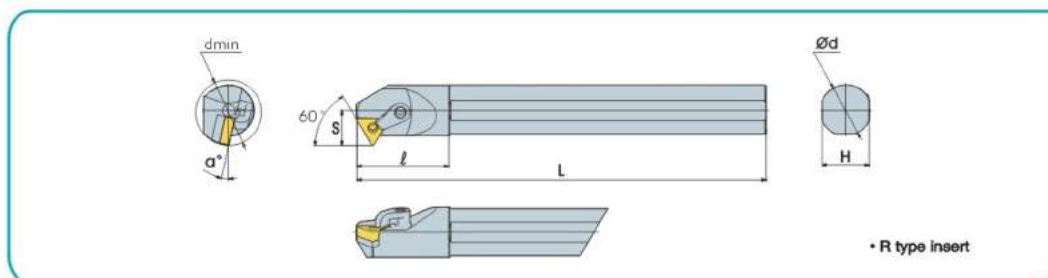
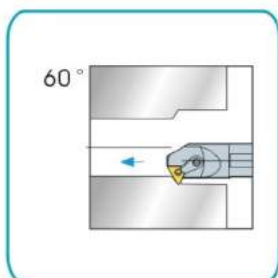
MTUNR/L-R



型号 Designation	库存 Stock		尺寸 Size							刀片 Inserts	刀垫 Shim	销钉 Pin	压板 Clamp	双头螺钉 Screw	扳手 Wrench
	R	L	dmin	Φd	S	L	l	H	α°						
S20Q-MTUNR/L16R	●	●	Φ25	20	13	180	40	18	15°	TN□□1604□□ MT1603	X	CTM510	HL1812	ML0622	L2.0, L3.0
S25R-MTUNR/L16R	●	●	Φ30	25	17	200	45	23	12°				HL1814	ML0625	
S32S-MTUNR/L16R	●		Φ38	32	22	250	54	30	17°		CTM513	HL1814	ML0625		
S40T-MTUNR/L16R			Φ47	40	27	300	60	38	15°						
S50U-MTUNR/L16R			Φ60	50	31	350	65	48	12°		CTM617	HL1814	ML0625		
									HL1814					ML0625	

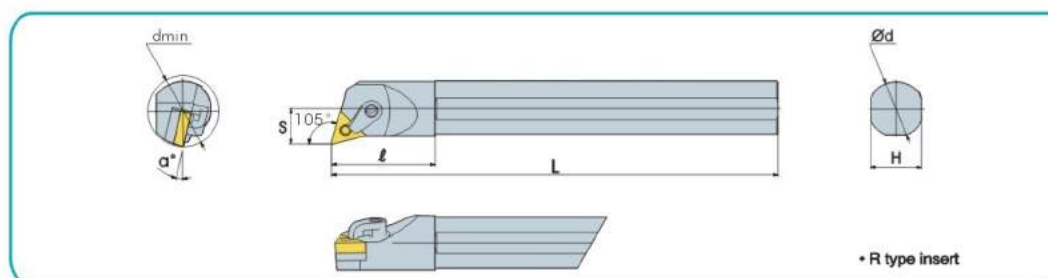
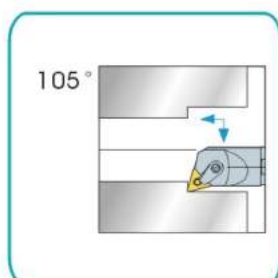


MTWNR/L



型号 Designation	库存 Stock		尺寸 Size							刀片 Inserts	刀垫 Shim	销钉 Pin	压板 Clamp	双头螺钉 Screw	扳手 Wrench
	R	L	d _{min}	Φd	s	L	l	H	α°						
S20Q-MTWNR/L16	●		Φ25	20	14	180	40	18	15°	TN□□1604□□ MT1603	X	CTM510	HL1812	ML0622	L2.0,L3.0
S25R-MTWNR/L16	●		Φ30	25	17	200	45	23	12°						
S32S-MTWNR/L16	●		Φ38	32	22	250	54	30	17°						
S40T-MTWNR/L16			Φ47	40	27	300	60	38	15°		CTM513	HL1814	ML0625		
S50U-MTWNR/L16			Φ60	50	31	350	65	48	12°						

MTQNR/L



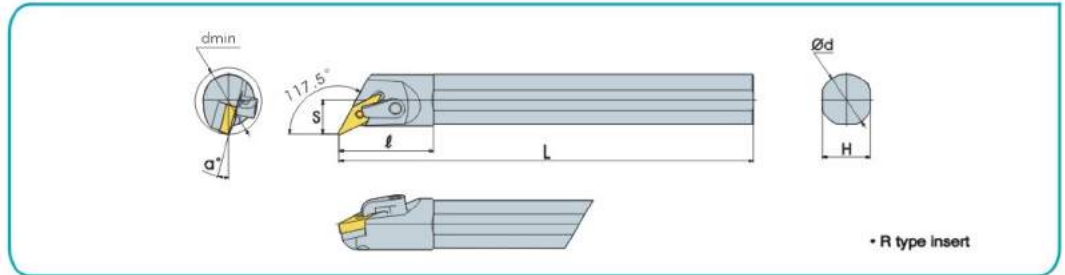
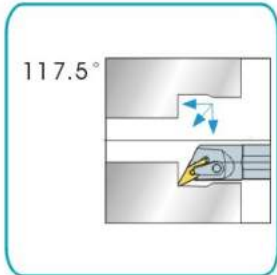
型号 Designation	库存 Stock		尺寸 Size							刀片 Inserts	刀垫 Shim	销钉 Pin	压板 Clamp	双头螺钉 Screw	扳手 Wrench
	R	L	d _{min}	Φd	s	L	l	H	α°						
S20Q-MTQNR/L16	●	●	Φ25	20	13	180	42	18	15°	TN□□1604□□ MT1603	X	CTM510	HL1812	ML0622	L2.0,L3.0
S25R-MTQNR/L16	●	●	Φ30	25	17	200	45	23	12°						
S32S-MTQNR/L16	●	●	Φ38	32	22	250	54	30	17°						
S40T-MTQNR/L16	●		Φ47	40	27	300	60	38	15°		CTM513	HL1814	ML0625		
S50U-MTQNR/L16			Φ60	50	31	350	65	48	12°						

A 内孔车刀系列
Boring bar holder



MVQNR/L

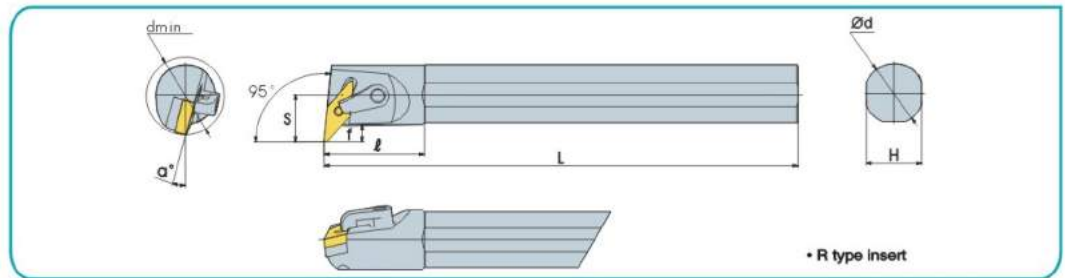
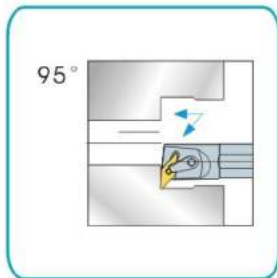
A
内孔车刀系列
Boring bar holder



型号 Designation	库存 Stock		尺寸 Size							刀片 Inserts	刀垫 Shim	销钉 Pin	压板 Clamp	双头螺钉 Screw	扳手 Wrench
	R	L	dmin	Φd	s	L	ℓ	H	α°						
S25R-MVQNR/L16	●	●	Φ30	25	17	200	45	23	12°	VN□□1604□□MV1603	X	CTM510	HL2114	ML0625	L2.0,L3.0
S32S-MVQNR/L16	●	●	Φ38	32	23	250	50	30	17°		CTM513				
S40T-MVQNR/L16			Φ47	40	27	300	55	38	15°						
S50U-MVQNR/L16			Φ60	50	31	350	70	48	12°						



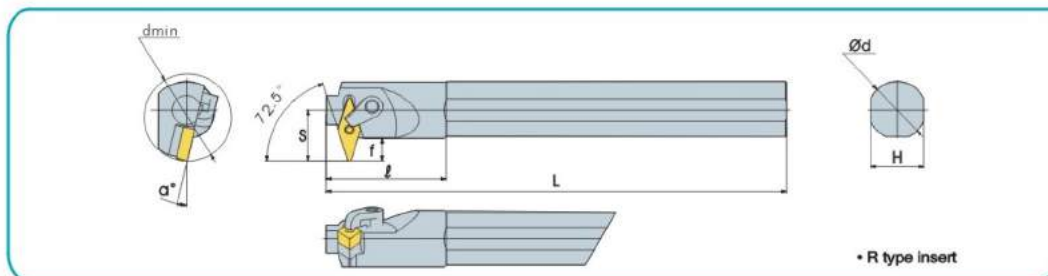
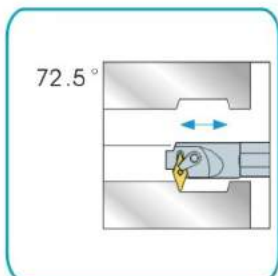
MVUNR/L



型号 Designation	库存 Stock		尺寸 Size							刀片 Inserts	刀垫 Shim	销钉 Pin	压板 Clamp	双头螺钉 Screw	扳手 Wrench	
	R	L	dmin	Φd	S	L	ℓ	H	f							α°
S25R-MVUNR/L16	●	●	Φ32	25	20	200	45	23	7	12°	VN□□1604□□MV1603	X	CTM510	HL2114	ML0625	L2.0,L3.0
S32S-MVUNR/L16	●	●	Φ38	32	22	250	50	30	5.5	17°		CTM513				
S40T-MVUNR/L16	●		Φ47	40	27	300	55	38	6.5	15°						
S50U-MVUNR/L16			Φ60	50	31	350	70	48	5.5	12°						

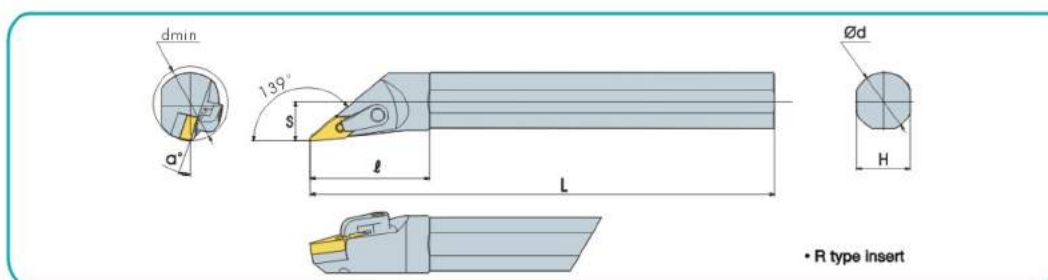
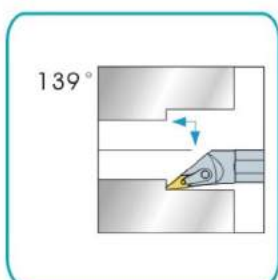


MVWNR/L



型号 Designation	库存 Stock		尺寸 Size							刀片 Inserts	刀垫 Shim	销钉 Pin	压板 Clamp	双头螺钉 Screw	扳手 Wrench	
	R	L	d _{min}	φ _d	S	L	l	H	f							α°
S25R-MVWNR/L16	●	●	35	25	23	200	45	23	10	13°	VN□□1604□□	X	CTM510	HL1814	ML0622	L2.0,L3.0
S32S-MVWNR/L16	●	●	42	32	26	300	50	30	9.5	13°		MV1603	CTM513		ML0625	

MVXNR/L

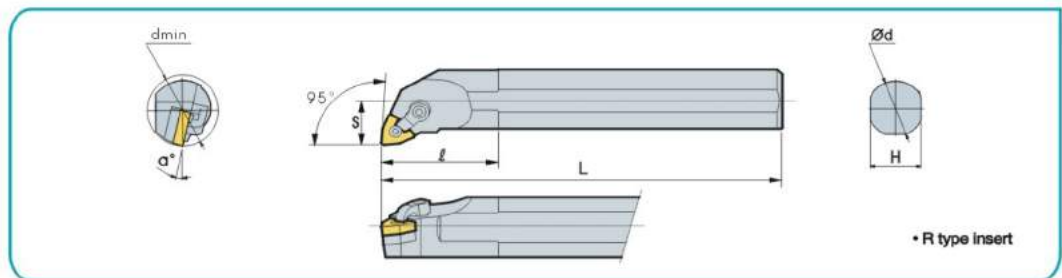
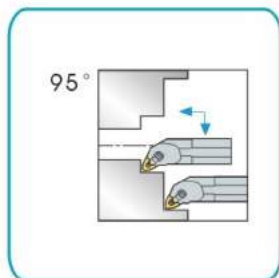


型号 Designation	库存 Stock		尺寸 Size							刀片 Inserts	刀垫 Shim	销钉 Pin	压板 Clamp	双头螺钉 Screw	扳手 Wrench
	R	L	d _{min}	φ _d	S	L	l	H	α°						
S20Q-MVXNR/L16	●	●	Φ24	20	14	180	45	18	15°	VN□□1604□□	X	CTM510	HL2412	ML0622	L2.0,L3.0
S25R-MVXNR/L16	●	●	Φ30	25	17	200	50	23	12°						
S32S-MVXNR/L16	●	●	Φ38	32	22	250	55	30	17°		MV1603	CTM513	HL2414	ML0625	L2.0,L3.0
S40T-MVXNR/L16	●		Φ47	40	27	300	60	38	15°						
S50U-MVXNR/L16			Φ60	50	31	350	65	48	12°						



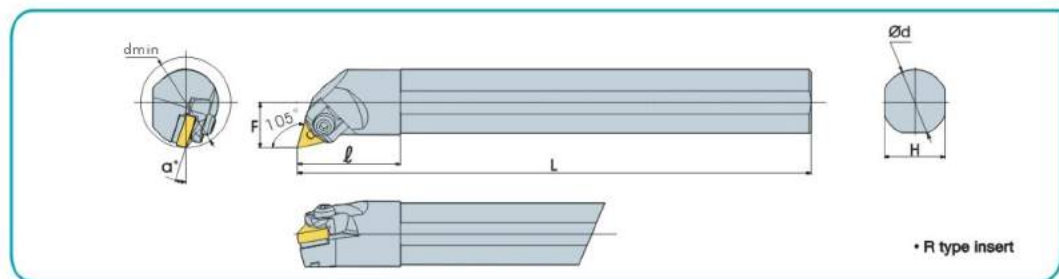
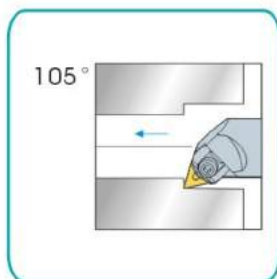
MWLNRL/L

A
内孔车刀系列
Boring bar holder



型号 Designation	库存 Stock		尺寸 Size						刀片 Inserts	刀垫 Shim	销钉 Pin	压板 Clamp	双头螺钉 Screw	扳手 Wrench	
	R	L	d _{min}	Φd	S	L	l	H							α°
S16Q-MWLNRL/L06	●	●	Φ19	16	11	180	28	15	18°	WN□□0604□□	X	CTM510	HL1511	ML0519	L2.0,L2.5
S20Q-MWLNRL/L06	●	●	Φ23	20	13	180	42	18	15°				HL1814	ML0625	L2.0,3.0
S25R-MWLNRL/L06	●	●	Φ30	25	17	200	45	23	12°	WN□□0804□□	X	CTM613	HL1812	ML0622	L2.5,3.0
S20Q-MWLNRL/L08	●	●	Φ23	20	13	180	40	18	15°				HL1814	ML0625	
S25R-MWLNRL/L08	●	●	Φ30	25	17	200	45	23	12°	MW0804	CTM617	HL1814	ML0625	L2.5,3.0	
S32S-MWLNRL/L08	●	●	Φ38	32	22	250	50	30	17°						
S40T-MWLNRL/L08	●	●	Φ47	40	27	300	55	38	15°						
S50U-MWLNRL/L08	●		Φ60	50	31	350	70	48	12°						

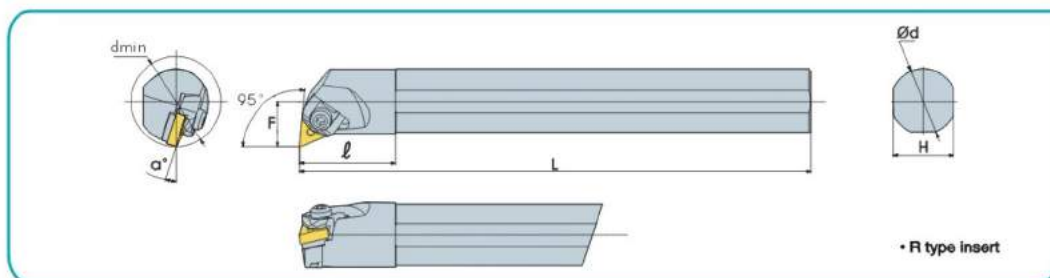
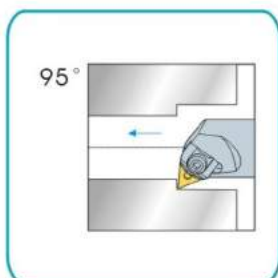
WTQNR



型号 Designation	库存 Stock		尺寸 Size					刀片 Inserts	压板 Clamp	螺钉 Screw	塞环 Stopper ring	刀垫 Shim	销钉 Pin	扳手 Wrench	
	R	L	d _{min}	Φd	L	l	F								α°
S25R-WTQNR/L16			Φ32	25	200	47	17	13°	TN□□1604□□	WT16	WTCW	KH540	MT16-S	CTM5-S	L2.5,L4
S25S-WTQNR/L16			Φ40	32	250	47	22	17°							
S32S-WTQNR/L22			Φ40	32	250	47	22	17°	TN□□2204□□	WT22	WTCW	KH540	MT2204	CTM6-S	L3,L4
S40T-WTQNR/L22			Φ50	40	300	60	27	15°							

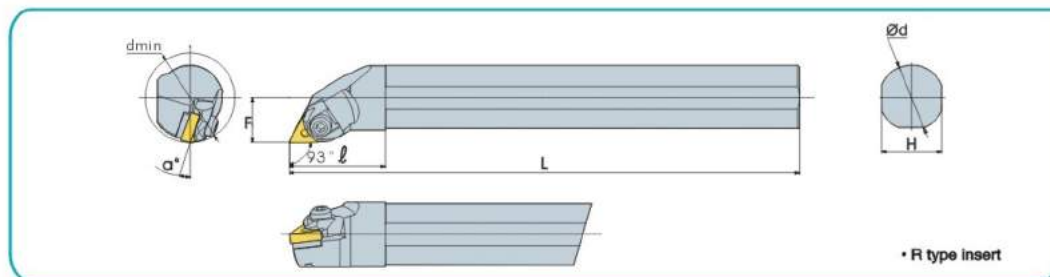
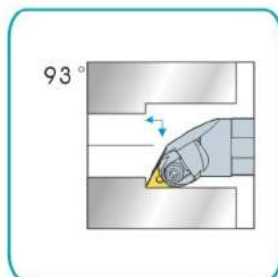


WTUNR




型号 Designation	库存 Stock		尺寸 Size						刀片 Inserts	压板 Clamp	螺钉 Screw	塞环 Slopper ring	刀垫 Shim	销钉 Pin	扳手 Wrench
	R	L	dmin	Φd	L	l	F	α°							
S25R-WTUNR/L16			Φ32	25	200	47	17	13°	TN□□1604□□	WT16	WTCW	KH540	MT16-S	CTM5-S	L2.5,L4
S32S-WTUNR/L16			Φ40	32	250	47	22	17°							

WTJNR



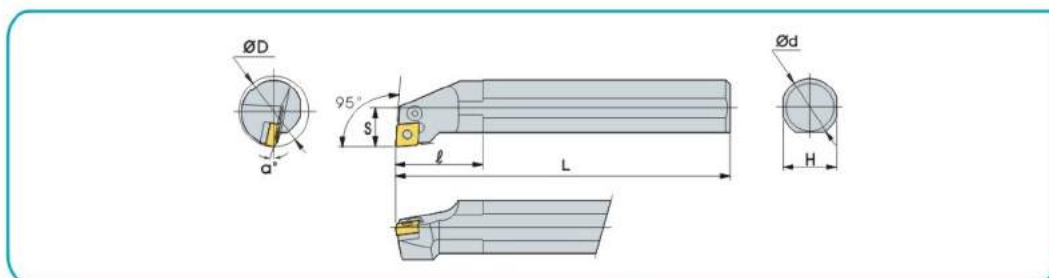
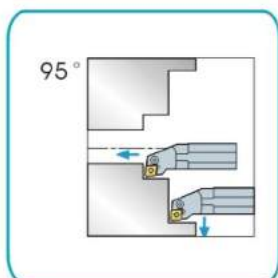
型号 Designation	库存 Stock		尺寸 Size						刀片 Inserts	压板 Clamp	螺钉 Screw	塞环 Slopper ring	刀垫 Shim	销钉 Pin	扳手 Wrench
	R	L	dmin	Φd	L	l	F	α°							
S25R-WTJNR/L16			Φ32	25	200	47	17	13°	TN□□1604□□	WT16	WTCW	KH540	MT16-S	CTM5-S	L2.5,L4
S32S-WTJNR/L16			Φ40	32	250	47	22	17°							
S32S-WTJNR/L22			Φ40	32	250	47	22	17°	TN□□2204□□	WT22	WTCW	KH540	MT2204	CTM6-S	L3,L4
S40T-WTJNR/L22			Φ50	40	300	60	27	15°							

A 内孔车刀系列 **P**
Boring bar holder



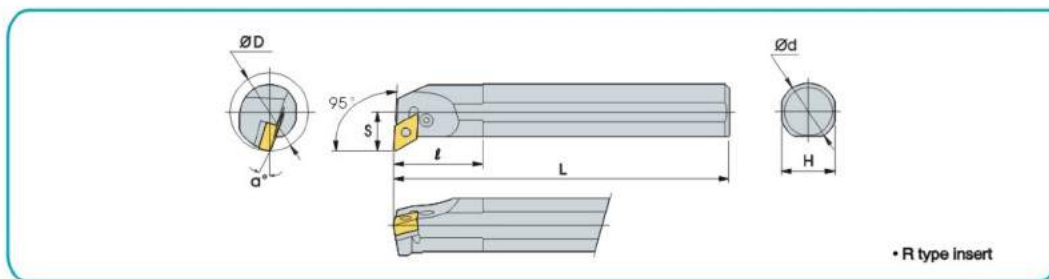
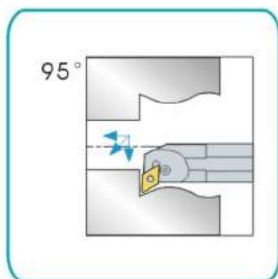


>>> PCLNR/L



型号 Designation	库存 Stock		尺寸 Size							刀片 Inserts	杠杆 Lever	螺钉 Screw	刀垫 Shim	刀垫销钉 ShimPin	扳手 Wrench
	R	L	ϕD	ϕd	H	L	S	ℓ	α°						
S16Q-PCLNR/L-09			20	16	15	180	11	28	12°	CN□□0903□□	LV3C	VHX0509B	X	X	L2.0
S20Q-PCLNR/L-09			25	20	18	180	13	32	11°						
S25R-PCLNR/L-09			32	25	23	200	17	36	10°	CN□□1204□□	LV4A	VHX0613A			L2.5
S25R-PCLNR/L-12			32	25	23	200	17	40	12°						
S32S-PCLNR/L-12			40	32	30	250	22	50	11°	CN□□1204□□	LV4	VHX0821	SC42	SP4	L3.0
S40T-PCLNR/L-12			50	40	37	300	27	55	10°						
S50U-PCLNR/L-12			63	50	47	350	35	55	10°						
S50U-PCLNR/L-19			70	50	47	350	35	63	10°	CN□□1906□□	LV6	VHX1207	SC63	SP6	L4.0

>>> PDUNR/L

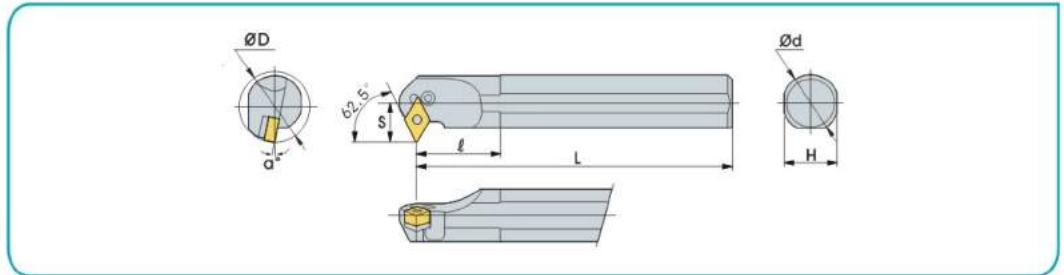
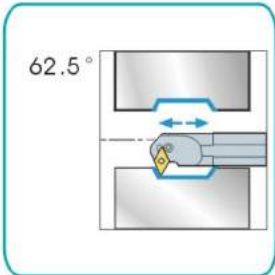


型号 Designation	库存 Stock		尺寸 Size							刀片 Inserts	杠杆 Lever	螺钉 Screw	刀垫 Shim	刀垫销钉 ShimPin	扳手 Wrench
	R	L	ϕD	ϕd	H	L	S	ℓ	α°						
S20Q-PDUNR/L-11			25	20	18	180	13	30	16°	DN□□1104□□	LV3D	VHX0512B	X	X	L2.0
S25R-PDUNR/L-11			32	25	23	200	17	35	13°						
S32S-PDUNR/L-11			40	32	30	250	22	40	16°	DN□□1506□□	LV3	VHX0617	SD317	SP3	L2.5
S32S-PDUNR/L-1506			40	32	30	250	22	50	16°						
S40T-PDUNR/L-1506			50	40	37	300	27	50	11°	DN□□1506□□	LV4B	VHX0821	SD42	SP4	L3.0
S50U-PDUNR/L-1506			63	50	47	350	35	63	11°						



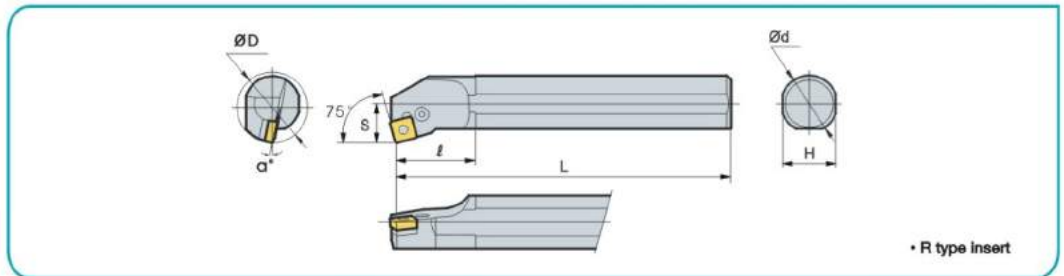
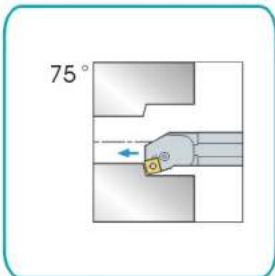
PDWNR/L

A
内孔车刀系列
Boring bar holder



型号 Designation	库存 Stock		尺寸 Size						刀片 Inserts	杠杆 Lever	螺钉 Screw	刀垫 Shim	刀垫销钉 ShimPin	扳手 Wrench	
	R	L	ΦD	Φd	H	L	S	ℓ							α°
S32S-PDWNR/L-1506			40	32	30	250	22	45	11°	DN□□1506□□	LV4B	VHX0821	SD42	SP4	L3.0
S40T-PDWNR/L-1506			50	40	37	300	27	45	11°						
S32S-PDWNR/L-1504			40	32	30	250	22	45	11°	DN□□1504□□	LV4	VHX0821	SD42	SP4	
S40T-PDWNR/L-1504			50	40	37	300	27	45	11°						

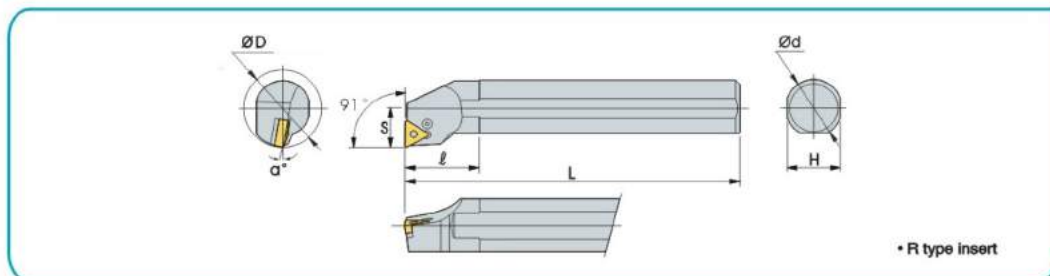
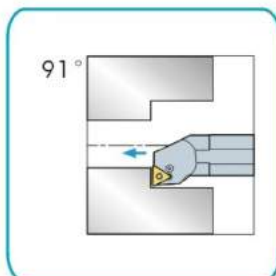
PSKNR/L



型号 Designation	库存 Stock		尺寸 Size						刀片 Inserts	杠杆 Lever	螺钉 Screw	刀垫 Shim	刀垫销钉 ShimPin	扳手 Wrench	
	R	L	ΦD	Φd	H	L	S	ℓ							α°
S25R-PSKNR/L-12			32	25	23	200	17	42	12°	SN□□1204□□	LV4A	VHX0613A	X	X	L2.5
S32S-PSKNR/L-12			40	32	30	250	22	45	12°		LV4	VHX0812	SS42	SP4	L3.0
S40T-PSKNR/L-12			50	40	37	300	27	50	12°						

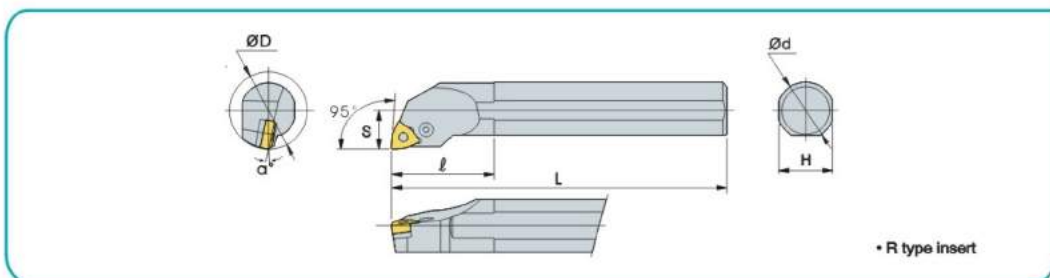
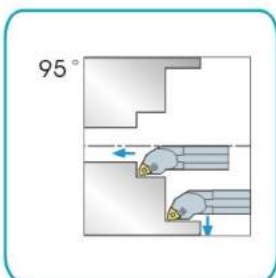


PTFNR/L



型号 Designation	库存 Stock		尺寸 Size							刀片 Inserts	杠杆 Lever	螺钉 Screw	刀垫 Shim	刀垫销钉 Shim Pin	扳手 Wrench
	R	L	ϕD	ϕd	H	L	S	ℓ	α°						
S25R-PTFNR/L-16			32	25	23	200	17	42	12°	TN□□1604□□	LV3B	VHX0512B	X	X	L2.0
S32S-PTFNR/L-16			44	32	30	250	22	50	10°		LV3	VHX0617	ST317	SP3	L2.5
S40T-PTFNR/L-16			54	40	37	300	27	55	10°						

PWLNR/L



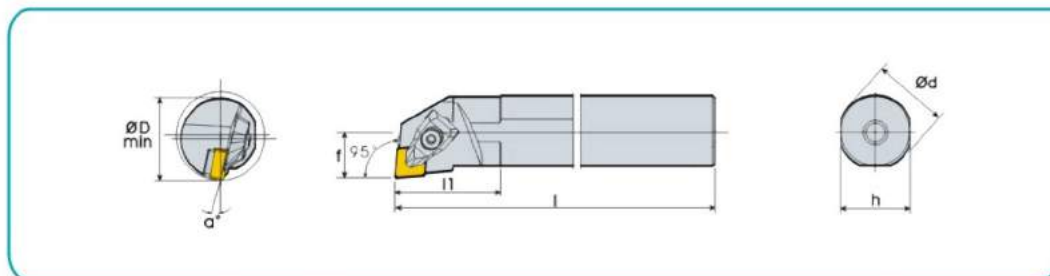
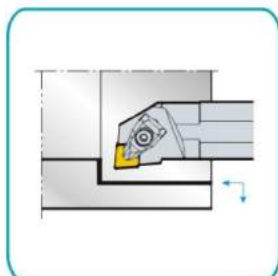
型号 Designation	库存 Stock		尺寸 Size							刀片 Inserts	杠杆 Lever	螺钉 Screw	刀垫 Shim	刀垫销钉 Shim Pin	扳手 Wrench
	R	L	ϕD	ϕd	H	L	S	ℓ	α°						
S20Q-PWLNR/L-06			25	20	18	180	13	40	12°	WN□□0604□□	LV3B	VHX0512B	X	X	L2.0
S25R-PWLNR/L-06			32	25	23	200	17	40	12°		LV3	VHX0613B	SW317	SP3	L2.5
S32S-PWLNR/L-06			44	32	30	250	22	45	10°						
S25R-PWLNR/L-08			32	25	23	200	17	45	12°	WN□□0804□□	LV4A	VHX0613A	X	X	L2.5
S32S-PWLNR/L-08			44	32	30	250	22	50	10°		LV4	VHX0812	SW42	SP4	L3.0

A 内孔车刀系列 **A**
Boring bar holder



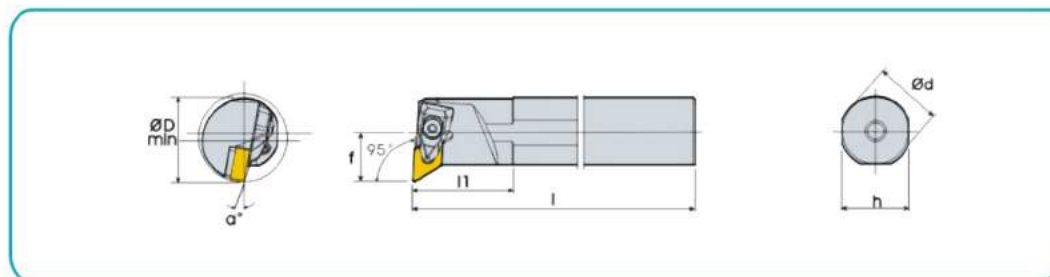
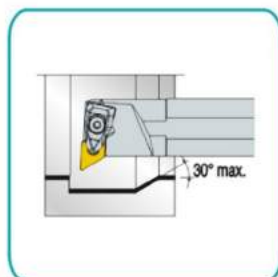


ACLNR/L



型号 Designation	库存 Stock		尺寸 Size						刀片 Inserts	压板 Clamp	压板螺钉 Clamp Screw	刀垫 Shim	螺钉 Screw	弹簧 Spring	扳手 Wrench	
	R	L	ϕd	h	l	l_1	f	min								a°
S25R-ACLNR/L12			25	23	200	45	17	30	13°	CN□□1204□□	DLM4	DLS4	TC1203	M5X12T	DSP4	L3.0,T20
S32S-ACLNR/L12			32	30	250	45	22	38	13°							
S40T-ACLNR/L12			40	37	300	45	27	47	13°							
S50U-ACLNR/L12			50	47	350	45	35	60	12°							

ADUNR/L

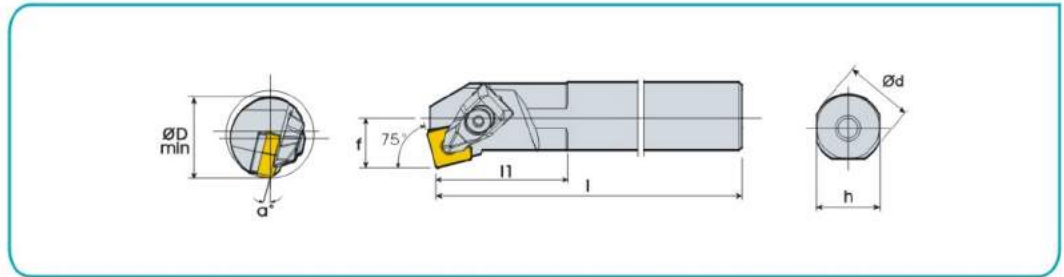
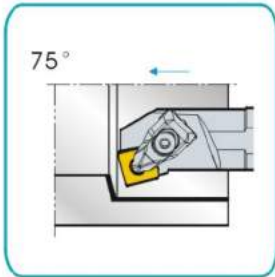


型号 Designation	库存 Stock		尺寸 Size						刀片 Inserts	压板 Clamp	压板螺钉 Clamp Screw	刀垫 Shim	螺钉 Screw	弹簧 Spring	扳手 Wrench	
	R	L	ϕd	h	l	l_1	f	min								a°
S32S-ADUNR/L1506			32	30	250	45	22	38	13°	DN□□1506□□	DLM4	DLS4	TD1503	M5X12T	DSP4	L3.0,T20
S40T-ADUNR/L1506			40	37	300	45	27	47	13°							
S50U-ADUNR/L1506			50	47	350	45	35	60	12°							



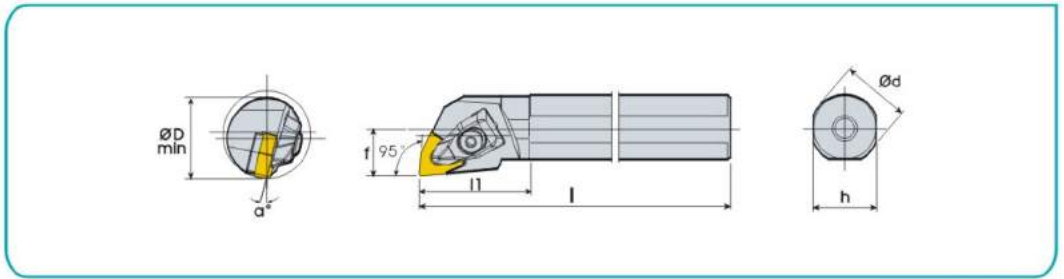
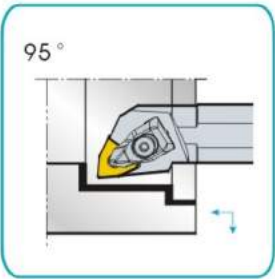
ASKNR/L

A
内孔车刀系列
Boring bar holder



型号 Designation	库存 Stock		尺寸 Size						刀片 Inserts	压板 Clamp	压板螺钉 Clamp Screw	刀垫 Shim	螺钉 Screw	弹簧 Spring	扳手 Wrench	
	R	L	ϕd	h	l	ll	f	min								a°
S25R-ASKNR/L12			25	23	200	45	17	30	13°	SN□□1204□□	DLM4	DLS4	TS1203	M5X12T	DSP4	L3.0,T20
S32S-ASKNR/L12			32	30	250	45	22	38	13°							

AWLNR/L



型号 Designation	库存 Stock		尺寸 Size						刀片 Inserts	压板 Clamp	压板螺钉 Clamp Screw	刀垫 Shim	螺钉 Screw	弹簧 Spring	扳手 Wrench	
	R	L	ϕd	h	l	ll	f	min								a°
S20Q-AWLNR/L06			20	18	180	35	13	25	15°	WN□□0604□□	DLM3	DLS3	MW0603	A-M4	DSP3	L2.5
S25R-AWLNR/L06			25	23	200	40	17	30	13°							
S32S-AWLNR/L06			32	30	250	45	22	38	13°							
S20Q-AWLNR/L08			20	23	180	40	17	30	15°	WN□□0804□□	DLM4	DLS4	TW0803	M5-12T	DSP4	L3.0,T20
S25S-AWLNR/L08			25	30	200	45	22	38	13°							
S32T-AWLNR/L08			32	37	250	45	27	47	13°							

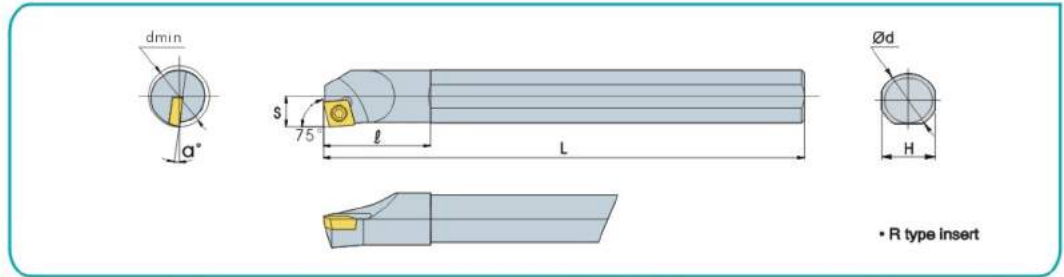
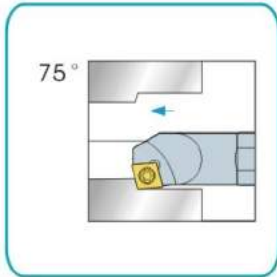
A 内孔车刀系列 S
Boring bar holder





>>> SCKCR/L

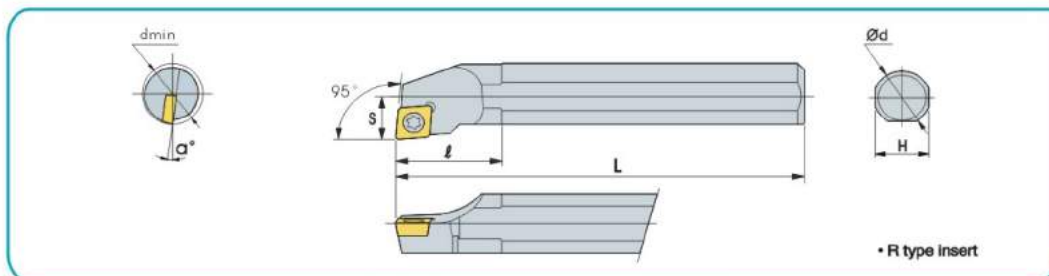
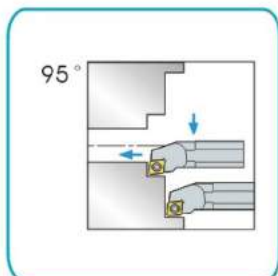
A
内孔车刀系列
Boring bar holder



型号 Designation	库存 Stock		尺寸 Size							刀片 Inserts	螺钉 Screw	扳手 Wrench
	R	L	d _{min}	Φ d	S	L	ℓ	H	α°			
S08K-SCKCR/L06	●		Φ 10	8	5.5	125	21	7	13°	CC□□0602□□	M2.5X5	T-8
S10K-SCKCR/L06	●		Φ 11	10	6	125	25	9	12°		M2.5X6	
S12M-SCKCR/L06	●		Φ 13	12	7	150	25	11	10°	CC□□09T3□□	M3.5X9	T-15
S12M-SCKCR/L09	●		Φ 14	12	8	150	30	11	12°			
S16Q-SCKCR/L09	●		Φ 17	16	9.5	180	36	15	10°	CC□□1204□□	M5X12	T-20
S20Q-SCKCR/L09	●		Φ 21	20	11.5	180	38	18	8°			
S25R-SCKCR/L12			Φ 27	26	15	200	42	23	6°			



>>> SCLCR/L



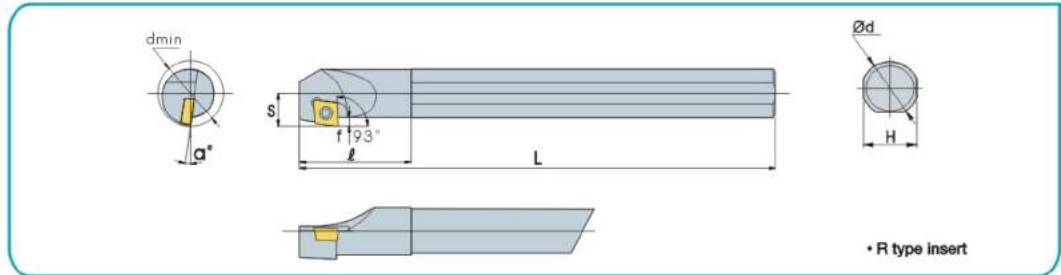
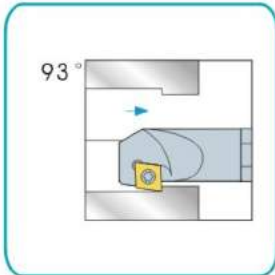
A
内孔车刀系列
Boring bar holder

型号 Designation	库存 Stock		尺寸 Size							刀片 Inserts	螺钉 Screw	扳手 Wrench
	R	L	dmin	Φd	S	L	ℓ	H	α°			
S07K-SCLCR/L06	●	●	Φ8	8	5	125	18	7	15°	CC□□0602□□	M2.5X5	T-8
S08K-SCLCR/L06	●	●	Φ9	8	5.5	125	18	7	13°			
S08K-SCLCR/L06-A16	●	●	Φ9	16	5	125	24	15	13°			
S10K-SCLCR/L06	●	●	Φ11	10	7	125	22	9	12°			
S10K-SCLCR/L06-A16	●	●	Φ11	16	6	125	30	15	12°			
S12M-SCLCR/L06	●	●	Φ13	12	8	150	25	11	10°		M2.5X6	
S12M-SCLCR/L09	●	●	Φ16	14	5.5	150	27	13	10°	CC□□09T3□□	M3.5X9	T-15
S14M-SCLCR/L09	●	●	Φ15	12	8	150	27	11	12°			
S16Q-SCLCR/L09	●	●	Φ17	16	11	180	34	15	10°			
S20Q-SCLCR/L09	●	●	Φ21	20	13	180	38	18	8°			
S25R-SCLCR/L09	●	●	Φ26	25	17	200	45	23	6°			
S32S-SCLCR/L09	●	●	Φ33	32	22	250	45	30	4°			
S20Q-SCLCR/L12	●	●	Φ21	20	13	180	42	18	8°	CC□□1204□□	M5X12	T-20
S25R-SCLCR/L12	●	●	Φ26	25	17	200	45	23	8°			
S32S-SCLCR/L12	●	●	Φ33	32	22	250	45	30	6°			
S40T-SCLCR/L12	●	●	Φ41	40	27	300	48	38	4°			



SCZCR/L

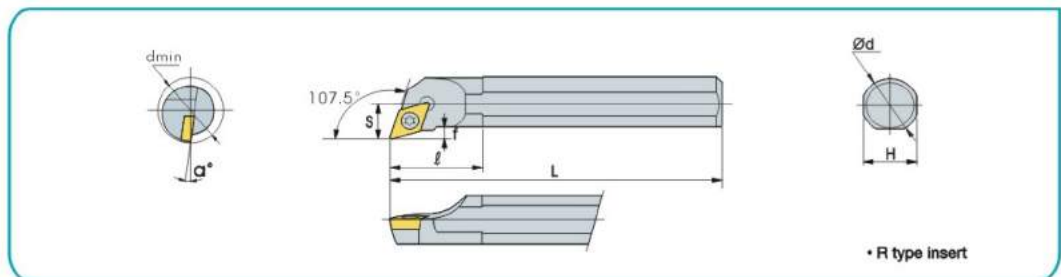
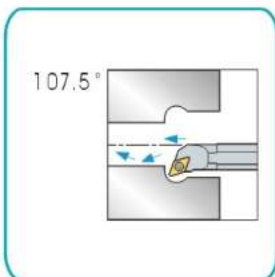
A
内孔车刀系列
Boring bar holder



• R type insert

型号 Designation	库存 Stock		尺寸 Size								刀片 Inserts	螺钉 Screw	扳手 Wrench
	R	L	dmin	Φd	S	L	ℓ	H	f	α°			
S08K-SCZCR/L06	●		Φ10	8	6.5	125	25	7	2.2	13°	CC□□0602□□	M2.5X5	T-8
S10K-SCZCR/L06	●	●	Φ12	10	7.5	125	27	9	2.2	12°			
S12M-SCZCR/L06	●	●	Φ14	12	8.5	150	32	11	2.2	10°			
S16Q-SCZCR/L06	●	●	Φ18	16	10.5	180	30	15	2.2	8°			
S16Q-SCZCR/L09			Φ21	16	13	180	35	15	4.5	10°	CC□□09T3□□	M3.5 X9	T-15
S20Q-SCZCR/L09			Φ25	20	15	180	40	18	4.5	8°			
S25R-SCZCR/L09			Φ32	26	18	200	42	23	5	6°			

SDQCR/L

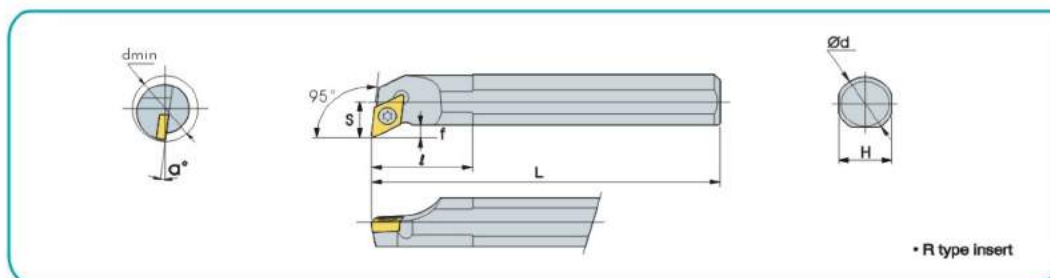
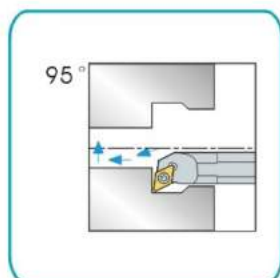


• R type insert

型号 Designation	库存 Stock		尺寸 Size								刀片 Inserts	螺钉 Screw	扳手 Wrench
	R	L	dmin	Φd	S	L	ℓ	H	f	α°			
S08K-SDQCR/L07	●	●	Φ10	7	6	125	18	7	1.7	12°	DC□□0702□□	M2.5X5	T-8
S10K-SDQCR/L07	●	●	Φ11	10	7	125	24	9	1.7	10°			
S12M-SDQCR/L07	●	●	Φ15	12	9	150	30	11	2.7	8°			
S16Q-SDQCR/L07	●	●	Φ17	16	11	180	30	15	2.7	6°			
S20Q-SDQCR/L11	●	●	Φ23	20	13	180	42	18	2.7	5°	DC□□11T3□□	M3.5 X9	T-15
S25R-SDQCR/L11	●	●	Φ29	25	17	200	42.5	23	4	4°			
S32S-SDQCR/L11	●	●	Φ40	32	22	250	45	30	5.5	4°			

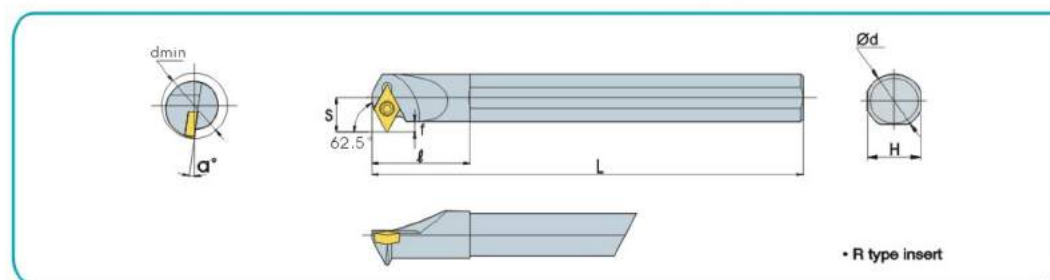
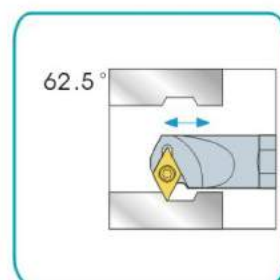


SDUCR/L



型号 Designation	库存 Stock		尺寸 Size							刀片 Inserts	螺钉 Screw	扳手 Wrench	
	R	L	dmin	Φd	S	L	ℓ	H	f				α°
S10K-SDUCR/L07	●	●	Φ15	10	8	125	25	9	2.7	10°	DC□□0702□□	M2.5X5	T-8
S12M-SDUCR/L07	●	●	Φ17	12	9	150	25	11	2.7	8°		M2.5X6	
S16Q-SDUCR/L07	●	●	Φ22	16	11	180	30	15	2.7	6°			
S16Q-SDUCR/L11	●	●	Φ19	16	11	180	34	15	2.7	8°	DC□□11T3□□	M3.5X9	T-15
S20Q-SDUCR/L11	●	●	Φ23	20	13	180	40	18	2.7	6°			
S25R-SDUCR/L11	●	●	Φ29	25	17	200	42	23	4	5°			
S32S-SDUCR/L11	●	●	Φ38	32	22	250	45	30	5.5	4°			
S40T-SDUCR/L11	●		Φ45	40	25	300	50	38	4.5	4°			
S50U-SDUCR/L11			Φ60	50	31	350	55	48	5.5	0°			

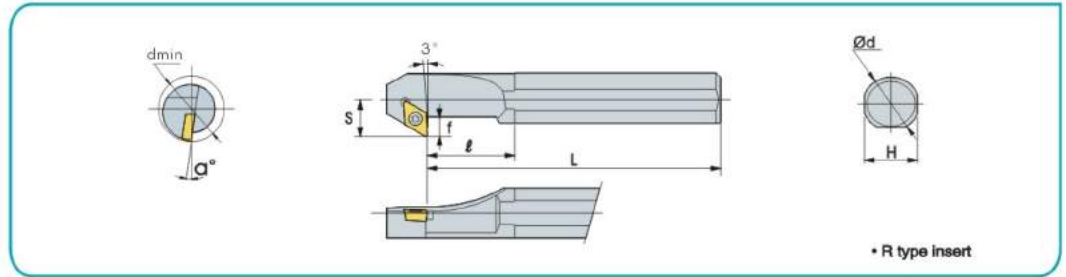
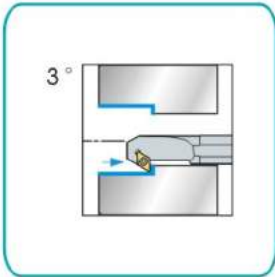
SDWCR/L



型号 Designation	库存 Stock		尺寸 Size							刀片 Inserts	螺钉 Screw	扳手 Wrench	
	R	L	dmin	Φd	S	L	ℓ	H	f				α°
S12M-SDWCR/L07	●	●	Φ16	12	10.5	150	25	11	4.2	10°	DC□□0702□□	M2.5X5	T-8
S16Q-SDWCR/L07	●	●	Φ20	16	12.5	180	34.5	15	4.2	8°		M2.5X6	
S20Q-SDWCR/L07			Φ27	20	14.5	180	30	18	4.2	6°			
S20Q-SDWCR/L11	●	●	Φ24	20	14.5	180	40	18	4.2	6°	DC□□11T3□□	M3.5X9	T-15
S25R-SDWCR/L11	●	●	Φ29	25	17	200	45	23	4.2	5°			
S32S-SDWCR/L11			Φ40	32	22	250	45	30	5.5	2°			



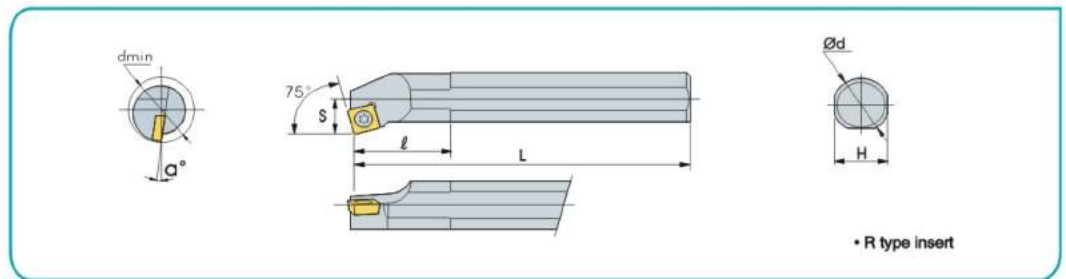
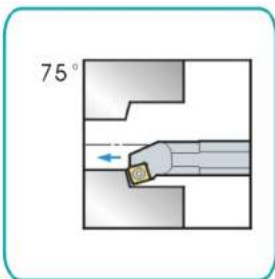
SDZCR/L



A
内孔车刀系列
Boring bar holder

型号 Designation	库存 Stock		尺寸 Size								刀片 Inserts	螺钉 Screw	扳手 Wrench
	R	L	dmin	Φd	S	L	ℓ	H	f	α°			
S10K-SDZCR/L07	●	●	Φ13	10	8.5	125	22	9	3.2	12°	DC□□0702□□	M2.5X5	T-8
S12M-SDZCR/L07	●	●	Φ16	12	10	150	31	11	3.5	10°		M2.5X8	
S16Q-SDZCR/L07	●	●	Φ21	16	13	180	37	15	4.5	6°			
S20Q-SDZCR/07	●	●	Φ24	20	14.5	180	47	18	4.2	6°			
S20Q-SDZCR/L11	●	●	Φ25	20	15	180	50	18	4.5	8°	DC□□11T3□□	M3.5X9	T-15
S25R-SDZCR/L11	●	●	Φ29	25	17	202	45	23	4.2	6°			
S32S-SDZCR/L11	●		Φ38	32	22	250	56	30	5.5	4°			

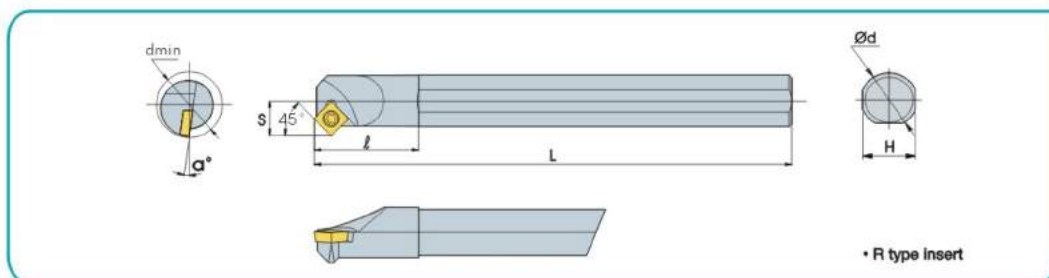
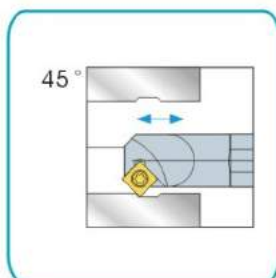
SSKCR/L



型号 Designation	库存 Stock		尺寸 Size								刀片 Inserts	螺钉 Screw	扳手 Wrench
	R	L	dmin	Φd	S	L	ℓ	H	α°				
S12M-SSKCR/L09	●	●	Φ16	12	8.5	150	30	11	12°	SC□□09T3□□	M3.5X9	T-15	
S16Q-SSKCR/L09	●	●	Φ18	16	11.5	180	32.6	15	10°				
S20Q-SSKCR/L09	●		Φ23	20	13	180	40	18	8°				
S25R-SSKCR/L09	●		Φ31	25	17	200	40	23	6°				

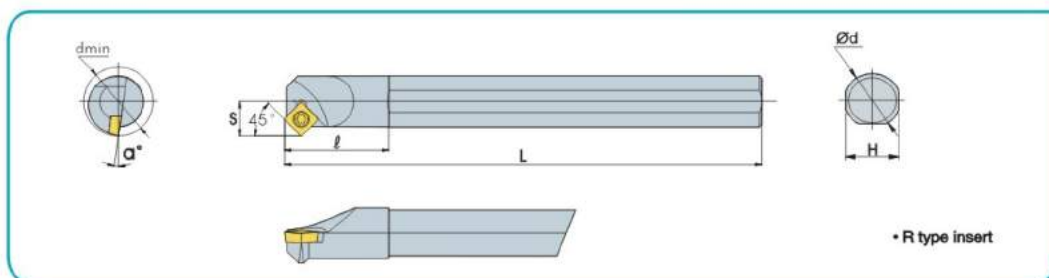
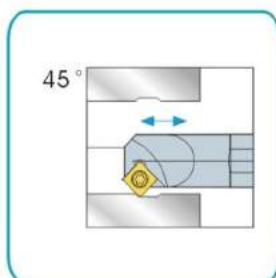


SSSCR/L



型号 Designation	库存 Stock		尺寸 Size							刀片 Inserts	螺钉 Screw	扳手 Wrench
	R	L	dmin	Φd	S	L	l	H	α°			
S12M-SSSCR/L09	●	●	Φ15	12	9	150	32	11	12°	SC□□09T3□□	M3.5X9	T-15
S16Q-SSSCR/L09	●	●	Φ19	16	11.5	180	32	15	10°			
S20Q-SSSCR/L09	●		Φ27	20	13.5	180	40	18	8°			
S25R-SSSCR/L09	●		Φ27	25	15	200	40	23	6°			
S32S-SSSCR/L09			Φ38	32	22	250	46	30	6°			

SSSPR/L

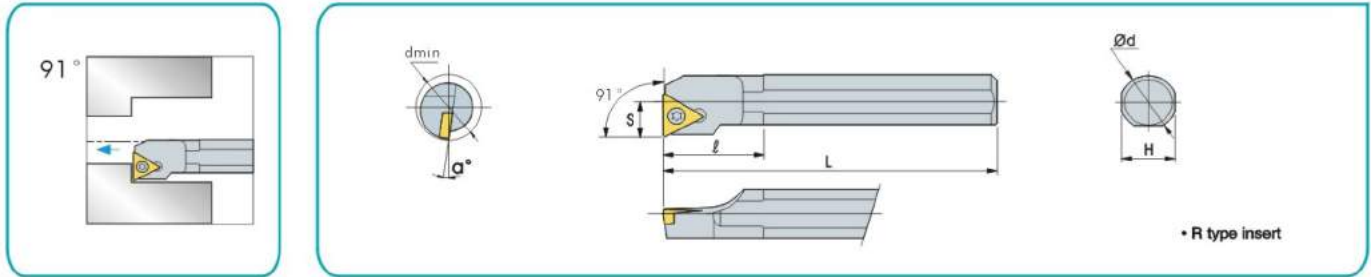


型号 Designation	库存 Stock		尺寸 Size							刀片 Inserts	螺钉 Screw	扳手 Wrench
	R	L	dmin	Φd	S	L	l	H	α°			
S12Q-SSSPR/L09			Φ16	12	9	150	30	11	8°	SP□□09T3□□	M3.5X9	T-15
S16Q-SSSPR/L09			Φ20	16	11	180	35	15	6°			
S20Q-SSSPR/L09			Φ24	20	13	180	40	18	4°			
S25R-SSSPR/L09			Φ32	25	17	200	40	23	4°			
S32S-SSSPR/L09			Φ40	32	22	250	45	30	0°			



STFCR/L

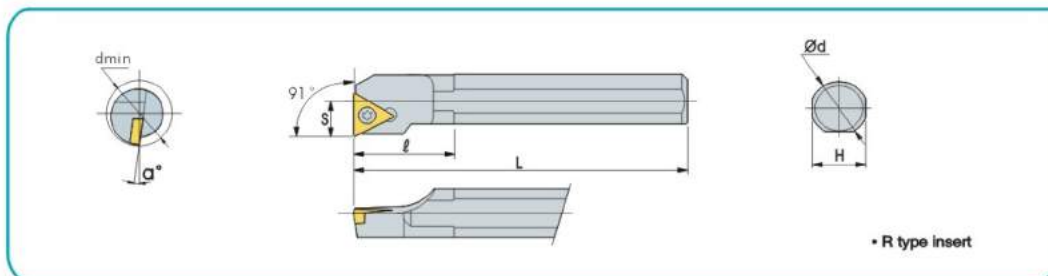
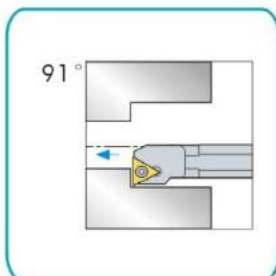
A
内孔车刀系列
Boring bar holder



型号 Designation	库存 Stock		尺寸 Size							刀片 Inserts	螺钉 Screw	扳手 Wrench
	R	L	dmin	Φ d	S	L	l	H	α°			
S08K-STFCR/L09	●	●	Φ 9	8	5.5	125	20	7	15°	TC□□0902□□	M2.2X5	T6
S10K-STFCR/L09	●	●	Φ 11	10	6	125	24	9	13°			
S12M-STFCR/L09	●	●	Φ 13	12	7	150	27	11	10°			
S10K-STFCR/L11	●	●	Φ 11	10	6	125	24	9	12°	TC□□1102□□	M2.5X6	T-8
S12M-STFCR/L11	●	●	Φ 13	12	7	150	26	11	10°			
S16Q-STFCR/L11	●	●	Φ 17	16	9	180	32	15	8°			
S20Q-STFCR/L11	●	●	Φ 21	20	11	180	40	18	6°			
S20Q-STFCR/L16	●	●	Φ 22	20	11.5	180	42	18	8°	TC□□16T3□□	M3.5X9	T-15
S25R-STFCR/L16	●	●	Φ 26	25	14	200	42	23	6°			
S32S-STFCR/L16	●	●	Φ 33	32	17.5	250	45	30	6°			
S40T-STFCR/L16			Φ 43	40	23.5	300	60	38	4°			
S50U-STFCR/L16			Φ 51	50	26.5	350	65	48	4°			



STFPR/L



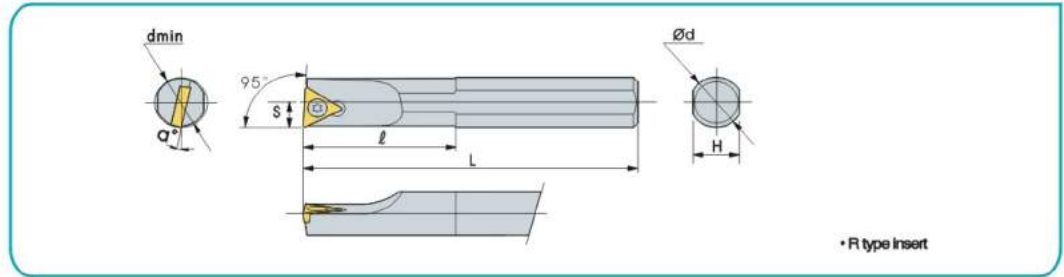
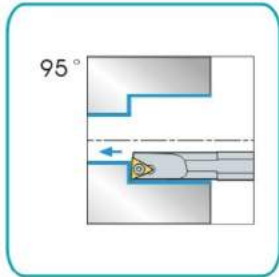
A
内孔车刀系列
Boring bar holder

型号 Designation	库存 Stock		尺寸 Size							刀片 Inserts	螺钉 Screw	扳手 Wrench
	R	L	dmin	Φ d	S	L	ℓ	H	α°			
S08K-STFPR/L09	●	●	Φ9	8	5	125	20	7	10°	TP□□0902□□	M2.5X 6	T-8
S10K-STFPR/L09	●	●	Φ11	10	6	125	22	9	13°			
S10K-STFPR/L1103	●	●	Φ11	10	6	125	22	9	12°	TP□□1103□□	M3X 6	T-8
S12M-STFPR/L1103	●	●	Φ12	12	7	150	24	11	10°			
S16Q-STFPR/L1103	●	●	Φ17	16	9	180	30	15	8°			
S20Q-STFPR/L1103	●	●	Φ21	20	11	180	37	18	6°	TP□□1603□□	M3.5X 9	T-15
S20Q-STFPR/L16			Φ21	20	11	180	42	18	8°			
S25R-STFPR/L16			Φ26	25	14	200	42	23	6°			



STUCR/L

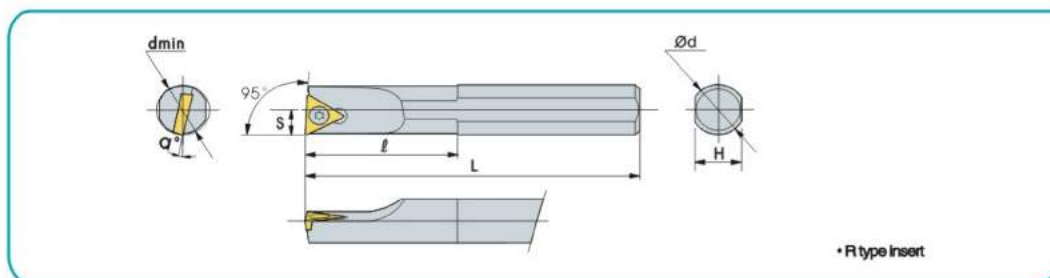
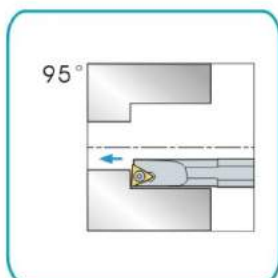
A
内孔车刀系列
Boring bar holder



型号 Designation	库存 Stock		尺寸 Size							刀片 Inserts	螺钉 Screw	扳手 Wrench
	R	L	dmin	Φd	S	L	l	H	α°			
S08K-STUCR/L09	●	●	Φ9	8	5.5	125	20	7	15°	TC□□0902□□	M2.5X5	T-6
S08K-STUCR/L09-A16			Φ9	16	5.5	125	30	15	15°			
S10K-STUCR/L09	●	●	Φ11	10	6.5	125	22	9	13°			
S10K-STUCR/L09-A16			Φ11	16	6.5	125	30	15	13°			
S10K-STUCR/L11	●	●	Φ11	10	6	125	24	9	12°	TC□□1102□□	M2.5X5	T-8
S10K-STUCR/L11-A16	●		Φ11	16	6	125	30	15	12°			
S12M-STUCR/L11	●	●	Φ13	12	7	150	27	11	10°			
S12M-STUCR/L11-A16	●	●	Φ13	16	7	150	30	15	10°			
S16Q-STUCR/L11	●	●	Φ17	16	9	180	32	15	8°			
S20Q-STUCR/L11	●	●	Φ21	20	11	180	37	18	6°			
S25R-STUCR/L11	●	●	Φ26	25	14	200	42	23	6°	TC□□16T3□□	M3.5X9	T-15
S20Q-STUCR/L16	●	●	Φ23	20	13	180	42	18	7°			
S25R-STUCR/L16	●		Φ26	25	14	200	45	23	6°			
S32S-STUCR/L16	●		Φ33	32	17.5	250	47	30	4°			
S40T-STUCR/L16	●		Φ42	40	22	300	55	38	4°			
S50U-STUCR/L16			Φ51	50	26.5	350	65	48	4°			



STUPR/L



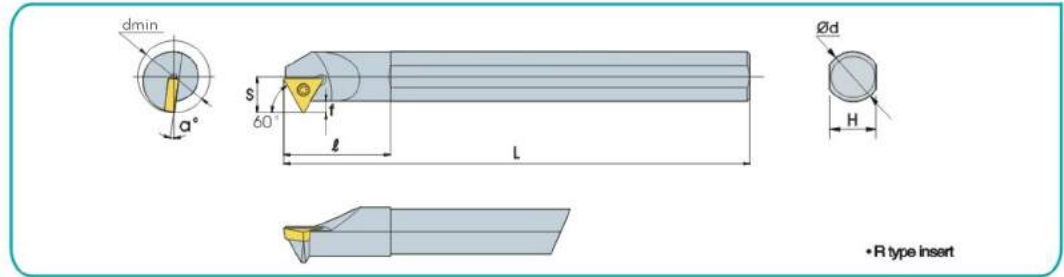
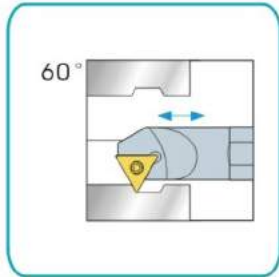
A 内孔车刀系列
Boring bar holder

型号 Designation	库存 Stock		尺寸 Size							刀片 Inserts	螺钉 Screw	扳手 Wrench
	R	L	dmin	Φd	S	L	l	H	α°			
S08K-STUPR/L09	●	●	Φ9	5.5	6	125	20	7	10°	TP□□0902□□	M2.5X 6	T-8
S10K-STUPR/L09	●	●	Φ11	6.5	7	125	22	9	13°			
S10K-STUPR/L1103	●	●	Φ11	10	6	125	22	9	12°	TP□□1103□□	M3X 6	T-8
S12M-STUPR/L1103	●	●	Φ13	12	7	150	27	11	10°			
S16Q-STUPR/L1103	●	●	Φ17	16	9	180	32	15	8°			
S20Q-STUPR/L1103	●	●	Φ21	20	11	180	37	18	6°			
S20Q-STUPR/L16			Φ24	20	13	180	40	18	4°	TP□□1603□□	M3.5 X9	T-15
S25R-STUPR/L16			Φ21	25	17	200	40	23	2°			
S32S-STUPR/L16			Φ39	32	22	250	45	32	0°			
S40T-STUPR/L16			Φ50	40	27	300	55	38	0°			
S50U-STUPR/L16			Φ60	50	31	350	60	48	0°			



STWCR/L

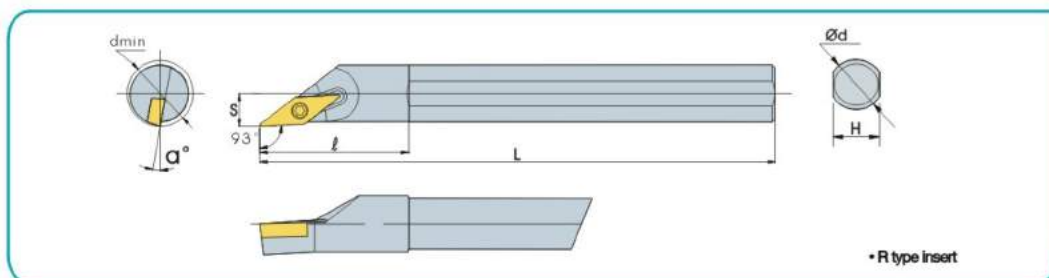
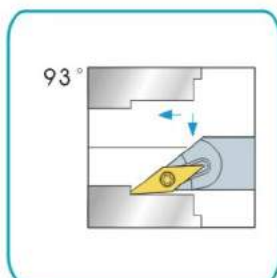
A
内孔车刀系列
Boring bar holder



型号 Designation	库存 Stock		尺寸 Size							刀片 Inserts	螺钉 Screw	扳手 Wrench	
	R	L	dmin	Φd	S	L	l	H	f				α°
S08K-STWCR/L09	●		Φ11	8	6	125	25	7	1.7	12°	Tc□□0902□□	M2.2X5	T-8
S10K-STWCR/L11	●		Φ13	10	8	125	23	9	2.7	10°	TC□□1102□□	M2.5X6	T-8
S12M-STWCR/L11	●		Φ15	12	9	150	30	11	2.7	8°		M2.5X8	
S16Q-STWCR/L11	●		Φ19	16	11	180	35	15	2.7	6°			
S20Q-STWCR/L11			Φ23	20	13	180	35	18	2.7	4°			
S20Q-STWCR/L16			Φ25	20	14.5	180	40	19	4	8°			
S25R-STWCR/L16			Φ29	25	17	200	35	24	4	6°			
S32S-STWCR/L16			Φ39	32	22	250	40	30	5.5	4°	TC□□16T3□□	M3.5X9	T-15
S40T-STWCR/L16			Φ50	40	27	320	50	38	6.5	2°			
S50U-STWCR/L16			Φ60	50	31	350	60	48	5.5	0°			

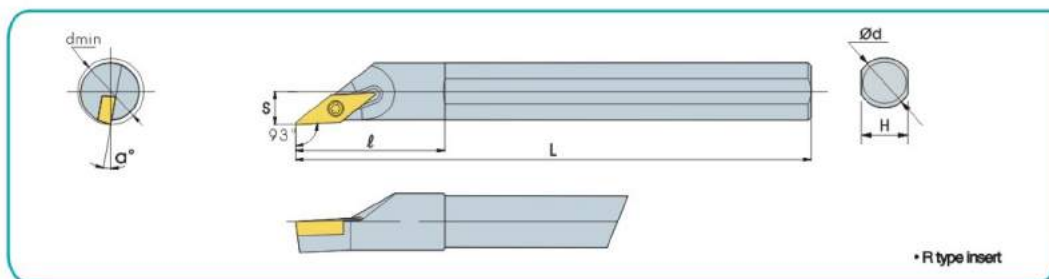
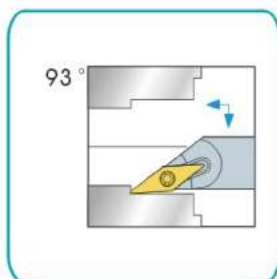


SVJBR/L



型号 Designation	库存 Stock		尺寸 Size							刀片 Inserts	螺钉 Screw	扳手 Wrench
	R	L	dmin	Φd	S	L	ℓ	H	α°			
S10K-SVJBR/L11	●		11	10	6	125	28	9	13°	VB□□1103□□	M2.5X6	T-8
S12M-SVJBR/L11	●	●	13	12	7	150	35	11	10°			
S16Q-SVJBR/L11	●	●	17	16	9.5	180	40	15	10°			
S20Q-SVJBR/L11	●	●	21	20	11.5	180	45	18	8°			
S16Q-SVJBR/L16	●		19	16	11.5	180	48	15	11°	VB□□1604□□	M2.5X8	T-15
S20Q-SVJBR/L16			21	20	11.5	180	52	18	11°			
S25R-SVJBR/L16			26	25	14	200	54	23	7°			

SVJCR/L

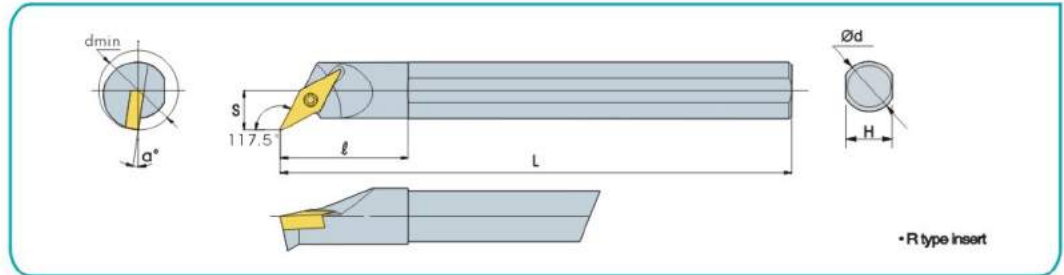
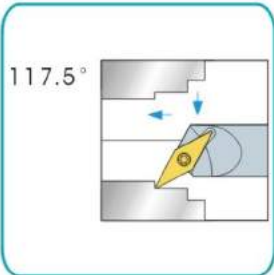


型号 Designation	库存 Stock		尺寸 Size							刀片 Inserts	螺钉 Screw	扳手 Wrench
	R	L	dmin	Φd	S	L	ℓ	H	α°			
S10K-SVJCR/L11	●	●	Φ11	10	6	125	28	9	13°	VC□□1103□□	M2.5X6	T-8
S12M-SVJCR/L11	●	●	Φ13	12	7	150	35	11	10°			
S16Q-SVJCR/L11	●	●	Φ17	16	9.5	180	40	15	10°			
S20Q-SVJCR/L11	●	●	Φ21	20	11.5	180	45	18	8°			
S16Q-SVJCR/L16	●	●	Φ19	16	11.5	180	48	15	11°	VC□□1604□□	M3.5X9	T-15
S20Q-SVJCR/L16	●		Φ21	20	14	180	52	18	11°			
S25R-SVJCR/L16	●		Φ26	25	11.5	200	54	23	7°			



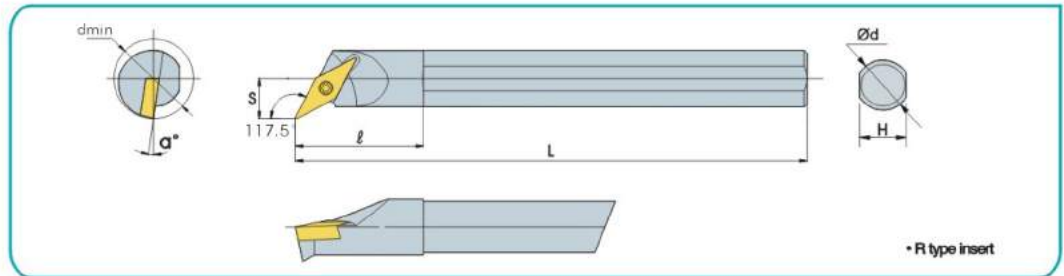
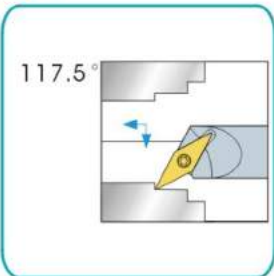
SVQBR/L

A
内孔车刀系列
Boring bar holder



型号 Designation	库存 Stock		尺寸 Size							刀片 Inserts	螺钉 Screw	扳手 Wrench
	R	L	dmin	Φd	S	L	ℓ	H	α°			
S12M-SVQBR/L11	●	●	Φ16	12	10	150	30	11	10°	VB□□1103□□	M2.5X6	T-8
S16Q-SVQBR/L11	●	●	Φ19	16	11.5	180	34	15	10°		M2.5X8	
S20Q-SVQBR/L11	●	●	Φ24	20	14	180	45	18	8°			
S20Q-SVQBR/L16	●	●	Φ24	20	14	180	50	18	8°	VB□□1604□□	M3.5X9	T-15
S25R-SVQBR/L16	●	●	Φ29	25	17	200	50	23	6°			
S32S-SVQBR/L16	●	●	Φ38	32	22.5	250	55	30	8°			
S40T-SVQBR/L16			Φ47	40	27	300	55	38	6°			
S50U-SVQBR/L16			Φ57	50	32	350	65	48	4°			

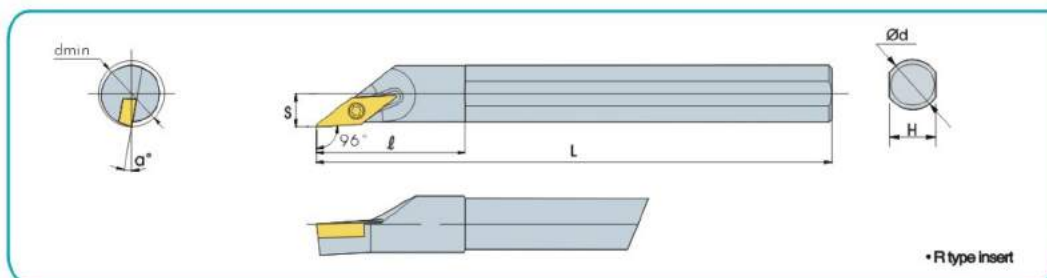
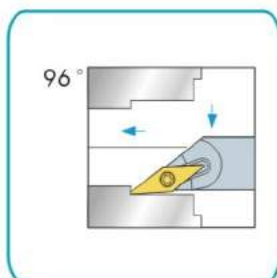
SVQCR/L



型号 Designation	库存 Stock		尺寸 Size							刀片 Inserts	螺钉 Screw	扳手 Wrench
	R	L	dmin	Φd	S	L	ℓ	H	α°			
S12M-SVQCR/L11			Φ16	12	10	150	30	11	10°	VC□□1103□□	M2.5X6	T-8
S16Q-SVQCR/L11	●	●	Φ22	19	11.5	180	35	15	10°		M2.5X8	
S20Q-SVQCR/L11	●	●	Φ27	24	14	180	34	18	8°			
S20Q-SVQCR/L16	●	●	Φ27	24	14	180	45	18	8°	VC□□1604□□	M3.5X9	T-15
S25R-SVQCR/L16	●	●	Φ32	29	17	200	50	23	6°			
S32S-SVQCR/L16	●	●	Φ41	38	22.5	250	55	30	8°			
S40T-SVQCR/L16	●		Φ50	47	27	300	55	38	6°			
S50U-SVQCR/L16			Φ61	60	32	350	65	48	4°			

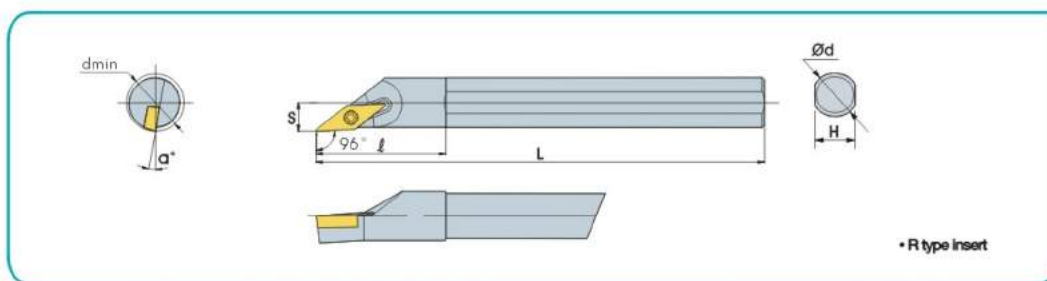
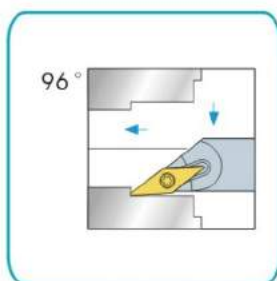


SVXBR/L



型号 Designation	库存 Stock		尺寸 Size							刀片 Inserts	螺钉 Screw	扳手 Wrench
	R	L	dmin	Φd	S	L	ℓ	H	α°			
S16Q-SVXBR/L11	●	●	Φ19	16	11	180	40	15	10°	VB□□1103□□	M2.5X8	T-8
S20Q-SVXBR/L11	●	●	Φ23	20	13	180	45	18	8°			
S20Q-SVXBR/L16	●	●	Φ23	20	13	180	45	18	8°	VB□□1604□□	M3.5X9	T-15
S25R-SVXBR/L16	●	●	Φ30	25	17	200	50	23	6°			
S32S-SVXBR/L16	●		Φ38	32	22	250	60	30	8°			
S40T-SVXBR/L16			Φ47	40	27	300	65	38	6°			
S50U-SVXBR/L16			Φ60	50	31	350	70	38	4°			

SVXCR/L

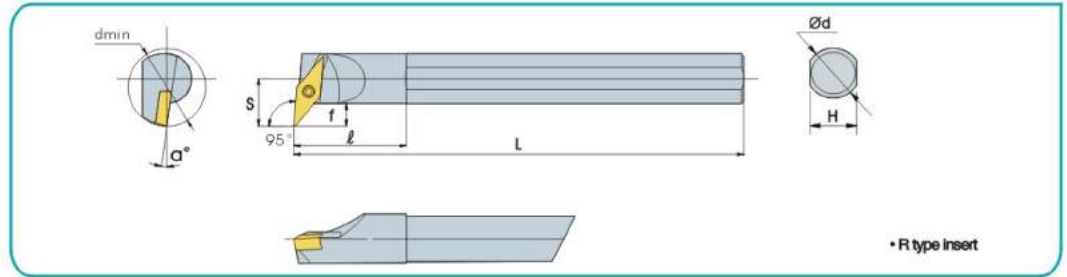
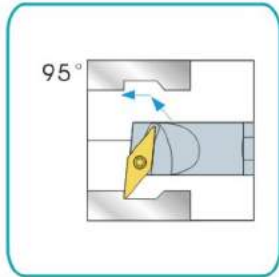


型号 Designation	库存 Stock		尺寸 Size							刀片 Inserts	螺钉 Screw	扳手 Wrench
	R	L	dmin	Φd	S	L	ℓ	H	α°			
S16Q-SVXCR/L11	●	●	Φ19	16	11	180	40	15	10°	VC□□1103□□	M2.5X8	T-8
S20Q-SVXCR/L11	●	●	Φ23	20	13	180	45	18	8°			
S20Q-SVXCR/L16	●	●	Φ23	20	13	180	50	18	8°	VC□□1604□□	M3.5X9	T-15
S25R-SVXCR/L16	●	●	Φ30	25	17	200	50	23	6°			
S32S-SVXCR/L16	●		Φ38	32	22	250	60	30	8°			
S40T-SVXCR/L16			Φ47	40	27	300	65	38	6°			
S50U-SVXCR/L16			Φ60	50	31	350	70	38	4°			



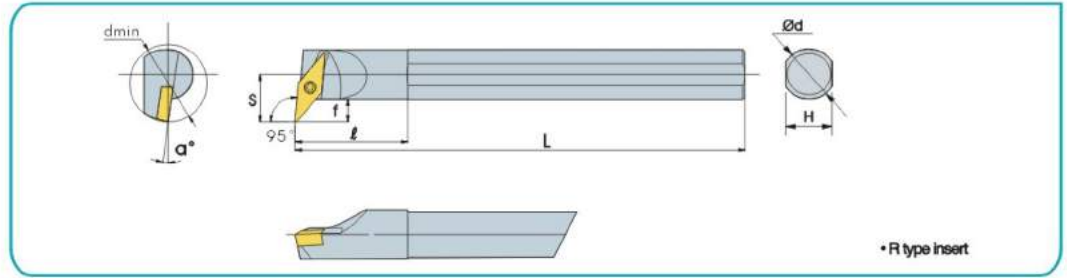
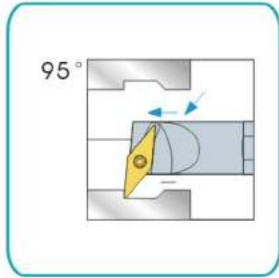
SVUBR/L

A
内孔车刀系列
Boring bar holder



型号 Designation	库存 Stock		尺寸 Size								刀片 Inserts	螺钉 Screw	扳手 Wrench
	R	L	dmin	Φd	S	L	l	H	f	α°			
S16Q-SVUBR/L11	●	●	Φ20	16	11.5	180	30	15	3.2	10°	VB□□1103□□	M2.5X8	T-8
S20Q-SVUBR/L11	●	●	Φ24	20	14	180	30	18	3.7	8°			
S20R-SVUBR/L16	●	●	Φ29	20	19	200	45	18	8.5	8°	VB□□1604□□	M3.5X9	T-15
S25R-SVUBR/L16	●	●	Φ32	25	20	200	50	23	7	6°			
S32R-SVUBR/L16	●	●	Φ38	32	22	250	50	30	5.5	6°			
S40T-SVUBR/L16			Φ47	40	27	300	55	38	6.5	4°			

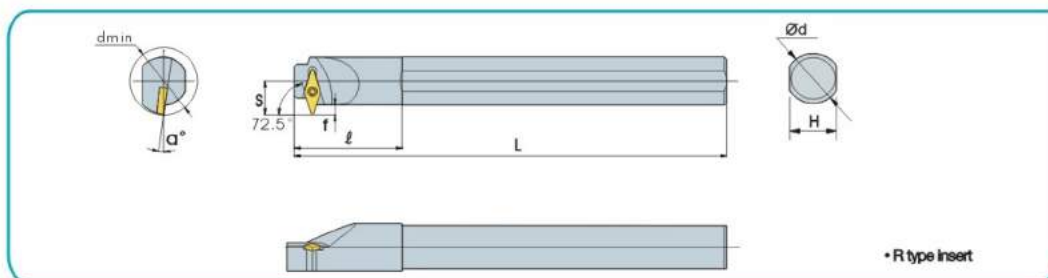
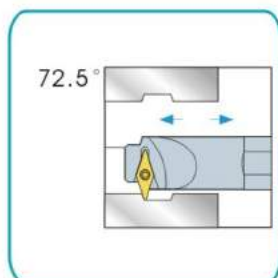
SVUCR/L



型号 Designation	库存 Stock		尺寸 Size								刀片 Inserts	螺钉 Screw	扳手 Wrench
	R	L	dmin	Φd	S	L	l	H	f	α°			
S16Q-SVUCR/L11	●	●	20	16	11.5	180	30	15	3.2	10°	VC□□1103□□	M2.5X8	T-8
S20Q-SVUCR/L11	●	●	24	20	14	180	30	18	3.7	8°			
S20R-SVUCR/L16	●	●	29	20	19	200	45	18	8.5	8°	VC□□1604□□	M3.5X9	T-15
S25R-SVUCR/L16	●	●	32	25	20	200	50	23	7	6°			
S32S-SVUCR/L16	●	●	38	32	22	250	50	30	5.5	6°			
S40T-SVUCR/L16			47	40	27	300	55	38	6.5	4°			

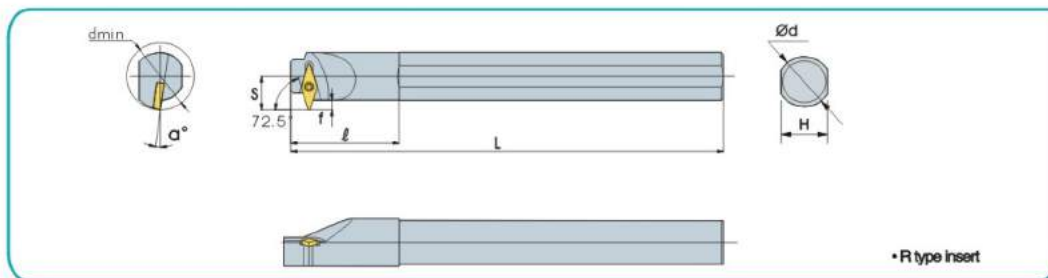
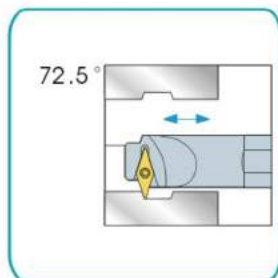


SVWBR/L



型号 Designation	库存 Stock		尺寸 Size								刀片 Inserts	螺钉 Screw	扳手 Wrench
	R	L	dmin	Φd	S	L	l	H	f	α°			
S20Q-SVWBR/L11	●		Φ24	20	14	180	35	18	3.7	8°	VB□□1103□□	M2.5X8	T-8
S25R-SVWBR/L16	●	●	Φ35	25	23	200	40	23	10	5°	VB□□1604□□	M3.5X9	T-15
S32S-SVWBR/L16	●	●	Φ42	32	26	250	45	30	9.5	5°			

SVWCR/L

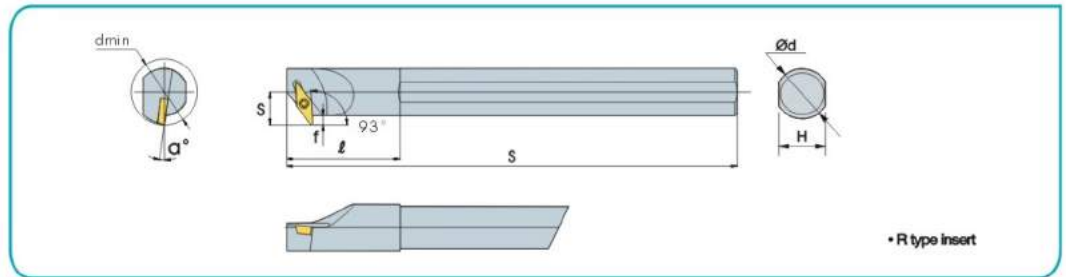
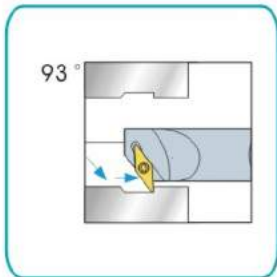


型号 Designation	库存 Stock		尺寸 Size								刀片 Inserts	螺钉 Screw	扳手 Wrench
	R	L	dmin	Φd	S	L	l	H	f	α°			
S20Q-SVWCR/L11	●		Φ24	20	14	180	35	18	3.7	8°	VC□□1103□□	M2.5X8	T-8
S25R-SVWCR/L16	●	●	Φ35	25	23	200	40	23	10	5°	VC□□1604□□	M3.5X9	T-15
S32S-SVWCR/L16	●	●	Φ42	32	26	250	45	30	9.5	5°			



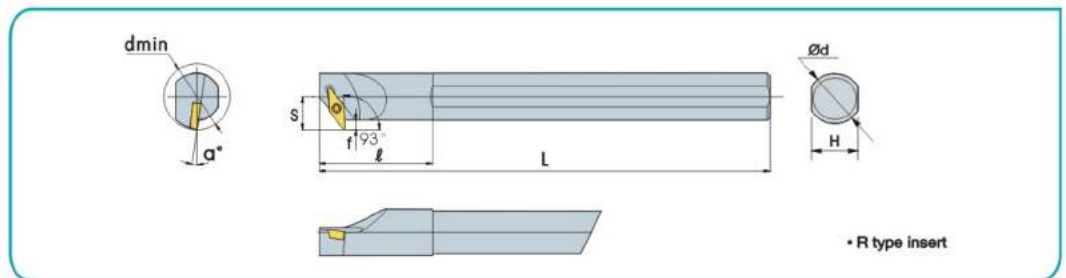
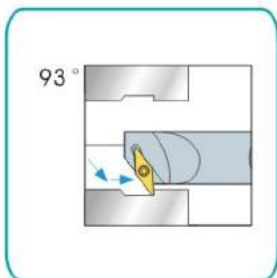
SVZBR/L

A
内孔车刀系列
Boring bar holder



型号 Designation	库存 Stock		尺寸 Size							刀片 Inserts	螺钉 Screw	扳手 Wrench	
	R	L	dmin	Φd	S	L	ℓ	H	f				α°
S16Q-SVZBR/L11	●		Φ19	16	11.5	180	30	15	3.2	10°	VB□□1103□□	M2.5X8	T-8
S20Q-SVZBR/L11	●		Φ24	20	14	180	35	18	3.7	8°			
S25R-SVZBR/L16	●		Φ33	25	19.5	200	50	23	6.5	6°	VB□□1604□□	M3.5X9	T-15
S32S-SVZBR/L16			Φ39	32	23.5	250	50	30	7	8°			
S40T-SVZBR/L16			Φ47	40	27	300	60	38	6.5	6°			

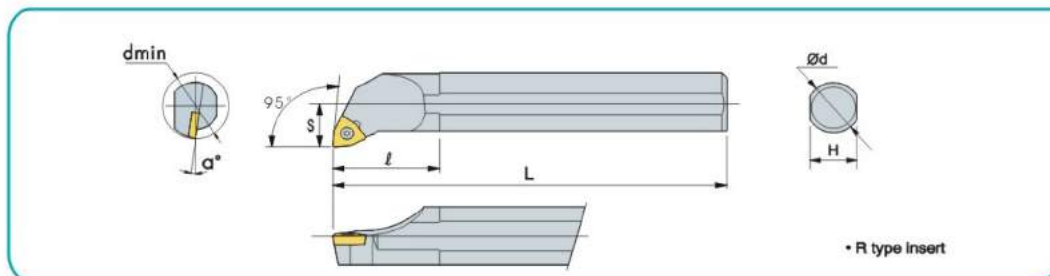
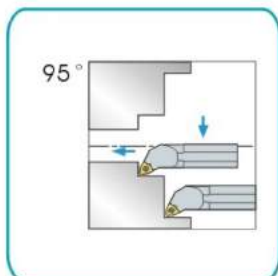
SVZCR/L



型号 Designation	库存 Stock		尺寸 Size							刀片 Inserts	螺钉 Screw	扳手 Wrench	
	R	L	dmin	Φd	S	L	ℓ	H	f				α°
S16Q-SVZCR/L11	●		Φ19	16	11.5	180	30	15	3.2	10°	VC□□1103□□	M2.5X8	T-8
S20Q-SVZCR/L11	●		Φ24	20	14	180	35	18	3.7	8°			
S25R-SVZCR/L16	●		Φ33	25	19.5	200	50	23	6.5	6°	VC□□1604□□	M3.5X9	T-15
S32S-SVZCR/L16			Φ39	32	23.5	250	50	30	7	8°			
S40T-SVZCR/L16			Φ47	40	27	300	60	38	6.5	6°			



>>> SWLCR/L



型号 Designation	库存 Stock		尺寸 Size							刀片 Inserts	螺钉 Screw	扳手 Wrench
	R	L	dmin	Φd	S	L	l	H	α°			
S12M-SWLCR/L06			Φ14	12	8.5	150	37	11	13°	WC□□06T3□□	M3.5X9	T-15
S16Q-SWLCR/L06			Φ19	16	11	180	40	15	10°			
S20Q-SWLCR/L06			Φ23	20	13	180	40	18	8°			
S25R-SWLCR/L06			Φ31	25	17	200	40	23	6°			

A 内孔车刀系列
Boring bar holder



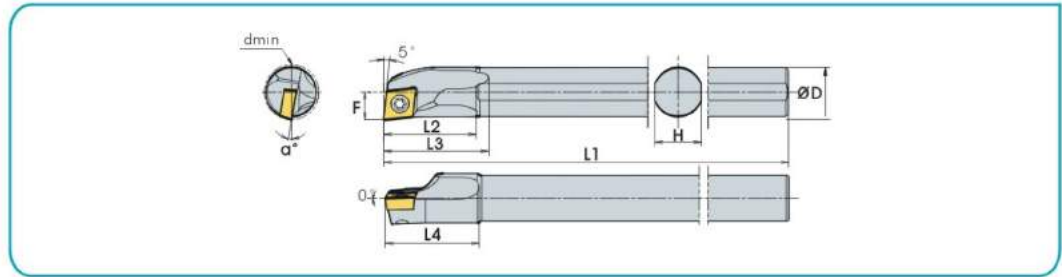
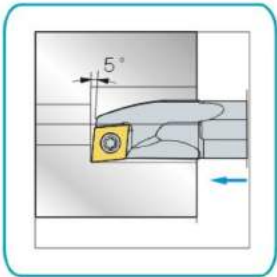
A

内孔车刀系列
Boring bar holder

S



SCLCR/L SCLPR/L



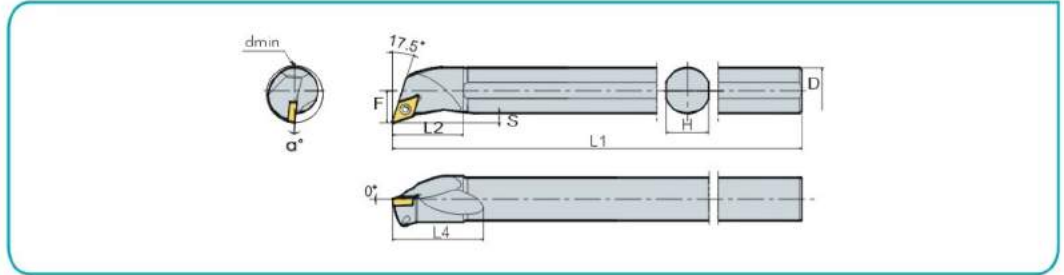
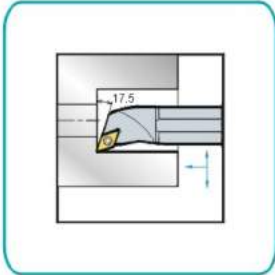
A 内孔车刀系列
Boring bar holder

型号 Designation	库存 Stock		尺寸 Size									刀片 Inserts	标准刀尖R Std corner R (r)	冷却液孔 Coolant Hole	螺钉 Screw	扳手 Wrench			
	R	L	dmin	ΦD	H	L1	L2	L3	L4	F	α°								
A08K-SCLCR/L06-AV			10	8	7	125	16	20	17	5	14°	CC□□0602□□	0.4	有	M2.5X5	T-8			
A10K-SCLCR/L06-AV			12	10	9	125	20	25	21	6	12°				M2.5X6				
A12M-SCLCR/L06-AV			14	12	11	150	24	30	25	7	10°				CC□□09T3□□	0.4	无	M3.5X9	T-15
A16Q-SCLCR/L09-AV			18	16	15	180	30	34	31	9	10°							M3.5X9	T-15
A20R-SCLCR/L09-AV			22	20	19	200	36	49	37	11	8°							M3.5X9	T-15
A25S-SCLCR/L09-AV			27	25	24	250	46	55	46	13.5	6°							M3.5X9	T-15
S08K-SCLCR/L06-AV	●		10	8	7	125	16	20	17	5	14°	CC□□0602□□	0.4	无	M2.5X5	T-8			
S10K-SCLCR/L06-AV	●		12	10	9	125	20	25	21	6	12°				M2.5X6				
S12M-SCLCR/L06-AV	●		14	12	11	150	24	30	25	7	10°				CC□□09T3□□	0.4	无	M3.5X9	T-15
S16Q-SCLCR/L09-AV	●		18	16	15	180	30	34	31	9	10°							M3.5X9	T-15
S20R-SCLCR/L09-AV	●		22	20	19	200	36	49	37	11	8°							M3.5X9	T-15
S25S-SCLCR/L09-AV	●		27	25	24	250	46	55	46	13.5	6°							M3.5X9	T-15

型号 Designation	库存 Stock		尺寸 Size									刀片 Inserts	标准刀尖R Std corner R (r)	冷却液孔 Coolant Hole	螺钉 Screw	扳手 Wrench			
	R	L	dmin	ΦD	H	L1	L2	L3	L4	F	α°								
A10K-SCLPR/L08-AV			12	10	9	125	20	25	20	6	5°	CP□□0803□□	0.4	有	M3X6	T-10			
A12M-SCLPR/L08-AV			14	12	11	150	24	29	24	7	4°				M3X9		T-15		
A12M-SCLPR/L09-AV			16	12	11	150	24	31	24	8	4°				CP□□0903□□	0.4	无	M3X9	T-15
A16Q-SCLPR/L09-AV			18	16	15	180	30	37	30	9	3.5°							M3X9	T-15
A20R-SCLPR/L09-AV			22	20	19	200	36	47	37	11	2°							M3X9	T-15
A25S-SCLPR/L09-AV			27	25	24	250	46	55	46	13.5	0°							M3X9	T-15
S10K-SCLPR/L08-AV			12	10	9	125	20	25	20	6	5°	CP□□0803□□	0.4	无	M3X6	T-10			
S12M-SCLPR/L08-AV			14	12	11	150	24	29	24	7	4°				M3X9		T-15		
S16Q-SCLPR/L09-AV			18	16	15	180	30	37	30	9	3.5°				CP□□0903□□	0.4	无	M3X9	T-15
S20R-SCLPR/L09-AV			22	20	19	200	36	47	37	11	2°							M3X9	T-15
S25S-SCLPR/L09-AV			27	25	24	250	46	55	46	13.5	0°							M3X9	T-15



SDQCR/L

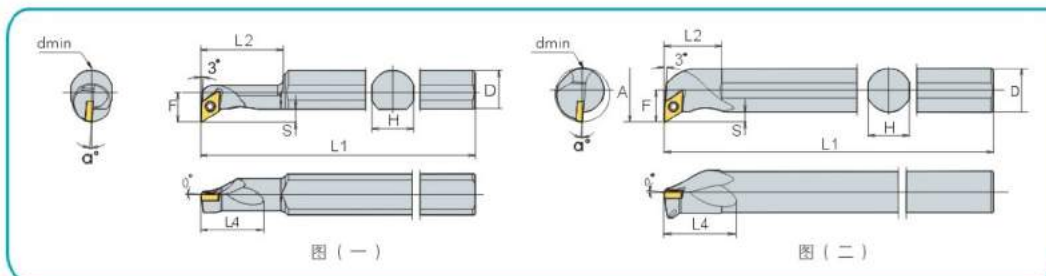
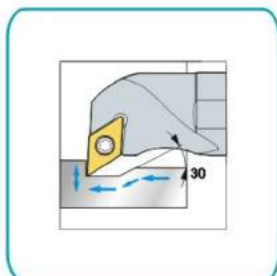


A
内孔车刀系列
Boring bar holder

型号 Designation	库存 Stock		尺寸 Size								刀片 Inserts	标准 刀尖R Standard R(r)	冷却液孔 Coolant Hole	螺钉 Screw	扳手 Wrench	
	R	L	dmin	ΦD	H	L1	L2	L3	L4	F						α°
A10K-SDQCR/L07AV			13	10	9	125	19	2.1	20	7.5	10°	DC□□0702□□	0.4	有	M2.5X6	T-8
A12M-SDQCR/L07AV			16	12	11	150	22	2.6	24	9.25	8°					
A16Q-SDQCR/L11AV			20	16	15	180	25	2.6	30	11.3	6°	DC□□11T3□□	0.4	无	M3.5X9	T-15
A20R-SDQCR/L11AV			25	20	19	200	31	3.7	37	14.4	5°					
A25S-SDQCR/L11AV			30	25	24	250	38	3.7	46	16.9	4°					
S10K-SDQCR/L07AV	●		13	10	9	125	19	2.1	20	7.5	10°	DC□□0702□□	0.4	无	M2.5X6	T-8
S12M-SDQCR/L07AV	●		16	12	11	150	22	2.6	24	9.25	8°					
S16Q-SDQCR/L11AV	●		20	16	15	180	25	2.6	30	11.3	6°	DC□□11T3□□	0.4	无	M3.5X9	T-15
S20R-SDQCR/L11AV	●		25	20	19	200	31	3.7	37	14.4	5°					
S25S-SDQCR/L11AV	●		30	25	24	250	38	3.7	46	16.9	4°					



SDUCR/L



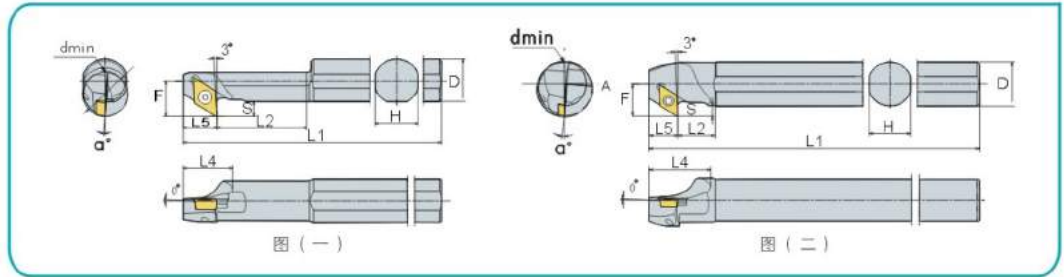
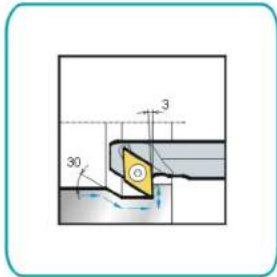
A
内孔车刀系列
Boring bar holder

型号 Designation	库存 Stock		尺寸 Size									刀片 Inserts	标准刀尖R Std corner R (r)	冷却液孔 Coolant Hole	形状 Shape	螺钉 Screw	扳手 Wrench
	R	L	dmin	ΦD	H	L1	L2	L3	L4	F	α°						
A16Q-SDUCR/L07-14AV	●		14	16	15	180	28	4.4	23	10.8	5°	DC□□0702□□	0.4	有	图1	M2.5X6	T-8
A20R-SDUCR/L11-20AV	●		20	20	19	200	48	6.1	30	15.6		DC□□11T3□□				M3.5X9	T-15
A10K-SDUCR/L07AV	●		14	10	9	125	19	3.3	20	8.7		DC□□0702□□			图2	M2.5X6	T-8
A12M-SDUCR/L07AV	●		16	12	11	150	21	3.3	24	9.7						M3.5X9	T-15
A16Q-SDUCR/L07AV	●		20	16	15	180	21	3.3	26	11.7		DC□□11T3□□			图2	M3.5X9	T-15
A16Q-SDUCR/L11AV			23	16	15	180	21	6.1	31	14.5						M2.5X6	T-8
A20R-SDUCR/L11AV			27	20	19	200	23	6.1	36	16.5		DC□□11T3□□			图2	M3.5X9	T-15
A25S-SDUCR/L11AV			32	25	24	250	24	6.1	39	19						M2.5X6	T-8
S16Q-SDUCR/L07-14AV			14	16	15	180	28	4.4	23	10.8	5°	DC□□0702□□	0.4	无	图1	M2.5X6	T-8
S20R-SDUCR/L11-20AV			20	20	19	200	48	6.1	30	15.6		DC□□11T3□□				M3.5X9	T-15
S10K-SDUCR/L07AV	●		14	10	9	125	19	3.3	20	8.7		DC□□0702□□			图2	M2.5X6	T-8
S12M-SDUCR/L07AV	●		16	12	11	150	21	3.3	24	9.7						M3.5X9	T-15
S16Q-SDUCR/L07AV	●		20	16	15	180	21	3.3	26	11.7		DC□□11T3□□			图2	M2.5X6	T-8
S16Q-SDUCR/L11AV	●		23	16	15	180	21	6.1	31	14.4						M3.5X9	T-15
S20R-SDUCR/L11AV	●		27	20	19	200	23	6.1	36	16.5		DC□□11T3□□			图2	M2.5X6	T-8
S25S-SDUCR/L11AV	●		32	25	24	250	24	6.1	39	19						M3.5X9	T-15



SDZCR/L

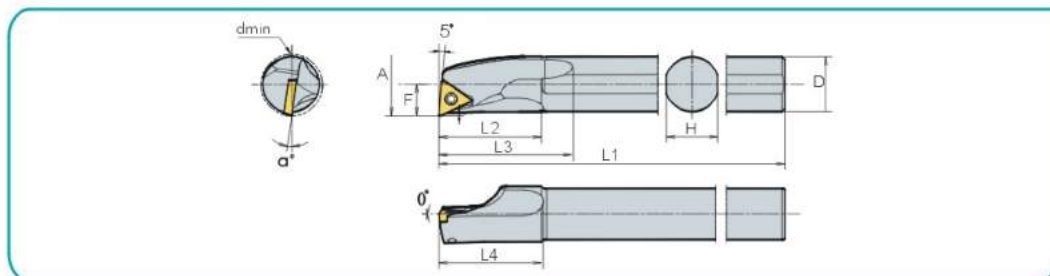
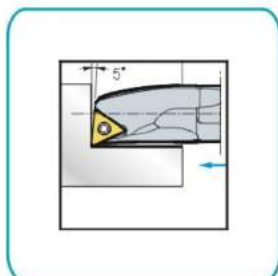
A
内孔车刀系列
Boring bar holder



型号 Designation	库存 Stock		尺寸 Size									刀片 Inserts	标准 刀尖R Std corner-Rx.r	冷却液孔 Coolant Hole	形状 Shape	螺钉 Screw	扳手 Wrench				
	R	L	dmin	ΦD	H	L1	L2	L4	L5	F	S							α°			
A16Q-SDZCR/L 07-14AV			14	16	15	180	30	17	10	10.8	4.4	5°	DC□□0702□□	0.4	有	图1	M2.5X6	T8			
A20R-SDZCR/L 11-20AV			20	20	19	200	40	24	15	15.6	6.1						DC□□11T3□□	M3.5X9	T15		
A10K-SDZCR/L 07AV			14	10	9	140	14	16	9.5	8.7	3.3		DC□□0702□□			图2	M2.5X6	T8			
A12M-SDZCR/L 07AV			16	12	11	150	14	20	10.5	9.7	3.3						DC□□11T3□□	图2	M3.5X9	T-15	
A16Q-SDZCR/L 07AV			20	16	15	180	14	22	10.5	11.7	3.3		DC□□11T3□□			图2			M3.5X9	T-15	
A16Q-SDZCR/L 11AV			23	16	15	180	25	22	15	14.5	6.1								DC□□11T3□□	图2	M3.5X9
A20R-SDZCR/L 11AV			27	20	19	200	15	25	15	16.5	6.1		DC□□11T3□□			图2					M3.5X9
A25S-SDZCR/L 11AV			32	25	24	250	15	26	15	19	6.1										
S16Q-SDZCR/L07-14AV			14	16	15	180	30	17	10	10.8	4.4		5°			DC□□0702□□	0.4	有	图1	M2.5X6	T8
S20R-SDZC R/L11-20AV			20	20	19	200	40	24	15	15.6	6.1									DC□□11T3□□	M3.5X9
S10K-SDZC R/L 07AV			14	10	9	140	14	16	9.5	8.7	3.3	DC□□0702□□		图2	M2.5X6	T8					
S12M-SDZC R/L 07AV			16	12	11	150	14	20	10.5	9.7	3.3				DC□□11T3□□	图2			M3.5X9	T-15	
S16Q-SDZCR/L07AV			20	16	15	180	14	22	10.5	11.7	3.3	DC□□11T3□□		图2					M3.5X9	T-15	
S16Q-SDZC R/L 11AV			23	16	15	180	15	22	15	14.5	6.1								DC□□11T3□□	图2	M3.5X9
S20R-SDZCR/L 11AV			27	20	19	200	15	25	15	16.5	6.1										
S25S-SDZCR/L 11AV			32	25	24	250	15	26	15	19	6.1										



STUCR/L

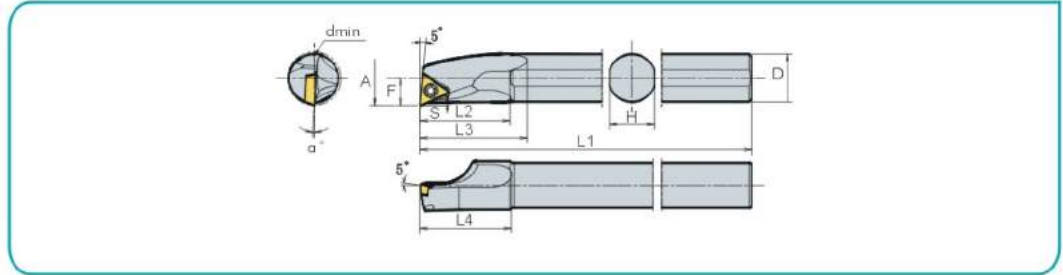
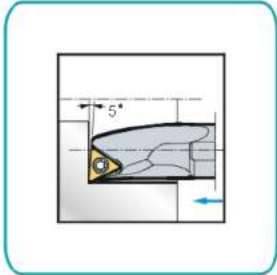


A
内孔车刀系列
Boring bar holder

型号 Designation	库存 Stock		尺寸 Size									刀片 Inserts	标准 刀尖R Std corner R(r)	冷却液孔 Coolant Hole	螺钉 Screw	扳手 Wrench
	R	L	dmin	ΦD	H	L1	L2	L3	L4	F	α°					
A08K-STUCR/L09AV			10	8	7	120	16	22	16	5	14°	TC□□0902□□	0.4	有	M2.2X5	T-6
A10K-STUCR/L09AV			12	10	9	140	20	26	20	6.2	12°					
A10K-STUCR/L11AV			12	10	9	140	20	26	20	6.2	12°	TC□□1103□□	0.4	有	M2.5X6	T-8
A12M-STUCR/L11AV			14	12	11	150	24	30	25	7.2	10°					
A16Q-STUCR/L11AV			18	16	15	180	30	39	31	9.2	8°					
A20R-STUCR/L11AV			22	20	19	200	36	44	36	11.2	6°					
S08K-STUCR/L09AV	●		10	8	7	120	16	22	16	5	14°	TC□□0902□□	0.4	无	M2.2X5	T-6
S10K-STUCR/L09AV	●		12	10	9	140	20	26	20	6.2	12°					
S10K-STUCR/L11AV	●		12	10	9	140	20	26	20	6.2	12°	TC□□1103□□	0.4	无	M2.5X6	T-8
S12M-STUCR/L11AV	●		14	12	11	150	24	30	25	7.2	10°					
S16Q-STUCR/L11AV	●		18	16	15	180	30	39	31	9.2	8°					
S20R-STUCR/L11AV	●		22	20	19	200	36	44	36	11.2	6°					



STUPR/L

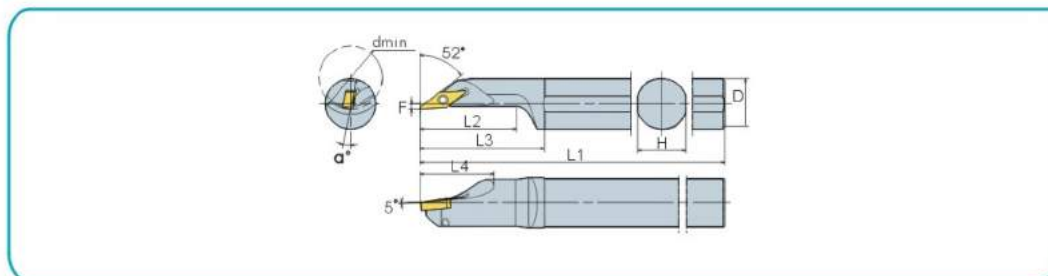
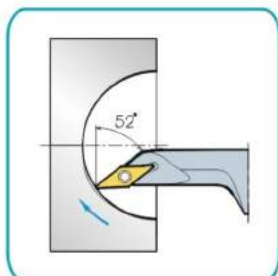


A
内孔车刀系列
Boring bar holder

型号 Designation	库存 Stock		尺寸 Size								刀片 Inserts	标准 刀尖R Std corner-R(r)	冷却液孔 Coolant Hole	螺钉 Screw	扳手 Wrench				
	R	L	dmin	ΦD	H	L1	L2	L3	L4	F						α°			
A08K-STUPR/L09AV			10	8	7	125	16	22	16	5	10°	TP□□0902□□	0.4	有	M2.5X5	T-8			
A10K-STUPR/L09AV			12	10	9	125	20	25	20	6.2	8°								
A10K-STUPR/L11AV			12	10	9	125	20	25	20	6	10°								
A12M-STUPR/L11AV			14	12	11	150	24	30	24	7.2	7°	TP□□1103□□		0.4	有	M3.0X6	T-8		
A16Q-STUPR/L11AV			18	16	15	180	30	36	30	9.2	3.5°								
A20R-STUPR/L11AV			22	20	19	200	36	46	37	11.2	2°								
A25S-STUPR/L16AV			27	25	24	250	46	55	46	13.7	0°	TP□□1603□□	0.4		有	M3.5X9	T-15		
S08K-STUPR/L09AV	●		10	8	7	125	16	22	16	5	10°	TP□□0902□□				0.4	无	M2.5X5	T-8
S10K-STUPR/L09AV	●		12	10	9	125	20	25	20	6.2	8°								
S10K-STUPR/L11AV	●		12	10	9	125	20	25	20	6	10°								
S12M-STUPR/L11AV	●		14	12	11	150	24	30	24	7.2	7°	TP□□1103□□		0.4	无		M3.0X6	T-8	
S16Q-STUPR/L11AV	●		18	16	15	180	30	36	30	9.2									
S20R-STUPR/L11AV	●		22	20	19	200	36	46	37	11.2	2°								
S25S-STUPR/L16AV			27	25	24	250	46	55	46	13.7	0°	TP□□1603□□	0.4		无	M3.5X9	T-15		



SVJP(C)(B)R/L

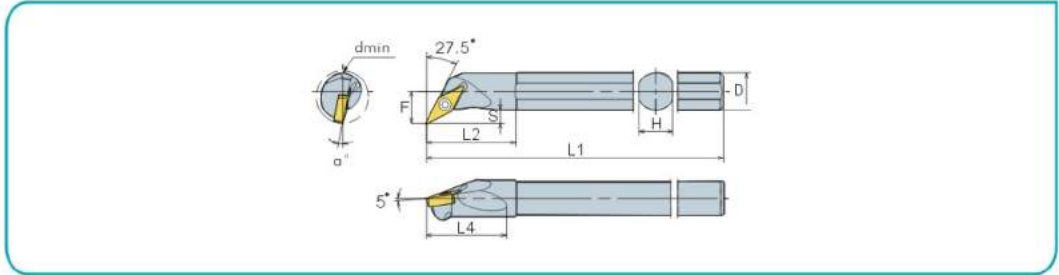
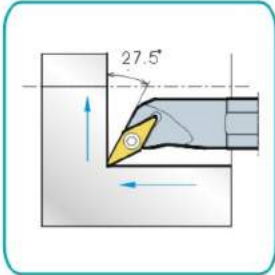


A 内孔车刀系列
Boring bar holder

型号 Designation	库存 Stock		尺寸 Size									刀片 Inserts	标准 刀尖R Std corner R(r)	冷却液孔 Coolant Hole	螺钉 Screw	扳手 Wrench
	R	L	dmin	ΦD	H	L1	L2	L3	L4	F	α°					
A12M-SVJPR/L 08AV			16	12	11	150	26	33	21	2	5°	VP□□0802□□	0.2	有	T-6	M2.0X5
A12M-SVJCR/L 08AV			16	12	11	150	26	33	20	2	5°	VC□□0802□□				
A16Q-SVJCR/L 08AV			20	16	15	180	36	43	22	2	5°					
A20R-SVJBR/L 11AV			25	20	19	200	37.5	48	30	2	5°	VB□□1103□□	0.4	无	T-8	M2.5X8
A25S-SVJBR/L 11AV			30	25	24	250	45	58	33	3.5	5°					
A32S-SVJBR/L 16AV			40	32	31	250	60	74	45	3.5	8°	VB□□1604□□ VC□□1604□□			T-15	M3.5X9
A40S-SVJBR/L 16AV			50	40	39	300	75	91	49	4.5	7°					
S12M-SVJPR/L 08AV			16	12	11	150	26	33	21	2	5°	VP□□0802□□	0.2	无	T-6	M2.0X5
S12M-SVJCR/L 08AV			16	12	11	150	26	33	20	2	5°	VC□□0802□□				
S16Q-SVJCR/L 08AV			20	16	15	180	36	43	22	2	5°					
S20R-SVJBR/L 11AV			25	20	19	200	37.5	48	30	2	5°	VB□□1103□□	0.4		T-8	M2.5X8
S25S-SVJBR/L 11AV			30	25	24	250	45	58	33	3.5	5°					
S32S-SVJBR/L 16AV			40	32	31	250	60	74	45	3.5	8°	VB□□1604□□ VC□□1604□□			T-15	M3.5X9
S40S-SVJBR/L 16AV			50	40	39	300	75	91	49	4.5	7°					



SVQBR/L

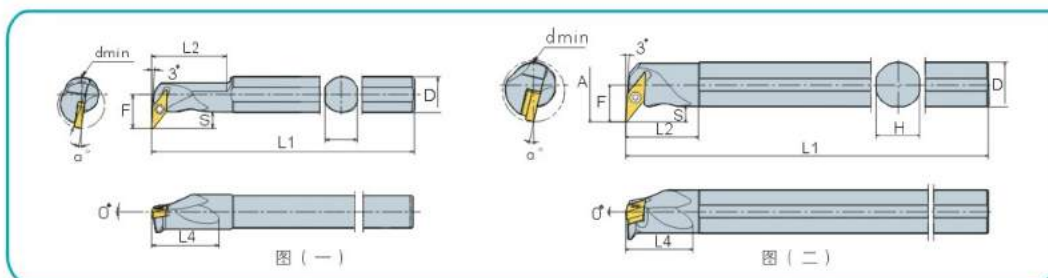
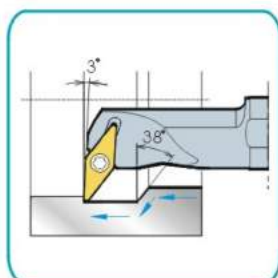


A
内孔车刀系列
Boring bar holder

型号 Designation	库存 Stock		尺寸 Size								刀片 Inserts	标准 刀尖R Std corner R(r)	冷却液孔 Coolant Hole	螺钉 Screw	扳手 Wrench	
	R	L	dmin	ΦD	H	L1	L2	L4	F	S						α°
A10K-SVQCR/L08AV			14	10	9	125	24	21	8.5	3	8°	VC□□0802□□	0.4	有	M2.0X5	T-6
A12M-SVQBR/L11AV			18	12	11	150	29	26	11	4.5	8°	VB□□1103□□			M2.5X8	T-8
A16Q-SVQBR/L11AV			22	16	15	180	35	33	13.5	5	5°				VB□□1604□□ VC□□1604□□	M3.5X9
A20R-SVQBR/L11AV			26	20	19	200	41	39	15.5	5	5°	VB□□1604□□ VC□□1604□□				M3.5X9
A25S-SVQBR/L16AV			31	25	24	250	51	49	18	5	3°					
A32S-SVQBR/L16AV			40	32	31	250	54	53	23	6.5	3°					
S10K-SVQCR/L08AV			14	10	9	125	24	21	8.5	3	8°	VC□□0802□□	0.4	无	M2.0X5	T-6
S12M-SVQBR/L11AV			18	12	11	150	29	26	11	4.5	8°	VB□□1103□□			M2.5X8	T-8
S16Q-SVQBR/L11AV			22	16	15	180	35	33	13.5	5	5°				VB□□1604□□ VC□□1604□□	M3.5X9
S20R-SVQBR/L11AV			26	20	19	200	41	39	15.5	5	5°					
S25S-SVQBR/L16AV			31	25	24	250	51	49	18	5	3°					
S32S-SVQBR/L16AV			40	32	31	250	54	53	23	6.5	3°					



SVUCR/L



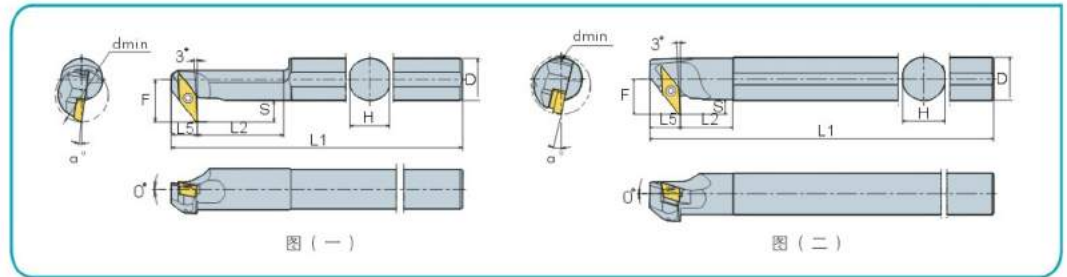
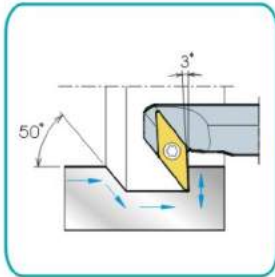
A
内孔车刀系列
Boring bar holder

型号 Designation	库存 Stock		尺寸 Size								刀片 Inserts	标准刀尖 Standard Rake	冷却液孔 Coolant Hole	形状 Shape	螺钉 Screw	扳手 Wrench	
	R	L	dmin	ΦD	H	L1	L2	L4	F	S							α°
A12M-SVUCR/L 08AV			16	12	11	150	25.5	32	11.5	5.5	8°	VC□□0802□□	0.4	有	图2	M2.0X5	T-6
A16Q-SVUBR/L 11AV			20	16	15	180	32.5	27	16	8	8°					VB□□1103□□	M2.5X8
A20R-SVUBR/L 11AV			25	20	19	200	40.5	31	18	8	7°	VB□□1604□□ VC□□1604□□	0.4	无	图1 图2	M3.5X9	T-15
A25S-SVUBR/L 16AV			34	25	24	250	40	37	20.5	8.5	5°						
A32S-SVUBR/L 16AV			40	32	31	250	84	47	28	12	5°						
S12M-SVUCR/L 08AV			16	12	11	150	25.5	32	11.5	5.5	8°	VC□□0802□□	0.4	无	图2	M2.0X5	T-6
S16Q-SVUBR/L 11AV			20	16	15	180	32.5	27	16	8	8°	VB□□1103□□				M2.5X8	T-8
S20R-SVUBR/L 11AV			25	20	19	200	40.5	31	18	8	7°	VB□□1604□□ VC□□1604□□	0.4	无	图1 图2	M3.5X9	T-15
S25S-SVUBR/L 16AV			34	25	24	250	40	37	20.5	8.5	5°						
A32S-SVUBR/L 16AV			40	32	31	250	84	47	28	12	5°						



SVZBR/L

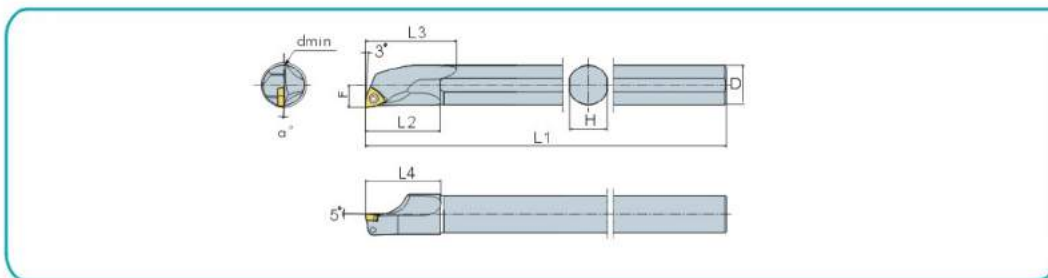
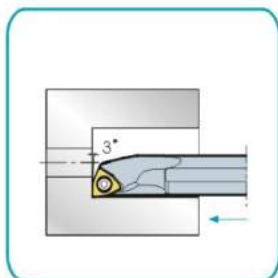
A
内孔车刀系列
Boring bar holder



型号 Designation	库存 Stock		尺寸 Size								刀片 Inserts	标准 刀尖 R	冷却液孔 Coolant Hole	形状 Shape	螺钉 Screw	扳手 Wrench	
	R	L	d _{min}	ΦD	H	L1	L2	L5	F	S							α°
A12M-SVZCR/L08AV			16	12	11	150	25.5	7.5	11.5	5.5	8°	VC□□0802□□	0.4	有	图2	M2.2X5	T-6
A16Q-SVZBR/L11AV			20	16	15	180	32.5	10	16	8	8°	VB□□1103□□				M2.5X8	T-8
A20R-SVZBR/L11AV			25	20	19	200	40.5	10	18	8	7°	VC□□1604□□			图1	M3.5X9	T-15
A25S-SVZBR/L16AV			34	25	24	250	30	17.5	20.5	8.5	5°	VB□□1604□□					
A32S-SVZBR/L16AV			40	32	31	250	72.5	17.5	28	12	5°	VB□□1604□□			图2		
S12M-SVZCR/L08AV			16	12	11	150	25.5	7.5	11.5	5.5	8°	VC□□0802□□	0.4	无	图2	M2.2X5	T-6
S16Q-SVZBR/L11AV			20	16	15	180	32.5	10	16	8	8°	VB□□1103□□				M2.5X8	T-8
S20R-SVZBR/L11AV			25	20	19	200	40.5	10	18	8	7°	VC□□1604□□			图1	M3.5X9	T-15
S25S-SVZBR/L16AV			34	25	24	250	30	17.5	20.5	8.5	5°	VB□□1604□□					
A32S-SVZBR/L16AV			40	32	31	250	72.5	17.5	28	12	5°	VB□□1604□□			图2		



SWUBR/L



A
内孔车刀系列
Boring bar holder

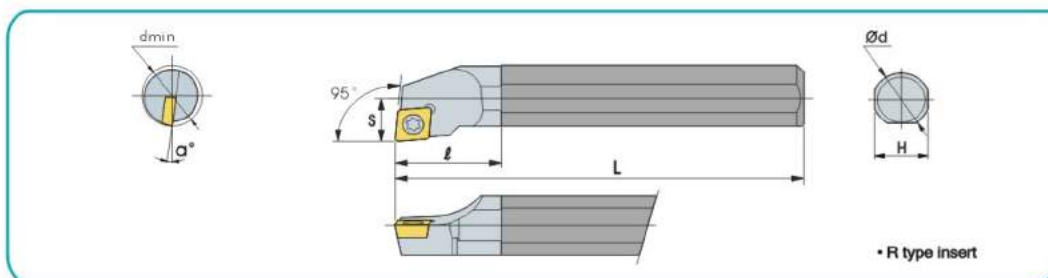
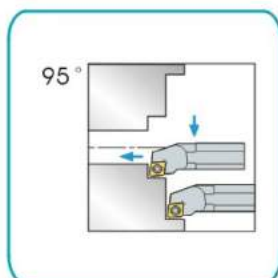
型号 Designation	库存 Stock		尺寸 Size									刀片 Inserts	标准刀尖 Std. corner radius	冷却液孔 Coolant Hole	螺钉 Screw	扳手 Wrench
	R	L	dmin	ΦD	H	L1	L2	L3	L4	F	α°					
A08K-SWUBR/L08AV			10	8	7	125	16	21	16	5	13°	WB□□0802□□	0.2	有	M2X5	T-6
A10K-SWUBR/L08AV			12	10	9	125	20	25	20	6	10°					
A12M-SWUBR/L11AV			14	12	11	150	24	30	24	7	4°	WP□□1102□□	0.4		M2.5X6	T-8
A16Q-SWUPR/L11AV			18	16	15	180	30	37	30	9	1°					
A16Q-SWUPR/L16AV			18	16	15	180	30	37	30	9	3.5°	WP□□1603□□	0.8		M3.5X9	T-15
A20R-SWUPR/L16AV			22	20	19	200	36	46	37	11	2°					
S08K-SWUBR/L08AV			10	8	7	125	16	21	16	5	13°	WB□□0802□□	0.2	无	M2X5	T-6
S10K-SWUBR/L081AV			12	10	9	125	20	25	20	6	10°					
S12M-SWUBR/L11AV			14	12	11	150	24	30	24	7	4°	WP□□1102□□	0.4		M2.5X6	T-8
S16Q-SWUPR/L11AV			18	16	15	180	30	37	30	9	1°					
S16Q-SWUPR/L16AV			18	16	15	180	30	37	30	9	3.5°	WP□□1603□□	0.8		M3.5X9	T-15
S20R-SWUPR/L16AV			22	20	19	200	36	46	37	11	2°					

A 内孔车刀系列 **S**
Boring bar holder



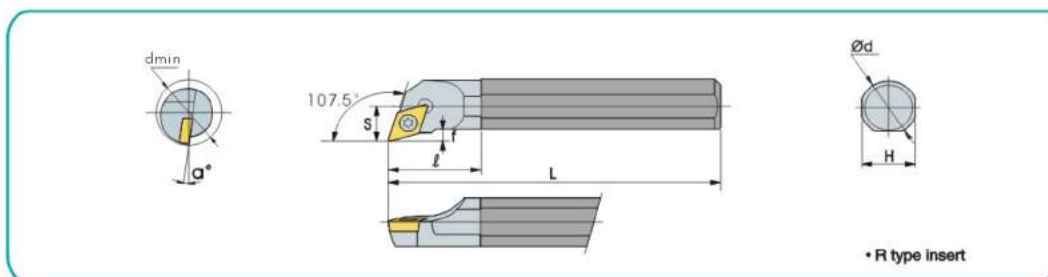
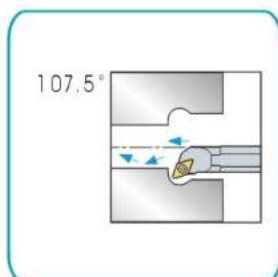


SCLCR/L



型号 Designation	库存 Stock		尺寸 Size							刀片 Inserts	螺钉 Screw	扳手 Wrench
	R	L	dmin	Φd	S	L	ℓ	H	α°			
C07K-SCLCR/L06	●		Φ8	8	5	125	18	7	15°	CC□□0602□□	M2.5X5	T-8
C08K-SCLCR/L06	●		Φ9	8	5.5	125	18	7	13°		M2.5X6	
C10M-SCLCR/L06	●		Φ11	10	7	125	22	9	12°			
C12Q-SCLCR/L06	●		Φ13	12	8	150	25	11	10°			
C12Q-SCLCR/L09	●		Φ16	14	5.5	150	27	13	10°	CC□□09T3□□	M3.5X9	T-15
C16R-SCLCR/L09	●		Φ17	16	11	180	34	15	10°			
C20S-SCLCR/L09	●		Φ21	20	13	180	38	18	8°			
C25T-SCLCR/L09	●		Φ26	25	17	200	45	23	6°			

SDQCR/L

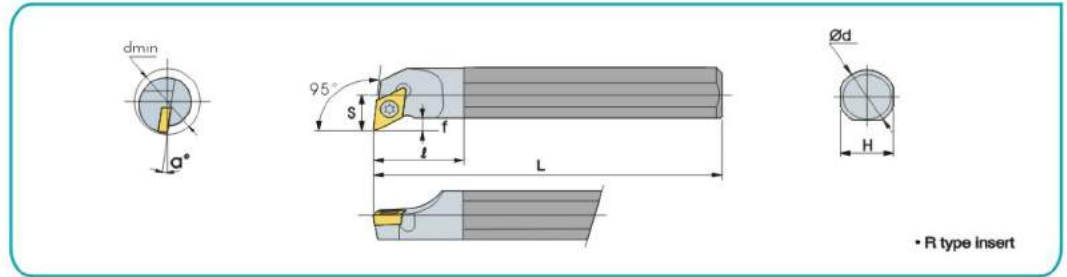
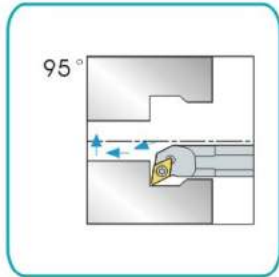


型号 Designation	库存 Stock		尺寸 Size							刀片 Inserts	螺钉 Screw	扳手 Wrench		
	R	L	dmin	Φd	S	L	ℓ	H	f				α°	
C08K-SDQCR/L07	●		Φ10	7	6	125	18	7	1.7	12°	DC□□0702□□	M2.5X5	T-8	
C10M-SDQCR/L07	●		Φ11	10	7	125	24	9	1.7	10°				M2.5X6
C12Q-SDQCR/L07	●		Φ15	12	9	150	30	11	2.7	8°				
C16R-SDQCR/L07	●		Φ17	16	11	180	30	15	2.7	6°				
C20S-SDQCR/L11	●		Φ23	20	13	180	42	18	2.7	5°	DC□□11T3□□	M3.5X9	T-15	
C25T-SDQCR/L11	●		Φ29	25	17	200	42.5	23	4	4°				



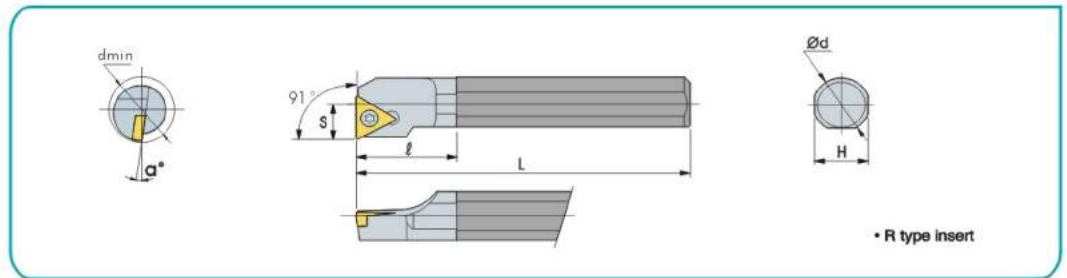
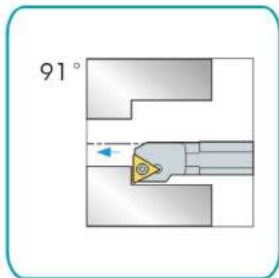
SDUCR/L

A
内孔车刀系列
Boring bar holder



型号 Designation	库存 Stock		尺寸 Size							刀片 Inserts	螺钉 Screw	扳手 Wrench	
	R	L	dmin	Φd	S	L	l	H	α°				
C10M-SDUCR/L07	●		Φ15	10	8	125	25	9	2.7	10°	DC□□0702□□	M2.5X 5	T-8
C12Q-SDUCR/L07	●		Φ17	12	9	150	25	11	2.7	8°		M2.5X 6	
C16R-SDUCR/L07	●		Φ22	16	11	180	30	15	2.7	6°			
C16R-SDUCR/L11	●		Φ19	16	11	180	34	15	2.7	8°	DC□□11T3□□	M3.5X 9	T-15
C20S-SDUCR/L11	●		Φ23	20	13	180	40	18	2.7	6°			
C25T-SDUCR/L11	●		Φ29	25	17	200	42	23	4	5°			

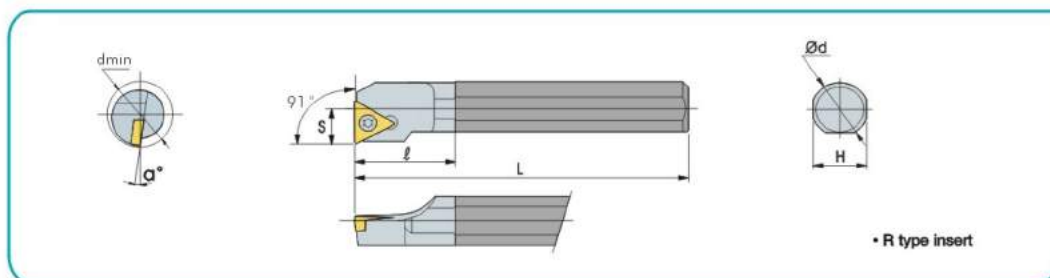
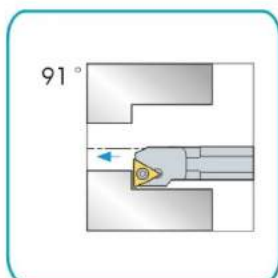
STFPR/L



型号 Designation	库存 Stock		尺寸 Size							刀片 Inserts	螺钉 Screw	扳手 Wrench
	R	L	dmin	Φd	S	L	l	H	α°			
C08K-STFPR/L09	●		Φ9	8	5.5	125	20	7	15°	TP□□0902□□	M2.5X6	T6
C10M-STFPR/L09	●		Φ11	10	6	125	24	9	13°			
C12Q-STFPR/L09	●		Φ13	12	7	150	27	11	10°			
C10M-STFPR/L11	●		Φ11	10	6	125	24	9	12°	TP□□1102□□	M3X6	T-8
C12Q-STFPR/L11	●		Φ13	12	7	150	26	11	10°			
C16R-STFPR/L11	●		Φ17	16	9	180	32	15	8°			
C20S-STFPR/L11	●		Φ21	20	11	180	40	18	6°			

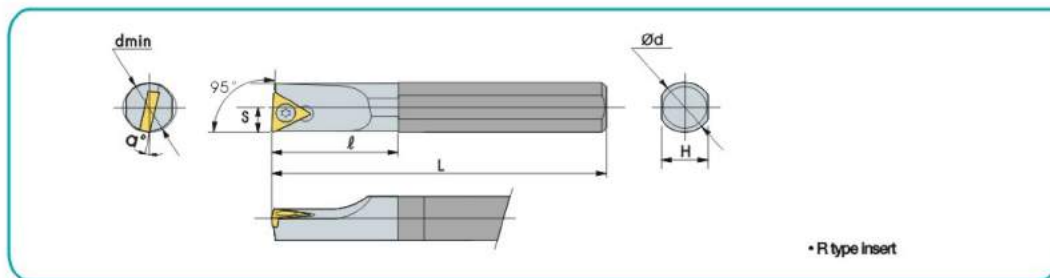
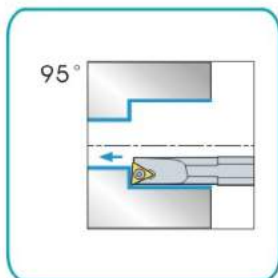


STFCR/L



型号 Designation	库存 Stock		尺寸 Size							刀片 Inserts	螺钉 Screw	扳手 Wrench
	R	L	dmin	Φd	S	L	ℓ	H	α°			
C08K-STFCR/L09	●		Φ9	8	5.5	125	20	7	15°	TC□□0902□□	M2.2X5	T6
C10M-STFCR/L09	●		Φ11	10	6	125	24	9	13°			
C12Q-STFCR/L09	●		Φ13	12	7	150	27	11	10°			
C10M-STFCR/L11	●		Φ11	10	6	125	24	9	12°	TC□□1102□□	M2.5X6	T-8
C12Q-STFCR/L11	●		Φ13	12	7	150	26	11	10°			
C16R-STFCR/L11	●		Φ17	16	9	180	32	15	8°			
C20S-STFCR/L11	●		Φ21	20	11	180	40	18	6°			
C20S-STFCR/L16	●		Φ22	20	11.5	180	42	18	8°	TC□□16T3□□	M3.5X9	T-15
C25T-STFCR/L16	●		Φ26	25	14	200	42	23	6°			

STUPR/L

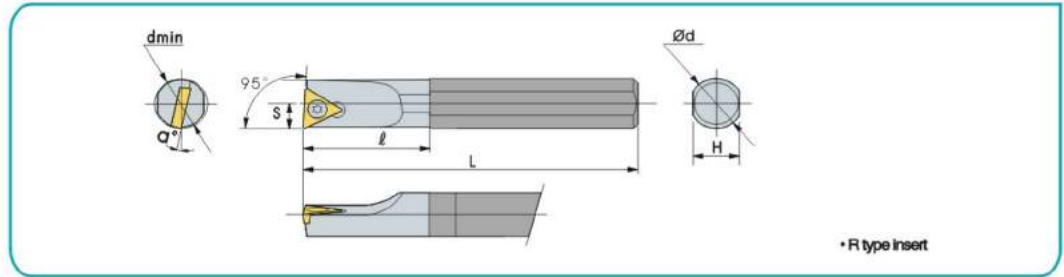
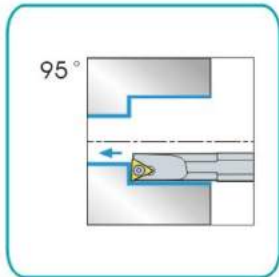


型号 Designation	库存 Stock		尺寸 Size							刀片 Inserts	螺钉 Screw	扳手 Wrench
	R	L	dmin	Φd	S	L	ℓ	H	α°			
C08K-STUPR/L09	●		Φ9	8	5.5	125	20	7	15°	TP□□0902□□	M2.5X6	T6
C10M-STUPR/L09	●		Φ11	10	6	125	24	9	13°			
C12Q-STUPR/L09	●		Φ13	12	7	150	27	11	10°			
C10M-STUPR/L11	●		Φ11	10	6	125	24	9	12°	TP□□1102□□	M3X6	T-8
C12Q-STUPR/L11	●		Φ13	12	7	150	26	11	10°			
C16R-STUPR/L11	●		Φ17	16	9	180	32	15	8°			
C20S-STUPR/L11	●		Φ21	20	11	180	40	18	6°			



STUCR/L

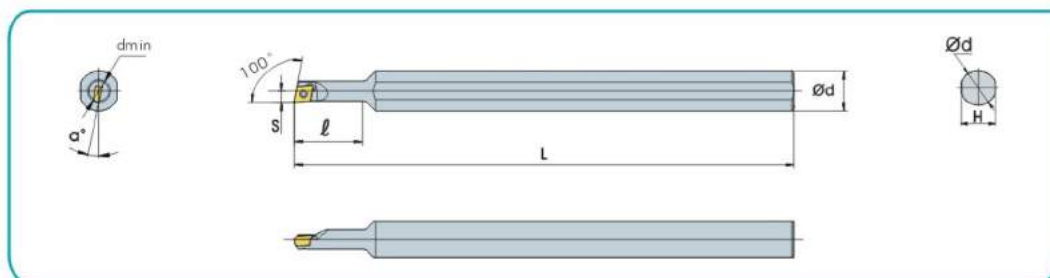
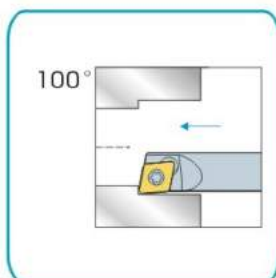
A
内孔车刀系列
Boring bar holder



型号 Designation	库存 Stock		尺寸 Size							刀片 Inserts	螺钉 Screw	扳手 Wrench
	R	L	dmin	Φd	S	L	l	H	α°			
C08K-STUCR/L09	●		Φ9	8	5.5	125	20	7	15°	TC□□0902□□	M2.2X5	T6
C10M-STUCR/L09	●		Φ11	10	6	125	24	9	13°			
C12Q-STUCR/L09	●		Φ13	12	7	150	27	11	10°			
C10M-STUCR/L11	●		Φ11	10	6	125	24	9	12°	TC□□1102□□	M2.5X6	T-8
C12Q-STUCR/L11	●		Φ13	12	7	150	26	11	10°			
C16R-STUCR/L11	●		Φ17	16	9	180	32	15	8°			
C20S-STUCR/L11	●		Φ21	20	11	180	40	18	6°			
C20S-STUCR/L16	●		Φ22	20	11.5	180	42	18	8°	TC□□16T3□□	M3.5X9	T-15
C25T-STUCR/L16	●		Φ26	25	14	200	42	23	6°			



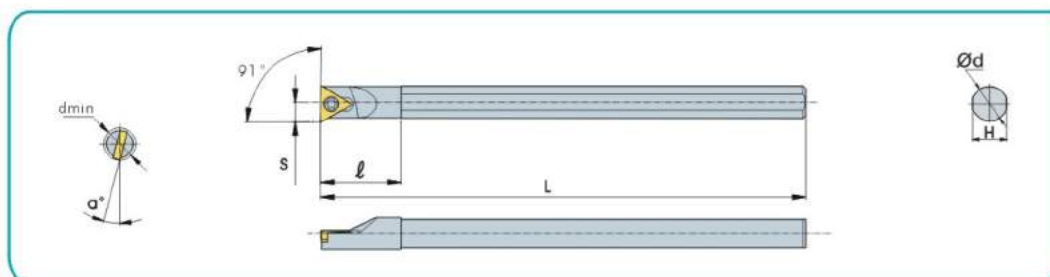
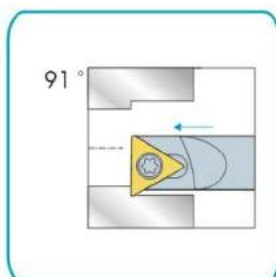
SEXP



型号 Designation	库存 Stock		尺寸 Size						刀片 Inserts	螺钉 Screw	扳手 Wrench
	R	L	dmin	Φd	S	L	l	H			
S08H-SEXP045-A10	●		5.7	10	2.85	100	17	9	EPG040104	M2X4	T6
S08H-SEXP047-A12	●		7.1	12	3.55	100	20	11			

A 内孔车刀系列
Boring bar holder

STFB


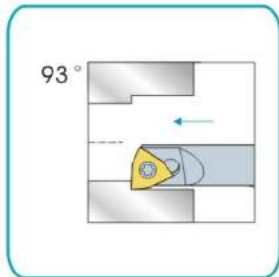


型号 Designation	库存 Stock		尺寸 Size						刀片 Inserts	螺钉 Screw	扳手 Wrench
	R	L	dmin	Φd	S	L	l	H			
S06G-STFB06-06			7	6	3.6	90	3.6	5.2	TBGT060102	M2X4	T6
S06J-STFB06-A08			7	8	3.6	110	3.6	7			
S06J-STFB06-A10	●		7	10	3.6	110	3.6	9			
S06J-STFB06-A12	●		7	12	3.6	110	3.6	10			



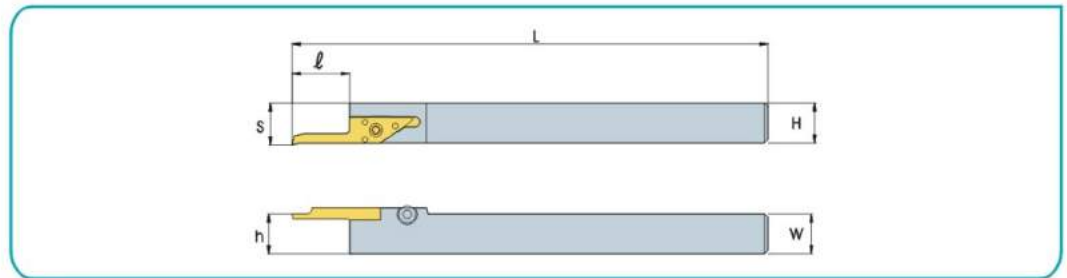
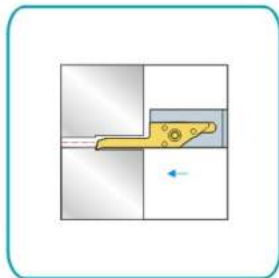
SWUB

A
内孔车刀系列
Boring bar holder



型号 Designation	库存 Stock		尺寸 Size						刀片 Inserts	螺钉 Screw	扳手 Wrench
	R	L	dmin	Φd	S	L	l	H			
S05H-SWUBR02-A10			6	10	3	19	100	9	WBGTO20102	M2X4	T6

SVNR



型号 Designation	库存 Stock		尺寸 Size						刀片 Inserts	螺钉 Screw	扳手 Wrench
	R	L	dmin	S	L	l	H	W			
SVNR1212K-12N			4	12.6	142	17	12	12	VNBR0411-02	M3X8,M3X4NC	T8,L1.5

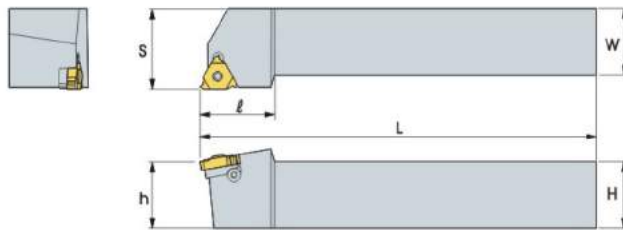
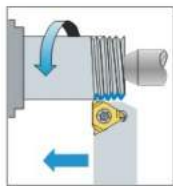
A 螺纹车刀系列
Threading holder





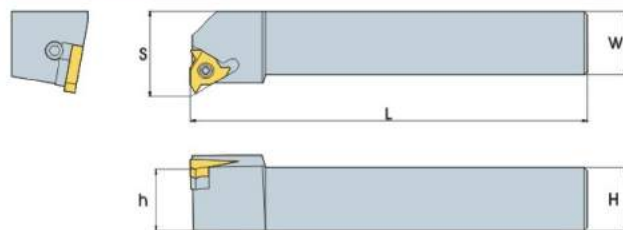
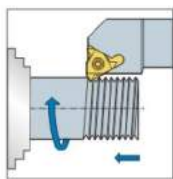
>>> SER/L

A
螺纹车刀系列
Threading holder



型号 Designation	库存 Stock		尺寸 Size							刀片 Inserts	刀垫 Shim	螺钉 Screw	螺钉 Screw	扳手 Wrench
	R	L	H	W	L	S	h	t						
SER/L 1212F11	●	●	12	12	80	16	12	20.5	11ER/L□□□□	X	M2.5X8	X	T-8	
1212F16	●	●	12	12	80	16	12	22			M3.5 X9		T-15	
1616H16	●	●	16	16	100	20	16	20.5	16ER/L□□□□	STM16	M3.5X 12	M3X6N	T-15	
2020K16	●	●	20	20	125	25	20	30						
2525M16	●	●	25	25	150	32	25	30						
3232P16	●	●	32	32	170	40	32	30						
2525M22	●	●	25	25	150	32	25	36	22ER/L□□□□	STM22R STM22L	M4 X16	M4X6N	T-20	
3232P22	●	●	32	32	170	40	32	36						
4040R22	●		40	40	200	50	40	36						
3232P27	●		32	32	170	40	32	40	27ER/L□□□□	STM27	M5 X20	M4X 6N	T-20	
4040R27	●		40	40	200	50	40	40						

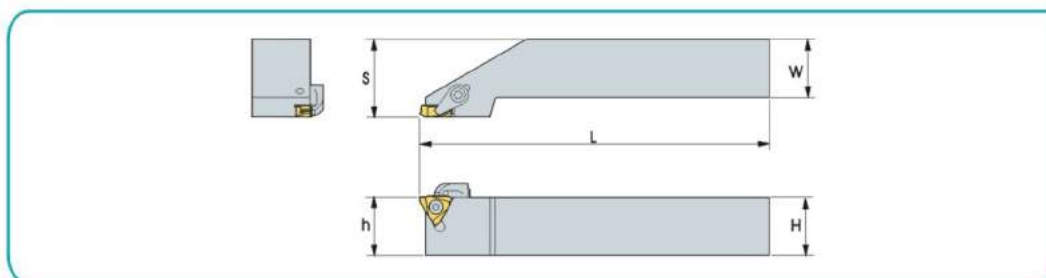
>>> B-SER/L



型号 Designation	库存 Stock		尺寸 Size							刀片 Inserts	刀垫 Shim	螺钉 Screw	螺钉 Screw	扳手 Wrench
	R	L	H	W	L	S	h	t						
B-SER/L 1212H16	●	●	12	12	100	17.2	12	17.8	16ER/L□□□□	X	M3.5X9	X	T-15	
1414H16	●	●	14	14	100	17.2	14	17.8						
1616H16	●	●	16	16	100	20	16	23		STM16	M3.5X 12	M3X6N	T-15	
2020K16	●	●	20	20	125	20	20	23						



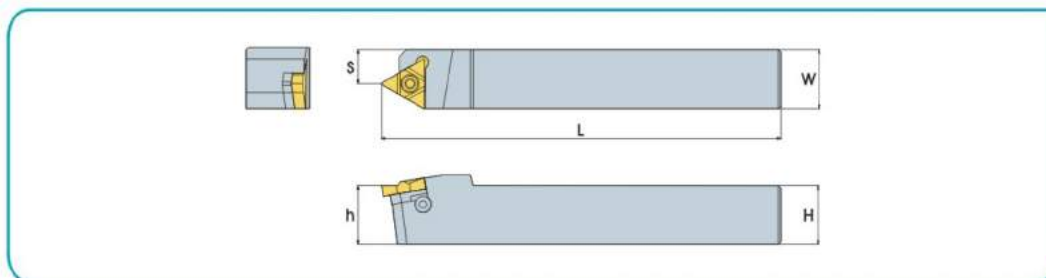
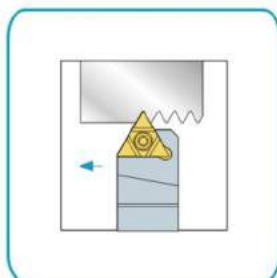
》》 SER/L-V



型号 Designation	库存 Stock		尺寸 Size				刀片 Inserts	压板 Clamp	双头螺钉 Screw	螺钉 Screw	扳手 Wrench
	R	L	H=(h)	H	L	S					
SER/L-V 1616H16			16	16	100	16					
2020K16			20	20	125	20	16ER/L□□□□	CS6R1	ML0622	M3.5X9	T15
2525M16			25	25	150	25					

A
螺纹车刀系列
Threading holder

》》 SER-U

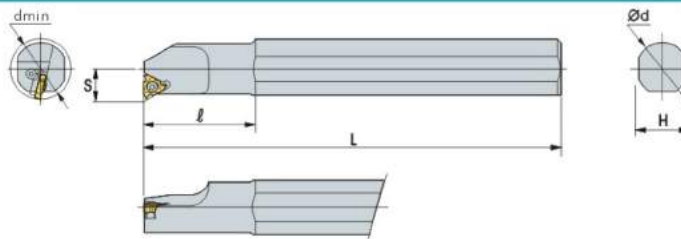
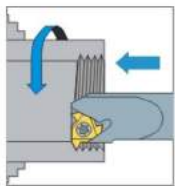


型号 Designation	库存 Stock		尺寸 Size				刀片 Inserts	刀垫 Shim	螺钉 Screw	螺钉 Screw	扳手 Wrench
	R	L	H=(h)	H	L	S					
SER-U 2525M22			25	25	150	14					
3232P22			32	32	170	21.5	4UE□□□□	YE4U	M4X16	M4X6N	T20



SNR/L

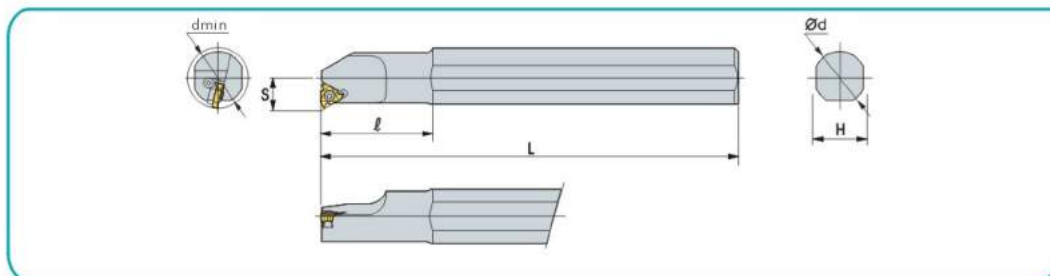
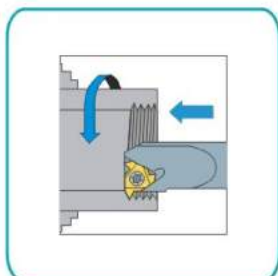
A
螺纹车刀系列
Threading holder



型号 Designation	库存 Stock		尺寸 Size						刀片 Inserts	刀垫 Shim	螺钉 Screw	螺钉 Screw	扳手 Wrench
	R	L	dmin	Φd	H	L	S	ℓ					
SNR/L 0008K08	●		9.9	08	7	125	5.5	20	08NR/L□□□□		M2.2X5		T-6
0010K11	●	●	13	10	9	125	7.3	25	11NR/L□□□□	X	M2.5X8	X	T-8
0010K11-A16	●		13	16	15	125	7.3	30					
0012K11	●	●	15	12	11	125	8.4	28					
0012K11-A16	●		15	16	15	125	8.4	36					
0013M16	●	●	17	16	15	150	10.3	32					
0016Q16	●	●	20	16	15	180	11.5	40					
0020Q16	●	●	24	20	18	180	13.4	40	16NR/L□□□□	STM16	M3.5 X12	M3X6N	T-15
0025R16	●	●	29	25	23	200	16.3	45					
0032S16	●	●	36	32	30	250	19.6	50					
0040T16	●		44	40	38	300	23.8	55					
0050U16	●		56	50	48	350	28.7	60					
0020Q-22		●	27	20	18	180	14.9	40					
0025R-22	●	●	32	25	23	200	18.1	45					
0032S-22	●	●	39	32	30	250	21.5	50					
0040T-22	●		47	40	38	300	25.8	55					
0050U-22			57	50	48	350	20.6	70					
0032S-27			40	32	30	250	22.4	60	27NR/L□□□□	STM27	M5 X20	M4X6N	T-20
0040T-27			48	50	36	300	26.4	60					
0050U-27			58	60	45	350	31.4	75					



»» SIR/L



A 螺纹车刀系列
Threading holder

型号 Designation	库存 Stock		尺寸 Size						刀片 Inserts	刀垫 Shim	螺钉 Screw	螺钉 Screw	扳手 Wrench
	R	L	dmin	Ød	H	L	S	l					
SIR/L 0008K08	●		9.9	08	7	125	5.0	21					
008K08-A10	●		9.9	10	9	125	5.0	24	08IR/L□□□□	X	M2.2X5	X	T-6
008K08-A16			9.9	16	15	125	5.0	24					

A

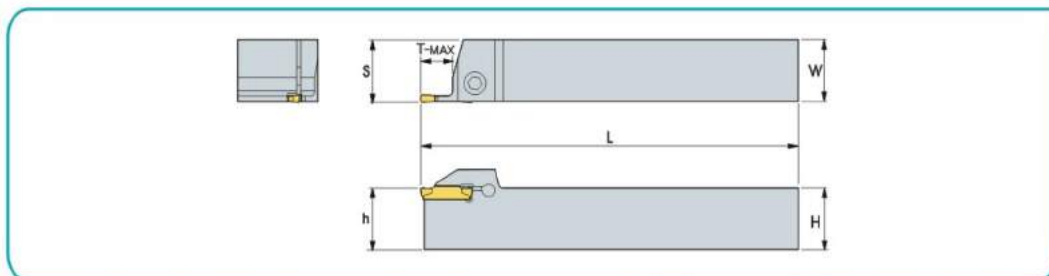
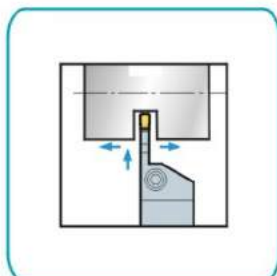
切槽车刀系列

Tool holder for grooving





MGEHR/L

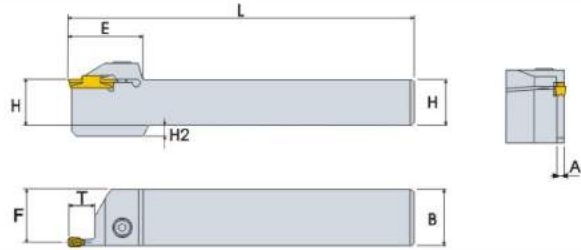
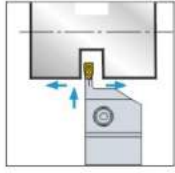


A
切槽车刀系列
Tool holder for grooving

型号 Designation	库存 Stock		尺寸 Size					刀片 Inserts	螺钉 Screw	扳手 Wrench
	R	L	H=h	W	L	S	T-MAX			
MGEHR/L 1616-1.5	●	●	16	16	100	16.2	15	MGMN150-G	M5X12N	L4.0
2020-1.5	●	●	20	20	125	20.2	15			
1616-2	●	●	16	16	100	16.25	15	MGMN200-G MGMN200-M	M5X16N	L4.0
2020-2	●	●	20	20	125	20.25	15			
2525-2	●	●	25	25	150	25.25	15	MGMN200□□-□□		
1616-2.5	●	●	16	16	100	16.30	17	MGMN250-G MGMN250-M	M5X16N	L4.0
2020-2.5	●	●	20	20	125	20.30	17			
2525-2.5	●	●	25	25	150	25.30	17			
1616-3	●	●	16	16	100	16.35	19	MGMN300-M/T		
2020-3	●	●	20	20	125	20.4	19			
2020-3-T10	●	●	20	20	125	20.4	10	MGMN300-□□-M		
2525-3	●	●	25	25	150	25.4	19	MRMN300-M		
2525-3-T10	●	●	25	25	150	25.4	10	MGMR300-□□-□□		
3232-3	●	●	32	32	170	32.4	19	MGMR300-□□-L/R		
2020-4	●	●	20	20	125	20.4	19	MGMN400-M/T		
2020-4-T10	●	●	20	20	125	20.4	10			
2525-4	●	●	25	25	150	25.4	19	MGMN400-□□-M	M6X20N	L5.0
2525-4-T10	●	●	25	25	150	25.4	10			
3232-4	●	●	32	32	170	32.4	19	MRMN400-M		
2525-5	●	●	25	25	150	25.5	24	MGMN500-M/T		
2525-5-T15			25	25	150	25.5	15	MGMN500-□□-M		
3232-5			32	32	170	32.5	24	MRMN500-M		
2020-6			20	20	125	20.6	24	MGMN600-M/T		
2020-6-T15			20	20	125	20.6	15			
2525-6			25	25	150	25.6	24	MGMN600-□□-M		
2525-6-T15			25	25	150	25.6	15	MRMN600-M		
3232-6			32	32	170	32.6	24			



TTER/L

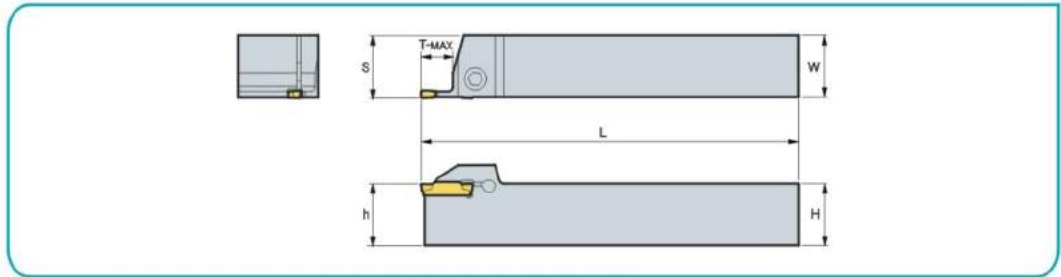
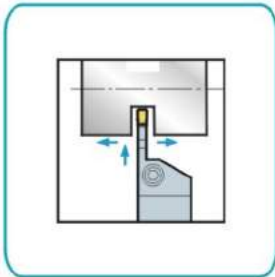


A
切槽车刀系列
Grooving tool series

型号 Designation	库存 Stock		尺寸 Size								刀片 Inserts	螺钉 Screw	扳手 Wrench			
	R	L	H	B	L	F	E	A	H2	Tmax						
TTER/L 1616-2T08			16	16	110	15.1	33			4	8.0	TD□□ 2	M5X16N	L-W4		
TTER/L 2020-2T08			20	20	125	19.1				1.8						4
TTER/L 2525-2T08			25	25	150	24.1										4
TTER/L 1616-2			16	16	110	15.1	32		4							
TTER/L 2020-2			20	20	125	19.1			4	17.0						
TTER/L 2525-2			25	25	150	24.1					37					4
TTER/L 1616-2T17			16	16	110	15.1	32	2.4								4
TTER/L 2020-2T17			20	20	125	19.1			4	12.0						
TTER/L 2525-2T17			25	25	150	24.1					4				20.0	
TTER/L 1616-3T09			16	16	110	14.8	38.5					4	25.0			
TTER/L 2020-3T09			20	20	125	18.8			44.5					4		
TTER/L 2525-3T09			25	25	150	23.8					4				12.0	
TTER/L 1616-3			16	16	110	14.8	32	2.4				4	9.0			
TTER/L 2020-3			20	20	125	18.8			4	12.0						
TTER/L 2525-3			25	25	150	23.8					4			20.0		
TTER/L 1616-3T20			16	16	110	14.8	45					4	25.0			
TTER/L 2020-3T20			20	20	125	18.8			4	12.0						
TTER/L 2525-3T20			25	25	150	23.8					4			20.0		
TTER/L 2525-3T25			25	25	150	23.8	32	3.0				4	10.0			
TTER/L 1616-4T10			16	16	110	14.8			33						4	15.0
TTER/L 2020-4T10			20	20	125	18.8					4			25.0		
TTER/L 2525-4T10			25	25	150	23.8	4	12.0								
TTER/L 1616-4			16	16	110	14.8			37	4.0		4	20.0			
TTER/L 2020-4			20	20	125	18.8					4			32.0		
TTER/L 2525-4			25	25	150	23.8	4	12.0								
TTER/L 1616-4T25			16	16	110	14.8			37	4.0		4	20.0			
TTER/L 2020-4T25			20	20	125	18.8					4			32.0		
TTER/L 2525-4T25			25	25	150	23.8	4	12.0								
TTER/L 2020-5T12			20	20	125	18.1			56			4	12.0			
TTER/L 2525-5T12			25	25	150	23.8					4			20.0		
TTER/L 2020-5			20	20	125	18.1	4	32.0								
TTER/L 2525-5			25	25	150	23.8			4	12.0						
TTER/L 2525-5T32			25	25	150	23.8					4	32.0				



MQE

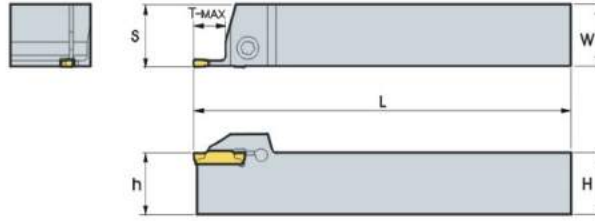
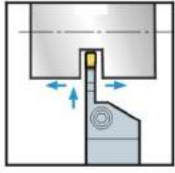


A
切槽车刀系列
Tool holder for grooving

型号 Designation	库存 Stock		尺寸 Size					刀片 Inserts	螺钉 Screw	扳手 Wrench
	R	L	Φd	H	L	S	ℓ			
MQEDR/L1616-2.5-10T			16X16	125	16.2	16	10	Z□ED025□□	M5X20N	L4
1616-2.5			16X16	125	16.2	16	17			
2020-2.5-10T			20X20	125	20.2	20	10			
2020-2.5			20X20	125	20.2	20	17			
2525-2.5-10T			25X25	150	25.2	25	10			
2525-2.5			25X25	150	25.2	25	17			
1616-3-T10			16X16	125	16.3	16	10	Z□ED03□□	M5X20N	L4
1616-3			16X16	125	16.3	16	17			
2020R/L10			20X20	125	20.3	20	10	Z□ED03□□	M6X20N	L5
2020-3			20X20	125	20.3	20	17			
2525-3-T10			25X25	150	25.3	25	10			
2525-3			25X25	150	25.3	25	17			
2020-4-T13			20X20	140	20.5	20	13	Z□ED04□□	M6X20N	L5
2020-4			20X20	140	20.5	20	22			
2525-4-T13			25X25	150	25.5	25	13			
2525-4			25X25	150	25.5	25	22			
3232-4-T13			32X32	170	32.5	32	13			



CGWSR/L

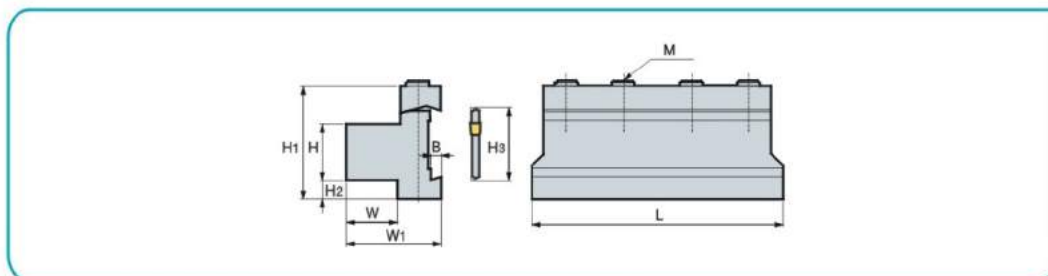
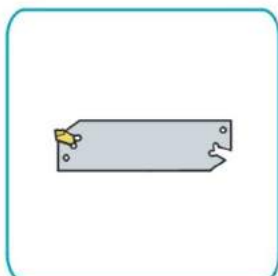


A
切槽车刀系列
Grooving tool series

型号 Designation	库存 Stock		尺寸 Size						刀片 Inserts	螺钉 Screw	扳手 Wrench
	R	L	h	W	H	L	S	T			
CGWSR/L 1616-W2-L			16	16	16	100	16.2	16.5	WGE20 WGE20R/L	M5X20N	L4.0
2020-W2-L			20	20	20	125	20.2	16.5			
2525-W2-L			25	25	25	150	25.2	16.5			
1616-W3			16	16	16	100	16.4	13.5	WGE30 WGE30R/L WGT30 WGR30	M6X20N	L5.0
2020-W3			20	20	20	125	20.4	13.5			
2525-W3			25	25	25	150	25.4	13.5			
1616-W3-L			16	16	16	100	16.4	20.5	WGE30 WGE30R/L WGT30 WGR30		
2020-W3-L			20	20	20	125	20.4	20.5			
2525-W3-L			25	25	25	150	25.4	20.5			
2020-W4			20	20	20	125	20.4	14.5	WGE40,WGE40R/L WGT40,WGR40		
2525-W4			25	25	25	150	25.4	14.5			
2020-W4-L			20	20	20	125	20.4	25.5	WGE40,WGE40R/L WGT40,WGR40		
2525-W4-L			25	25	25	150	25.4	25.5			
2020-W5			20	20	20	125	20.4	14.5	WGE50,WGE50R/L WGT50,WGR50		
2525-W5			25	25	25	150	25.4	14.5			
2020-W5-L			20	20	20	125	20.4	25.5	WGE50,WGE50R/L WGT50,WGR50		
2525-W5-L			25	25	25	150	25.4	25.5			

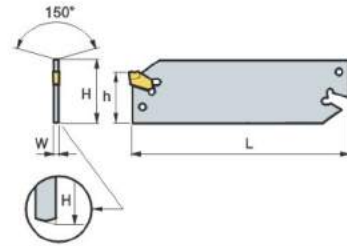
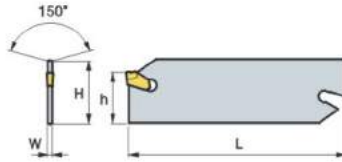
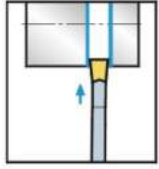


>>> SMBB




A
切槽车刀系列
Tool holder for grooving

型号 Designation	库存 Stock		尺寸 Size									刀片 Inserts	 扳手 Wrench
	R	L	H	W	H3	L	H1	H2	W1	B	M		
SMBB 1626	●		16	12	26	86	43	13	30	5.3	3-M6	SPB□□□(S)	L5.0
2026	●		20	19	26	86	43	9	38	5.3	3-M6		
2032	●		20	19	32	100	50	13	38	5.3	4-M6		
2526	●		25	23	26	86	43	4	42	5.3	3-M6		
2532	●		25	23	32	110	50	8	42	5.3	4-M6		
3232	●		32	30	32	110	54	5	48	5.3	4-M6		

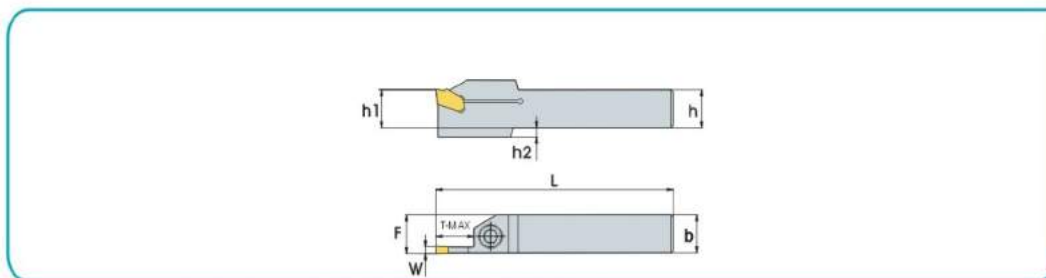
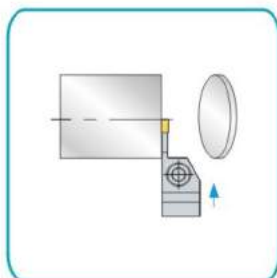


A
切槽车刀系列
Classified by application tool

型号 Designation	库存 Stock		尺寸 Size				刀片 Inserts	 扳手 Wrench
	R	L	H	W	L	H		
SPB 226			26	1.6	110	21	SP200, 200R/L	SW80-S
326			26	2.4	110	21	SP300, 300R/L	
426			26	3.2	110	21	SP400, 400R/L	
526			26	4.0	110	21	SP500, 500R/L	
626			26	5.2	110	21	SP600, 600R/L	
232			32	1.6	150	25	SP200, 200R/L	
332			32	2.4	150	25	SP300, 300R/L	
432			32	3.2	150	25	SP400, 400R/L	
532			32	4.0	150	25	SP500, 500R/L	
632			32	5.2	150	25	SP600, 600R/L	
SPB 226-S	●		26	1.6	110	21	SP200, 200R/L	
326-S	●		26	2.4	110	21	SP300, 300R/L	
426-S	●		26	3.2	110	21	SP400, 400R/L	
526-S	●		26	4.0	110	21	SP500, 500R/L	
626-S	●		26	5.2	110	21	SP600, 600R/L	
232-S	●		32	1.6	150	25	SP200, 200R/L	
332-S	●		32	2.4	150	25	SP300, 300R/L	
432-S	●		32	3.2	150	25	SP400, 400R/L	
532-S			32	4.0	150	25	SP500, 500R/L	
632-S			32	5.2	150	25	SP600, 600R/L	



>>> ZQ, QZQ



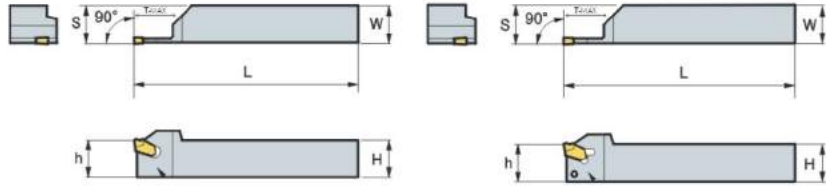
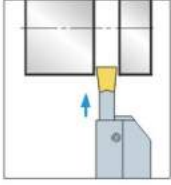
A
切槽车刀系列
Tool holder for grooving


型号 Designation	库存 Stock		尺寸 Size					刀片 Inserts	螺钉 Screw	扳手 Wrench
	R	L	h=b	H1	L	F	T-MAX			
ZQ 1616R/L-02	●	●	16	16	100	16.3	16	SP200, 200R/L	M4X16N	L3.0
2020R/L-02	●	●	20	20	125	20.3	16			
1616R/L-03	●	●	16	16	100	16.3	16	SP300, 300R/L	M5X20N	L4.0
2020R/L-03	●	●	20	20	125	20.3	20			
2020R/L03-25	●		20	20	125	25.3	25			
2525R/L-03	●		25	25	150	20.3	20			
2525R/L03-25	●		25	25	150	25.3	25			
3232R/L-03	●		32	32	170	32.3	20			
1616R/L-04	●	●	16	16	100	16.3	16	SP400, 400R/L	M5X20N	L4.0
2020R/L-04	●	●	20	20	125	20.3	20			
2020R/L04-25	●	●	20	20	125	25.3	25			
2525R/L-04	●	●	25	25	150	25.3	20			
2525R/L04-25	●		25	25	150	32.3	25			
3232R/L-04	●		32	32	170	32.3	20			

型号 Designation	库存 Stock		尺寸 Size					刀片 Inserts	螺钉 Screw	扳手 Wrench
	R	L	h=b	H1	L	F	T-MAX			
QZQ 1616R/L-02			16	16	100	16.3	16	SP200, 200R/L	M4X16N	L3.0
2020R/L-02			20	20	125	20.3	16			
1616R/L-03			16	16	100	16.3	16	SP300, 300R/L	M5X20N	L4.0
2020R/L-03			20	20	125	20.3	20			
2020R/L03-25			20	20	125	25.3	25			
2525R/L-03			25	25	150	20.3	20			
2525R/L03-25			25	25	150	25.3	25			
3232R/L-03			32	32	170	32.3	20			
1616R/L-04			16	16	100	16.3	16	SP400, 400R/L	M5X20N	L4.0
2020R/L-04			20	20	125	20.3	20			
2020R/L04-25			20	20	125	25.3	25			
2525R/L-04			25	25	150	25.3	20			
2525R/L04-25			25	25	150	32.3	25			
3232R/L-04			32	32	170	32.3	20			



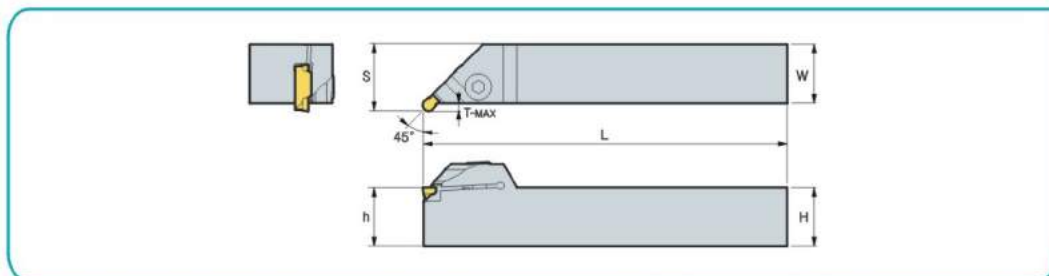
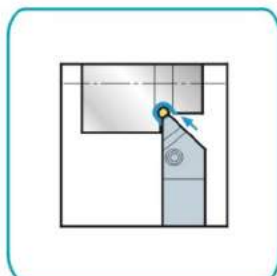
A
切槽车刀系列
Tool holder for grooving



型号 Designation	库存 Stock		尺寸 Size					刀片 Inserts	 扳手 Wrench
	R	L	H=h	W	L	S	T-MAX		
SPH 316R/L			16	16	100	16.3	16	SP300, 300R/L	SW80-S
320R/L			20	20	120	20.3	20	SP300, 300R/L	
420R/L			20	20	120	20.4	25	SP400, 400R/L	
520R/L			20	20	120	20.5	30	SP500, 500R/L	
325R/L			25	25	150	25.3	25	SP300, 300R/L	
425R/L			25	25	150	25.4	30	SP400, 400R/L	
525R/L			25	25	150	25.5	35	SP500, 500R/L	
SPH 316R/L-S			16	16	100	16.3	16	SP300, 300R/L	
320R/L-S			20	20	120	20.3	20	SP300, 300R/L	
420R/L-S			20	20	120	20.4	25	SP400, 400R/L	
520R/L-S			20	20	120	20.5	30	SP500, 500R/L	
325R/L-S			25	25	150	25.3	25	SP300, 300R/L	
425R/L-S			25	25	150	25.4	30	SP400, 400R/L	
525R/L-S			25	25	150	25.5	35	SP500, 500R/L	

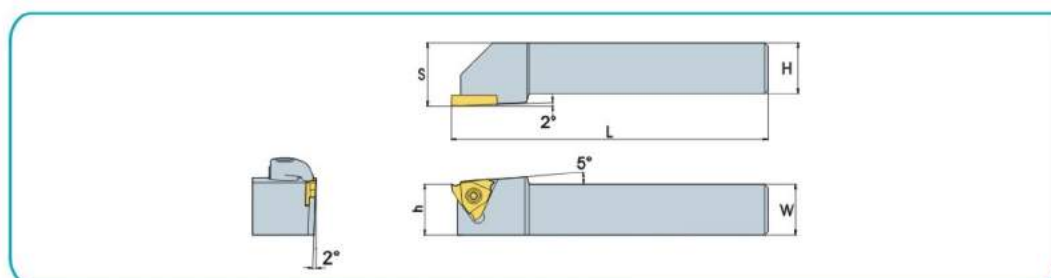
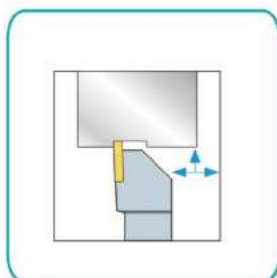


MGEUR/L



型号 Designation	库存 Stock		尺寸 Size					刀片 Inserts	螺钉 Screw	扳手 Wrench
	R	L	H=h	W	L	S	T-MAX			
MGEUR/L 2020-3	●		20	20	125	23	3	MRMN300-M	M6X20N	L5.0
2525-3	●		25	25	150	28	3			
3232-3			32	32	170	35	3			
2020-4	●		20	20	125	23	3	MRMN400-M		
2525-4	●		25	25	150	28	3			
3232-4			32	32	170	35	3			

JSTGR/L

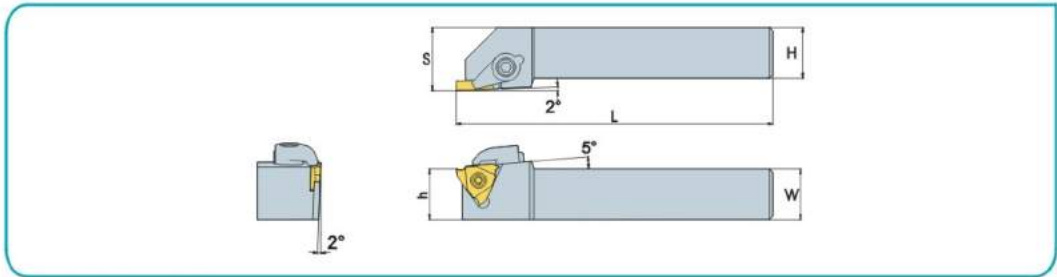
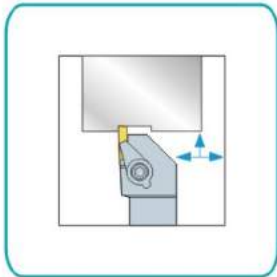


型号 Designation	库存 Stock		尺寸 Size					刀片 Inserts	螺钉 Screw	扳手 Wrench
	R	L	W	H	S	L	h			
JSTGR/L1212-H16C	●	●	12	12	16	100	12	JTGR/L3□□□ TGF32R/L	M3.5X9	T15
1616-H16C	●	●	16	16	20	100	16			
2020-K16C	●	●	20	20	25	125	20			
2525-M16C	●	●	25	25	32	150	25			
2020-K22C	●	●	20	20	25	125	20	JTGR/L4□□□ TGF43R/L	M5X12	T20
2525-M22C			25	25	32	150	25			



SGBA/L, SWTR/L

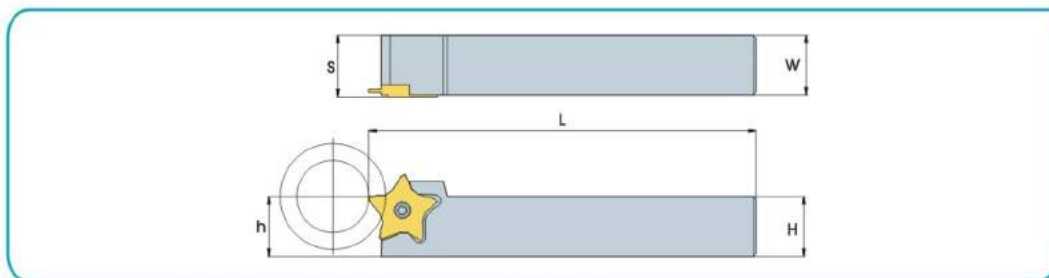
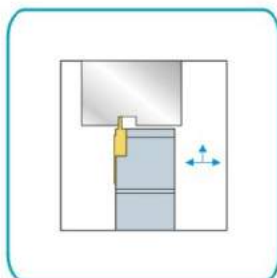
A
切槽车刀系列
Grooving tool series



型号 Designation	库存 Stock		尺寸 Size					刀片 Inserts	压板 Clamp	双头螺钉 Screw	螺钉 Screw	扳手 Wrench
	R	L	W	H	S	L	h					
SGBAR/L1616-H16C	●		16	16	20	100	16	GBA32R/L GBA43R/L	CS6R1	MI0622	M3.5X9	T15,L3
2020-K16C	●		20	20	25	125	20					
2525-M16C	●		25	25	32	150	25					
2020-K22C	●		20	20	25	125	20					
2525-M22C	●		25	25	32	150	25				M5X12	T20,L3
型号 Designation	库存 Stock		尺寸 Size					刀片 Inserts	压板 Clamp	双头螺钉 Screw	螺钉 Screw	扳手 Wrench
R	L	W	H	S	L	h						
SWTR/L1616-H16C	●		16	16	20	100	16	JTGR/L3 WL325R/L	CS6R1	MI0622	M3.5X9	T15,L3
2020-K16C	●		20	20	25	125	20					
2525-M16C	●		25	25	32	150	25					
2020-K22C	●		20	20	25	125	20					
2525-M22C	●		25	25	32	150	25				M5X12	T20,L3



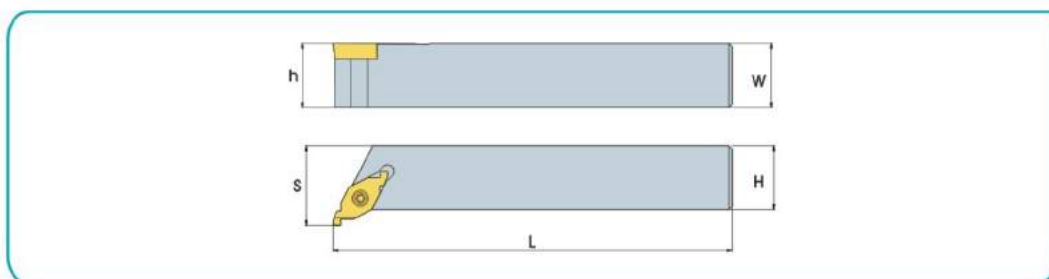
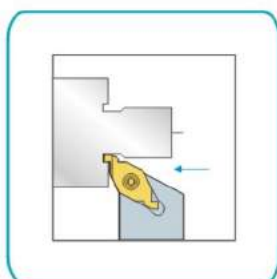
>>> PCHR/L



型号 Designation	库存 Stock		尺寸 Size					刀片 Inserts	螺钉 Screw	扳手 Wrench
	R	L	W	H	S	L	h			
PCHR/L16-24			16	16	16.6	100	16	PENTA 24N239J015	M5X12P	T20
20			20	20	20.6	125	20			
25			25	25	25.5	150	25			

A
切槽车刀系列
Tool holder for grooving

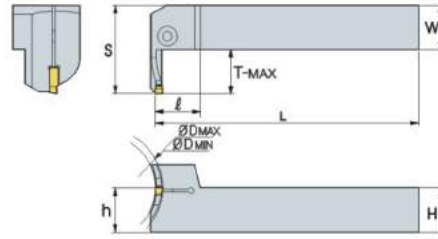
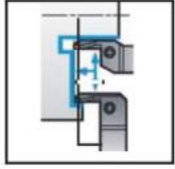
>>> SFVCR



型号 Designation	库存 Stock		尺寸 Size					刀片 Inserts	螺钉 Screw	扳手 Wrench
	R	L	W	H	S	L	h			
SFVCR2020K16	●	●	20	20	25	125	20	VC1604□□□	M3.5X9	T15
2525M16	●	●	25	25	32	150	25			



FGVH

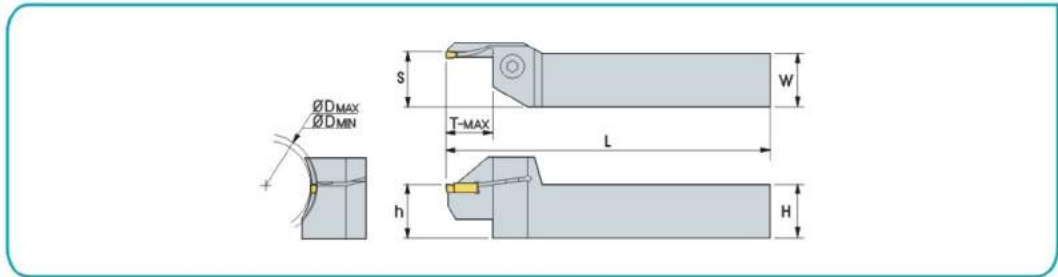


A
切槽车刀系列
Cutting tool series

型号 Designation	库存 Stock		尺寸 Size							刀片 Inserts	螺钉 Screw	扳手 Wrench
	R	L	H=h	W	L	ℓ	T-MAX	φD-MIN	φD-MAX			
FGVH 320R-25/30			20	20	125	20.6	13	25	30	FMM300R-03	M6X20N	L5.0
30/35			20	20	125	20.6	12	30	35			
35/48			20	20	125	20.6	12	35	48			
48/60			20	20	125	20.6	22	48	60			
60/75			20	20	125	20.6	22	60	75			
75/100			20	20	125	20.6	22	75	100			
100/140			20	20	125	20.6	22	100	140	FGD300R-03 FGM300R-03		
325R-25/30			25	25	150	25.6	13	25	30			
30/35			25	25	150	25.6	13	30	35	FMM300R-03		
35/48			25	25	150	25.6	13	35	48			
48/60			25	25	150	25.6	22	48	60			
60/75			25	25	150	25.6	22	60	75			
75/100			25	25	150	25.6	22	75	100			
100/140			25	25	150	25.6	22	100	140			
420R-25/30			20	20	125	20.6	13	25	30	FMM400R-04		
30/35			20	20	125	20.6	13	30	35			
35/48			20	20	125	20.6	13	35	48			
48/60			20	20	125	20.6	22	48	60			
60/75			20	20	125	20.6	22	60	75			
75/100			20	20	125	20.6	22	75	100			
100/140			20	20	125	20.6	252	100	140	FGD400R-04 FGM400R-04		
425R-25/30			25	25	150	25.6	13	25	30			
30/35			25	25	150	25.6	13	30	35	FMM400R-04		
35/48			25	25	150	25.6	13	35	48			
48/60			25	25	150	25.6	22	48	60			
60/75			25	25	150	25.6	22	60	75			
75/100			25	25	150	25.6	22	75	100			
100/140			25	25	150	25.6	22	100	140			



FGHH

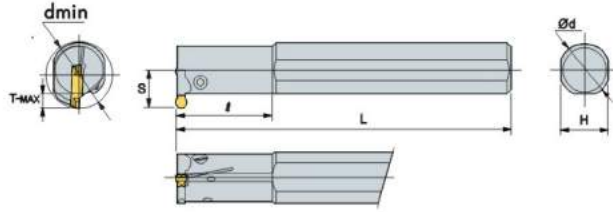
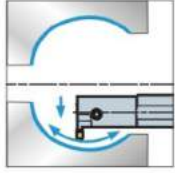


A
切槽车刀系列
Tool holder for grooving

型号 Designation	库存 Stock		尺寸 Size							刀片 Inserts	螺钉 Screw	扳手 Wrench
	R	L	H=h	W	L	S	T-MAX	ØD_{MIN}	ØD_{MAX}			
FGHH 320R-25/30	●		20	20	125	20.6	13	25	30	FMM300R-03	M6X20N	L5.0
30/35	●		20	20	125	20.6	13	30	35			
35/48	●		20	20	125	20.6	13	35	48			
48/60	●		20	20	125	20.6	22	48	60	FGD300R-03 FGM300R-03		
60/75	●		20	20	125	20.6	22	60	75			
75/100	●		20	20	125	20.6	22	75	100			
100/140	●		20	20	125	20.6	22	100	140			
325R-25/30	●		25	25	150	25.6	13	25	30	FMM300R-03		
30/35	●		25	25	150	25.6	13	30	35			
35/48	●		25	25	150	25.6	13	35	48			
48/60	●		25	25	150	25.6	22	48	60	FGD300R-03 FGM300R-03		
60/75	●		25	25	150	25.6	22	60	75			
75/100	●		25	25	150	25.6	22	75	100			
100/140	●		25	25	150	25.6	22	100	140			
420R-25/30	●		20	20	125	20.6	13	25	30	FMM400R-04		
30/35	●		20	20	125	20.6	13	30	35			
35/48	●		20	20	125	20.6	13	35	48			
48/60	●		20	20	125	20.6	22	48	60	FGD400R-04 FGM400R-04		
60/75	●		20	20	125	20.6	22	60	75			
75/100	●		20	20	125	20.6	22	75	100			
100/140	●		20	20	125	20.6	22	100	140			
425R-25/30	●		25	25	150	25.6	13	25	30	FMM400R-04		
30/35	●		25	25	150	25.6	13	30	35			
35/48	●		25	25	150	25.6	13	35	48			
48/60	●		25	25	150	25.6	22	48	60	FGD400R-04 FGM400R-04		
60/75	●		25	25	150	25.6	22	60	75			
75/100	●		25	25	150	25.6	22	75	100			
100/140	●		25	25	150	25.6	22	100	140			



MGIVR/L

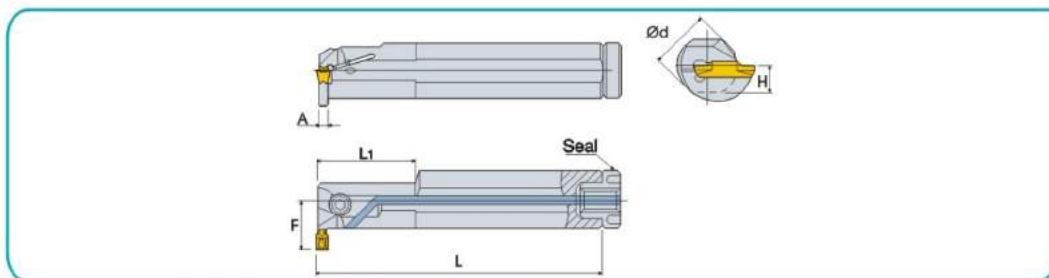
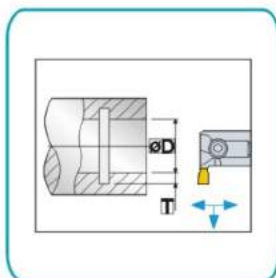


A
切槽车刀系列
Grooving tool series

型号 Designation	库存 Stock		尺寸 Size							刀片 Inserts	螺钉 Screw	扳手 Wrench
	R	L	dmin	Φd	L	l	T-MAX	H	S			
MGIVR/L 2016-1.5	●	●	20	16	180	35	4	15	11.3	MGMN150-G	M4X10N	L3.0
2520-1.5	●	●	25	20	180	45	4	18	13.1		M4X12N	L3.0
2925-1.5	●	●	29	25	200	45	4	23	16.2			
2016-2	●	●	20	16	180	35	5	15	12.4	MGMN200-G MGMN200-M MRMN200-M	M4X10N	L3.0
2520-2	●	●	25	20	180	45	5	18	14.0		M4X12N	L3.0
2925-2	●	●	29	25	200	45	5	23	17.2			
2016-2.5	●	●	20	16	180	35	6	15	12.5	MGMN250-G MGMN250-M	M4X10N	L3.0
2520-2.5	●	●	25	20	180	45	6	18	15.1		M4X12N	L3.0
2925-2.5	●	●	29	25	200	45	6	23	18.2			
2520-3	●	●	25	20	180	45	6	18	15.6	MGMN300-M/G/T MGGN300-□□-M MRMN300-M MRMN300-□□-L/R	M5X12N	L4.0
3125-3	●	●	31	25	200	45	6	23	18.9			
3732-3	●	●	37	32	250	65	6	30	21.5			
2520-4	●	●	25	20	180	45	6	18	15.6	MGMN400-M/G/T MGGN400-□□-M MRMN400-M MRMN400-□□-L/R	M5X12N	L4.0
3125-4	●	●	31	25	200	45	6	23	18.9			
3732-4	●	●	37	32	250	65	6	30	21.5			
3125-5	●	●	31	25	220	45	8	23	19.4	MGMN500□□	M5X12N	L4.0
3732-5	●	●	37	32	250	65	8	30	21.5			

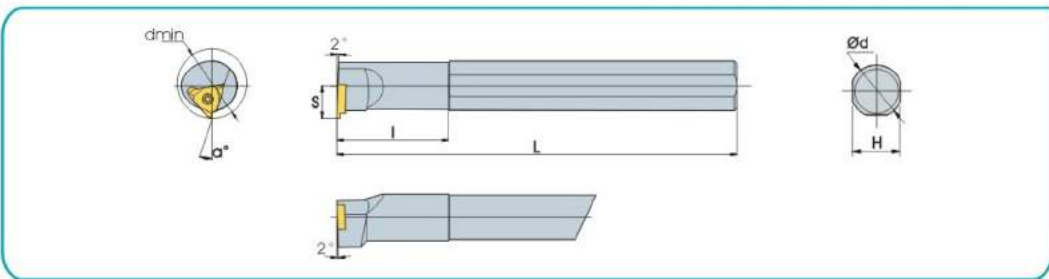
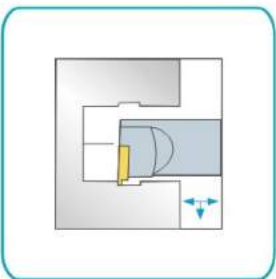


TTIR



型号 Designation	库存 Stock		尺寸 Size								刀片 Inserts	螺钉 Screw	扳手 Wrench
	R	L	Φd	L	L1	F	H	A	Tmax	Dmin			
TTIR/L16-2C	●	●	16	180	-	16.5	7.5	1.8	8.5	25	TD□□ 2	M5X10N	L4.0
TTIR/L20-2C	●	●	20	180	40	15.8	9.0	1.6	6.0	25		M5X12N	
TTIR/L25-2C	●	●	25	200	40	17.5	11.5	1.6	5.0	25	M5X16N		
TTIR/L20-3C	●	●	20	180	40	15.8	9.0	2.1	6.0	25	TD□□ 3	M5X12N	
TTIR/L25-3C	●	●	25	200	40	17.5	11.5	2.1	5.1	25		M5X16N	
TTIR/L32-3C	●	●	32	250	60	19.8	14.0	2.1	4.7	31	M5X16N		
TTIR/L20-4C	●	●	20	180	40	15.8	9.0	2.9	6.0	25	TD□□ 4	M5X12N	
TTIR/L25-4C	●	●	25	200	40	17.5	11.5	2.9	5.2	25		M5X16N	
TTIR/L32-4C	●	●	32	250	60	20.8	14.0	2.9	4.7	31		M5X16N	
TTIR/L25-5C	●	●	25	200	40	17.3	11.5	3.9	5.2	31	TD□□ 5	M6X16N	
TTIR/L32-5C	●	●	32	250	60	20.8	14.0	3.9	4.7	31		M6X16N	
TTIR/L32-6C	●	●	32	250	60	50.8	14.0	4.9	4.7	31	TD□□ 6	M6X16N	
TTIR/L32-8C	●	●	32	250	60	21.3	14.5	5.9	5.5	37	TD□□ 8	M6X16N	
TTIR/L40-8C	●	●	40	300	65	25.8	19.0	5.9	5.8	42		M6X16N	

JSTGR/L



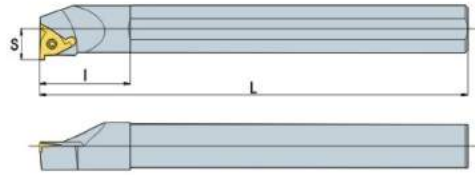
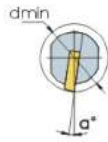
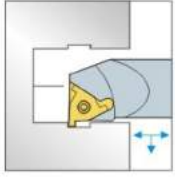
型号 Designation	库存 Stock		尺寸 Size					刀片 Inserts	螺钉 Screw	扳手 Wrench	
	R	L	dmin	Φd	S	L	ℓ				H
S20Q-JSTGR/L16	●		28	20	13	180	45	18	TGF32L/R	M3.5X9	T15
S25R-JSTGR/L16	●		31	25	15.5	200	45	23			
S32S-JSTGR/L16	●		38	32	19	250	45	30			

A 切槽车刀系列
Tool holder for grooving



GHV

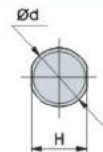
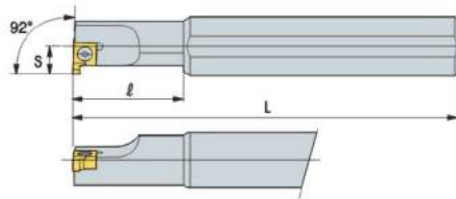
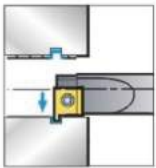
A
切槽车刀系列
Grooving tool series



型号 Designation	库存 Stock		尺寸 Size						刀片 Inserts	螺钉 Screw	扳手 Wrench
	R	L	dmin	Φd	S	L	l	H			
GHVR1310M11-A16			13	16	6.5	150	30	15	TC1102	M2.5X8	T8
GHVR1613M11-A16			16	16	8	150	35	15			
GHVR1613M16-A16			16	16	8.5	150	35	15			
GHVR2016Q16-16			20	16	11	180	35	15	TC1613	M3.5X9	T15
GHVR2525Q16-16			25	20	13	180	38	18			
GHVR3125R16-16			31	25	16	200	50	23			



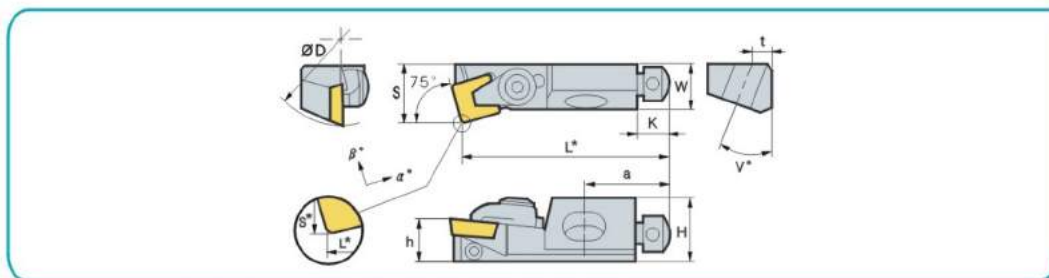
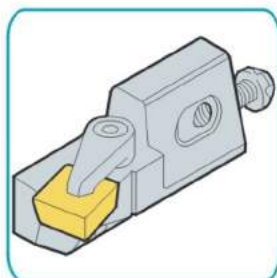
SNGR/L



型号 Designation	库存 Stock		尺寸 Size						刀片 Inserts	螺钉 Screw	扳手 Wrench
	R	L	dmin	Φd	S	L	l	H			
SNGR/L 08H07	●		10	8	7	100	23	5.6	7GR	M2.2X6	T6
10K07	●		12	10	9	125	29	6.5	8GR		
10K08	●		12	10	9	125	29	6.5	8GR	M2.2X6	T6
12M08	●		16	12	11	150	30	8.6	8GR		
16Q09	●		20	16	15	180	30	11.6	9GR	M2.5X8	T8
20R09	●		24	20	19	200	30	13.6	9GR		



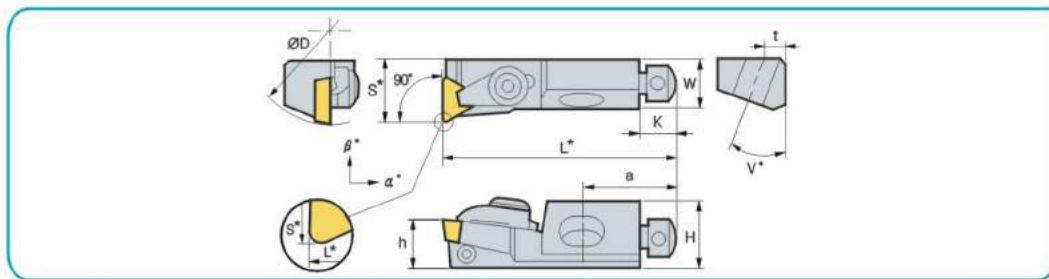
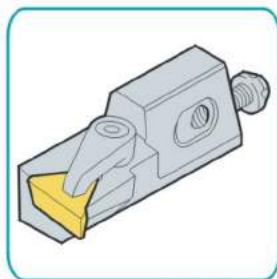
CSKPR/L



型号 Designation	库存 Stock		尺寸 Size												刀片 Inserts
	R	L	ϕD	H	W	L	S	h	K	a	β	α	t	v	
CSKPR/L 10CA-09			40	15	11	50	14	10	8	6	0	20	5	20	SPR 0903□□
12CA-12			50	20	15	55	20	12	8	6	0	20	6	20	1203□□

型号 Designation	压板 Clamp	螺钉 Screw	螺钉 Screw	双头螺钉 Screw	扳手 Wrench
CSKPR/L 10CA-09	CS5R1	AS02508	M3X4NC	ML0511	L1.5,L2.5
12CA-12	CS6R1	AS02508	M3X6NC	ML0616	L1.5,L3.0

CTFPR/L

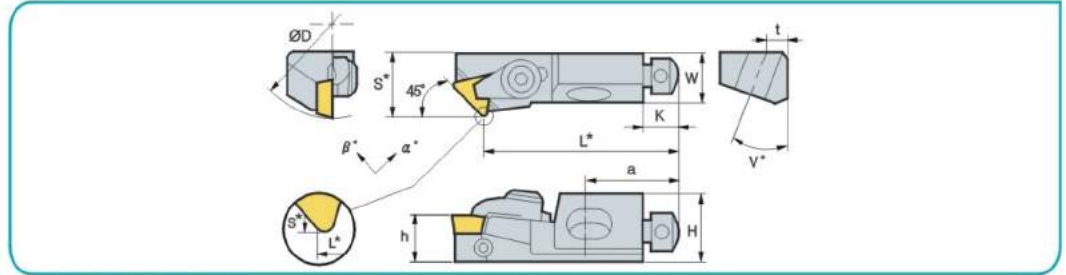
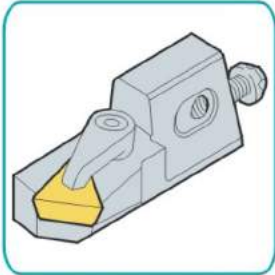


型号 Designation	库存 Stock		尺寸 Size												刀片 Inserts
	R	L	ϕD	H	W	L	S	h	K	a	β	α	t	v	
CTFPR/L 10CA-11			40	15	11	50	14	10	8	6	0	20	5	20	TP□R 1103□□
12CA-16			50	20	15	55	20	12	8	6	0	20	6	20	1603□□

型号 Designation	压板 Clamp	螺钉 Screw	螺钉 Screw	双头螺钉 Screw	扳手 Wrench
CTFPR/L 10CA-11	CS5R1	AS02508	M3X4NC	ML0511	L1.5,L2.5
12CA-16	CS6R1	AS02508	M3X6NC	ML0616	L1.5,L3.0



CTSPR/L

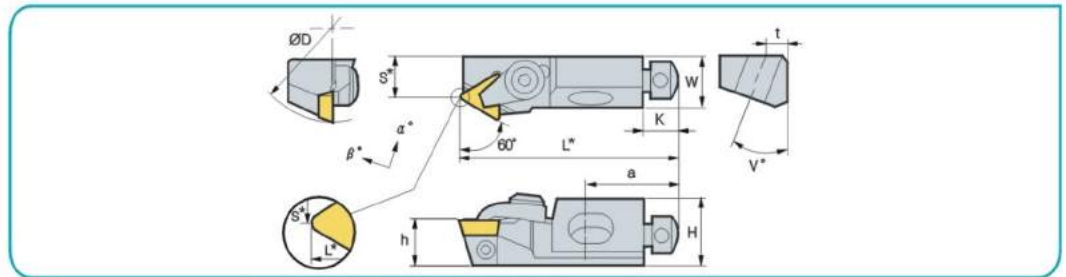
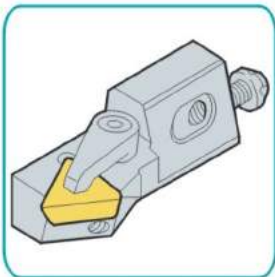


A
小刀夹系列
Clamp on System

型号 Designation	库存 Stock		尺寸 Size												刀片 Inserts
	R	L	φD	H	W	L	S	h	K	α	β	α	t	v	
CTSPR/L 10CA-11			40	15	11	44	14	10	8	4	0	20	5	20	SPR0903□□
12CA-16			50	20	15	47	20	12	8	5	0	20	6	20	1203□□

型号 Designation	压板 Clamp	螺钉 Screw	螺钉 Screw	双头螺钉 Screw	扳手 Wrench
CTSPR/L 10CA-11	CS5R1	AS02508	M3X4NC	ML0511	L1.5,L2.5
12CA-16	CS6R1	AS02508	M3X6NC	ML0616	L1.5,L3.0

CTTPR/L

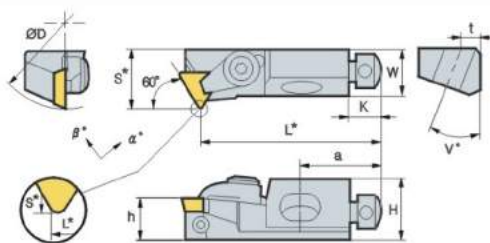


型号 Designation	库存 Stock		尺寸 Size												刀片 Inserts
	R	L	φD	H	W	L	S	h	K	α	β	α	t	v	
CTTPR/L 10CA-11			40	15	11	50	9	10	8	5	0	20	5	20	TP□R1103□□
12CA-16			50	20	15	55	20	12	8	5	0	20	6	20	1603□□

型号 Designation	压板 Clamp	螺钉 Screw	螺钉 Screw	双头螺钉 Screw	扳手 Wrench
CTTPR/L 10CA-11	CS5R1	AS02508	M3X4NC	ML0511	L1.5,L2.5
12CA-16	CS6R1	AS02508	M3X6NC	ML0616	L1.5,L3.0



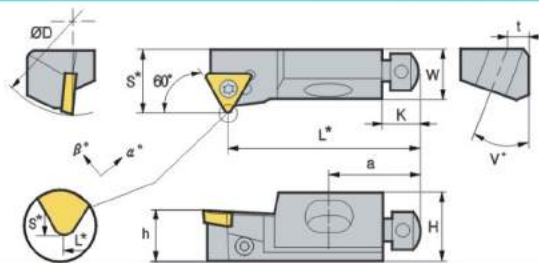
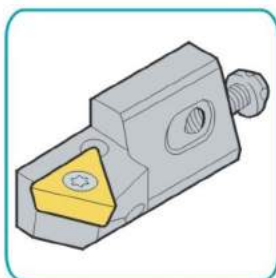
CTWPR/L



型号 Designation	库存 Stock		尺寸 Size												刀片 Inserts
	R	L	φD	H	W	L	S	h	K	α	β	α	t	v	
CTWPR/L 10CA-11			40	15	11	44	14	10	8	5	0	20	5	20	TP□R1103□□
12CA-16			50	20	15	47	20	12	8	5	0	20	6	20	1603□□

型号 Designation	压板 Clamp	螺钉 Screw	螺钉 Screw	双头螺钉 Screw	扳手 Wrench
CTWPR/L 10CA-11	M3.5X9	AS02508	M3X4NC	ML0511	L1.5,L2.5
12CA-16	M5X12	AS02508	M3X6NC	ML0616	L1.5,L2.5

STTCR/L

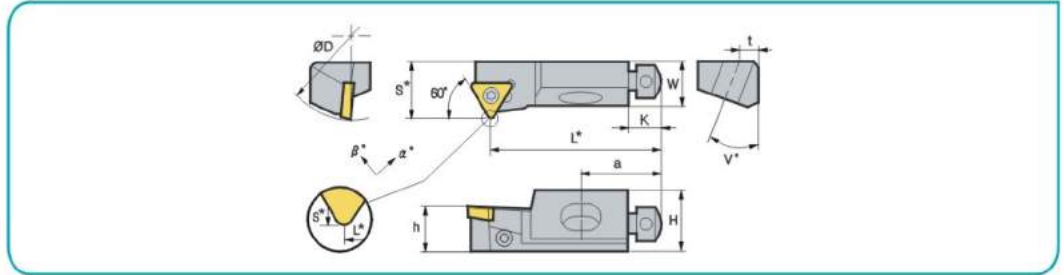
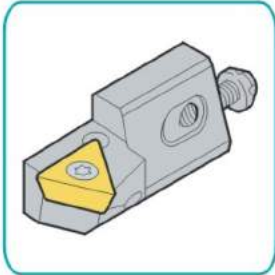


型号 Designation	库存 Stock		尺寸 Size												刀片 Inserts
	R	L	φD	H	W	L	S	h	K	α	β	α	t	v	
STTCR/L 10CA-11			40	15	11	50	9	10	8	-5	0	20	5	20	TC□1102□□
12CA-16			50	20	15	47	20	12	8	-3	0	20	6	20	TC□16T3□□

型号 Designation	螺钉 Screw	螺钉 Screw	螺钉 Screw	扳手 Wrench	扳手 Wrench
STTCR/L 10CA-11	M2.5X6	AS02508	M3X4NC	T8	L1.5
12CA-16	M3.5X9	AS02508	M3X6NC	T15	L1.5



STWCR/L

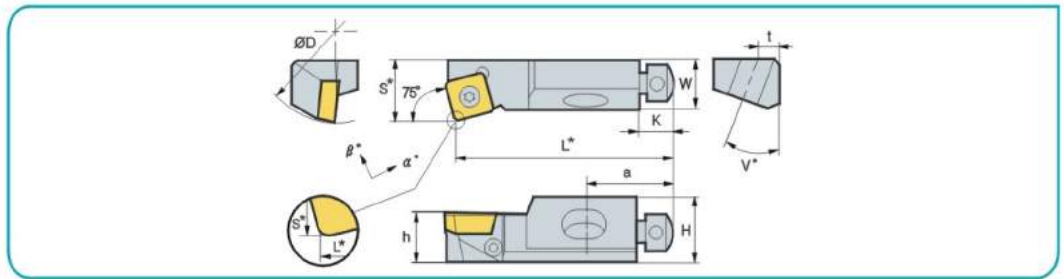
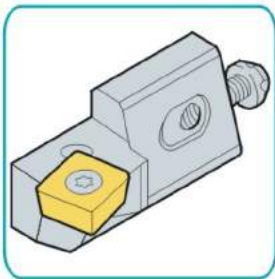


A
小刀夹系列
Clamp on System

型号 Designation	库存 Stock		尺寸 Size											刀片 Inserts	
	R	L	φD	H	W	L	S	h	K	α	β	α	t		v
STWCR/L 10CA-11			40	15	11	44	14	10	8	0	-4	20	5	20	TC□ 1102□□
12CA-16			50	20	15	47	20	12	8	-5	0	20	6	20	TC□ 16T3□□

型号 Designation	螺钉 Screw	螺钉 Screw	螺钉 Screw	扳手 Wrench	扳手 Wrench
STWCR/L 10CA-11	M2.5X6	AS02508	M3X4NC	T8	L1.5
12CA-16	M5.5X9	AS02508	M3X6NC	T15	L1.5

SSKCR/L

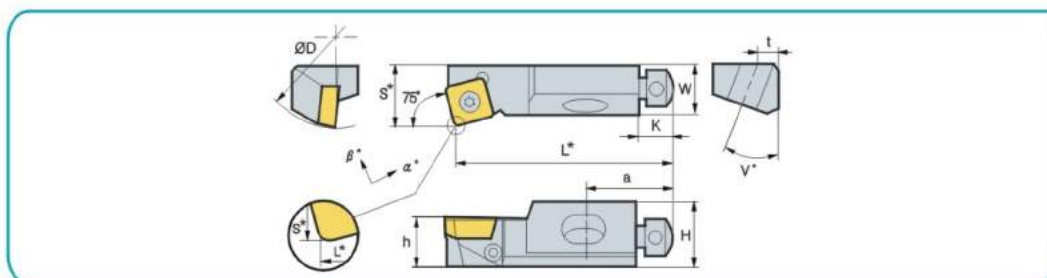
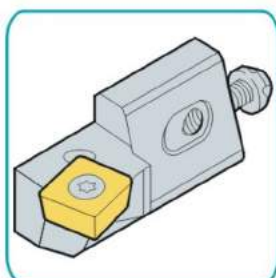


型号 Designation	库存 Stock		尺寸 Size											刀片 Inserts	
	R	L	φD	H	W	L	S	h	K	α	β	α	t		v
SSKCR/L 10CA-09			40	15	11	50	14	10	8	0	-4	20	5	20	SC□ 09T3□□
12CA-12			50	20	15	55	20	12	8	0	-4	20	6	20	SC□ 1204□□

型号 Designation	螺钉 Screw	螺钉 Screw	螺钉 Screw	扳手 Wrench	扳手 Wrench
SSKCR/L 10CA-09	M3.5X9	AS02508	M3X4NC	T15	L1.5
12CA-12	M5X12	AS02508	M3X6NC	T20	L1.5



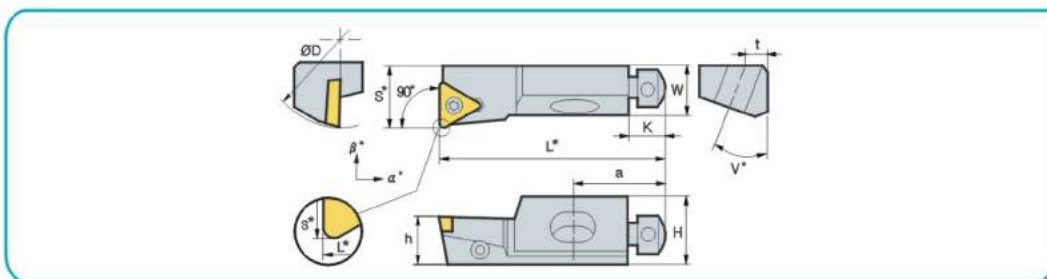
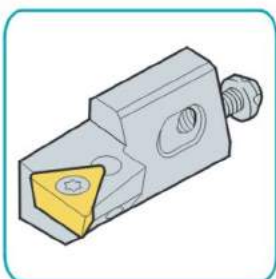
SSSCR/L



型号 Designation	库存 Stock		尺寸 Size												刀片 Inserts
	R	L	φD	H	W	L	S	h	K	α	β	α	t	v	
SSSCR/L 10CA-09			40	15	11	44	14	10	8	-5	0	20	5	20	SC□ 09T3□□
12CA-12			50	20	15	47	20	12	8	-5	0	20	6	20	SC□ 1204□□

型号 Designation	螺钉 Screw	螺钉 Screw	螺钉 Screw	扳手 Wrench	扳手 Wrench
SSSCR/L 10CA-09	M3.5X9	AS02508	M3X4NC	T15	L1.5
12CA-12	M5X12	AS02508	M3X6NC	T20	L1.5

STFCR/L

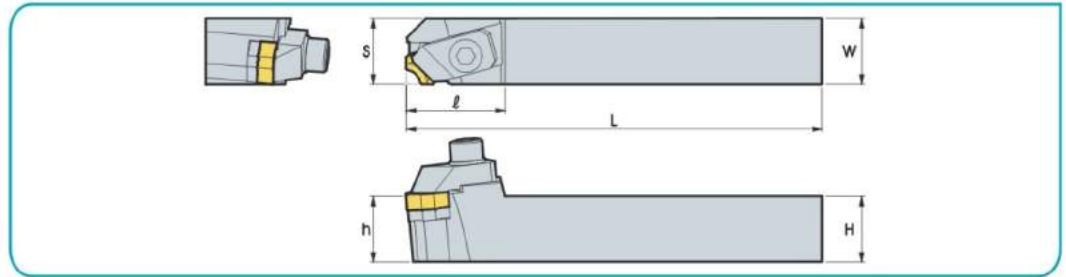
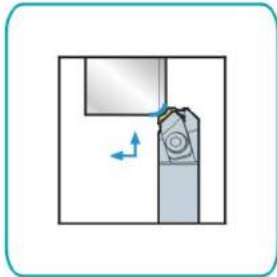


型号 Designation	库存 Stock		尺寸 Size												刀片 Inserts
	R	L	φD	H	W	L	S	h	K	α	β	α	t	v	
STFCR/L 10CA-11			40	15	11	50	14	10	8	0	-3	20	5	20	TC□ 1102□□
12CA-16			50	20	15	55	20	12	8	0	-3	20	6	20	TC□ 16T3□□

型号 Designation	螺钉 Screw	螺钉 Screw	螺钉 Screw	扳手 Wrench	扳手 Wrench
STFCR/L 10CA-11	M2.5X6	AS02508	M3X4NC	T8	L1.5
12CA-16	M3.5X9	AS02508	M3X6NC	T15	L1.5



CMSNR/L-F

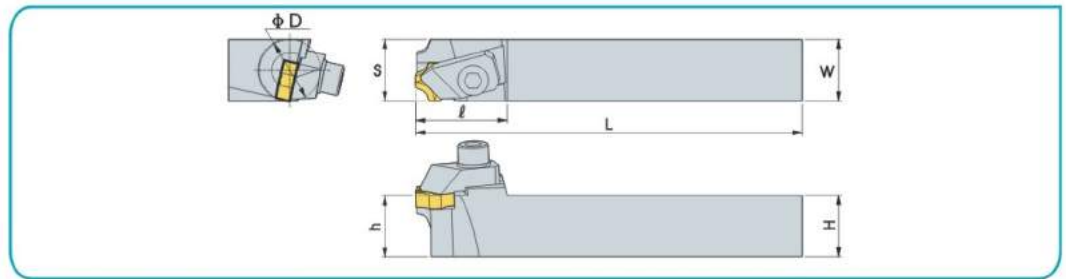
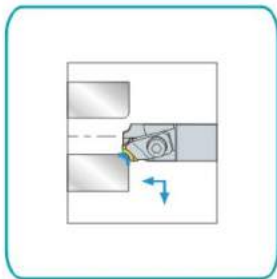


A
轴承刀系列
Bearing Solution

型号 Designation	库存 Stock		尺寸 Size						刀片 Inserts	压板 Clamp	螺钉 Screw	刀垫 Shim	刀垫螺钉 ShimScrew	扳手 Wrench
	R	L	H	W	L	S	h	ℓ						
CMSNR/L2020B-L12F			20	20	140	20	20	30	MC12□□ MC12□□-BR	CBH4RR/L	M6X20N	SX42CB	M3X8T	L4
2023B-L12F			20	23	140	23	20	32						
2525B-L12F			25	25	140	25	25	35	MC15□□	CBH5RR/L	M6X20N	SX52CB	M3X8T	L4



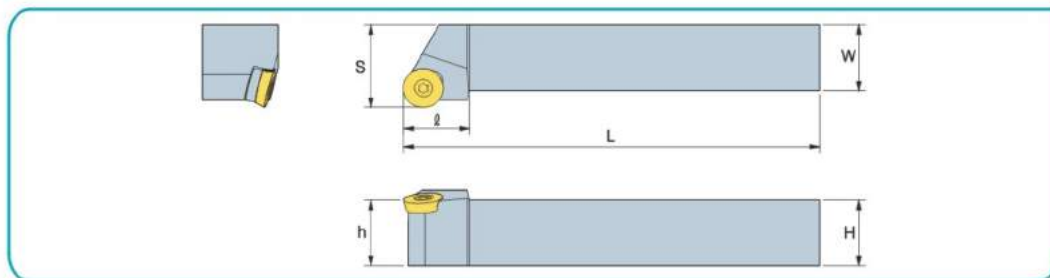
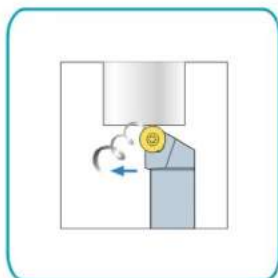
CMSNR/L-B



型号 Designation	库存 Stock		尺寸 Size						刀片 Inserts	压板 Clamp	螺钉 Screw	扳手 Wrench	
	R	L	φD	H	W	L	S	h					ℓ
CMSNR/L2020B-L12B-D20			20	20	20	140	20	20	30	MC12□□ MC12□□-BR	CBH4RR/L	M6X20N	L4
2525B-L12B-20D			20	25	25	140	25	25	30				
1620B-L12B-D20			20	16	20	140	17	16	32				
2023B-L12B-D28			28	20	23	140	23	20	32				

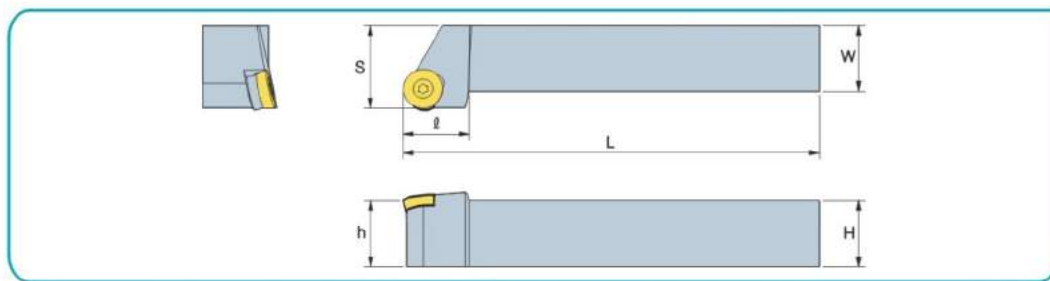
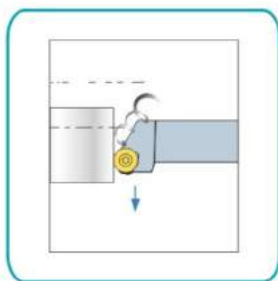


SRGPR/L-E



型号 Designation	库存 Stock		尺寸 Size						刀片 Inserts	螺钉 Screw	扳手 Wrench
	R	L	H	W	L	S	h	l			
SRGPR/L2020B-L12E			20	20	140	20	20	20	RPGT1203M0	M3.5X9	T15
2020B-L16E			20	20	140	25	20	20	RPGT1640M0	M3.5X9	T15
2525B-L20E			25	25	140	32	25	30	RPGT2004M0	M5X12	T20

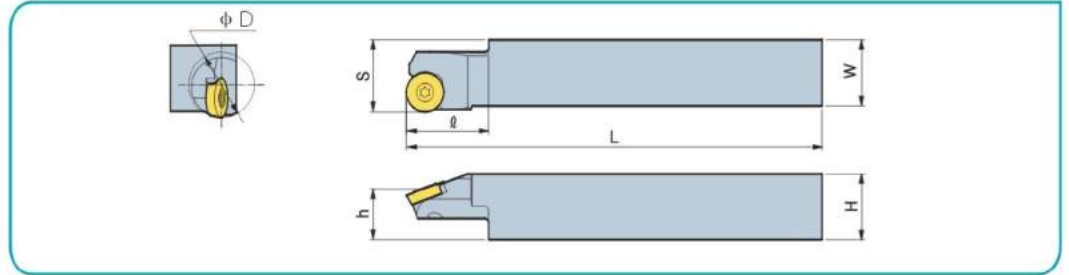
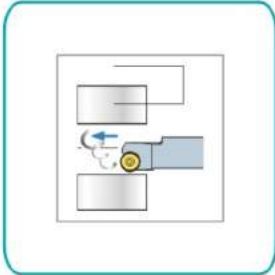
SRGPR/L-F



型号 Designation	库存 Stock		尺寸 Size						刀片 Inserts	螺钉 Screw	扳手 Wrench
	R	L	H	W	L	S	h	l			
SRGPR/L2020B-L12F			20	20	140	20	20	20	RPGT1203M0	M3.5X9	T15
2020B-L16F			20	20	140	25	20	20	RPGT1640M0	M3.5X9	T15
2525B-L20F			25	25	140	32	25	30	RPGT2004M0	M5X12	T20



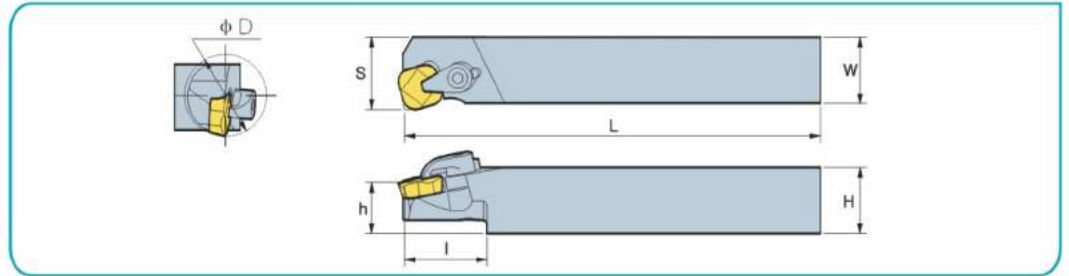
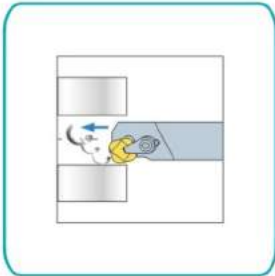
>>> SRCPR/L-B



A
轴承刀系列
Bearing Solution

型号 Designation	库存 Stock		尺寸 Size							刀片 Inserts	螺钉 Screw	扳手 Wrench
	R	L	ϕD	H	W	L	S	h	ℓ			
SRGPR/L2020B-L08B-D12			12	20	20	140	21.5	15.5	25	RPGT0802M0	M3X8	T8
1919B-L12B-D15			15	19	19	140	16	16	25	RPGT1203M0	M3.5X9	T15
2020B-L12B-D20			20	20	20	140	15.5	15.5	25			
2525B-L16B-D32			32	25	25	140	20	20	30	RPGT1604M0	M5X12	T20

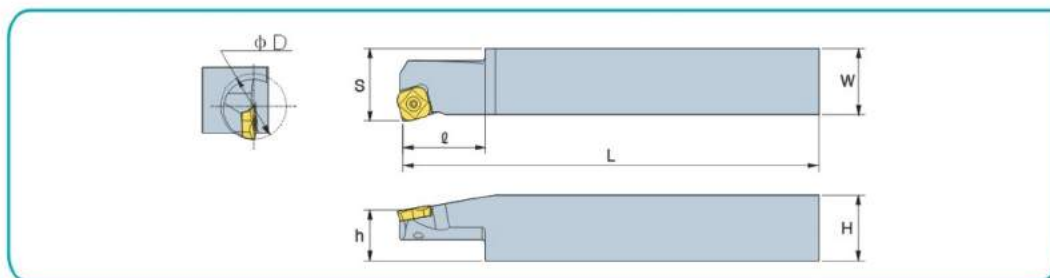
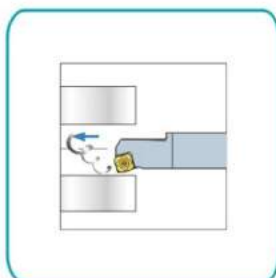
>>> CSKPR/L



型号 Designation	库存 Stock		尺寸 Size							刀片 Inserts	压板 Clamp	双头螺钉 Screw	扳手 Wrench
	R	L	ϕD	H	W	L	S	h	ℓ				
CSKPR2020B-L12B-D25			25	20	20	140	22	15.5	25	SPGR120440L	CS6R1	M10622	L3



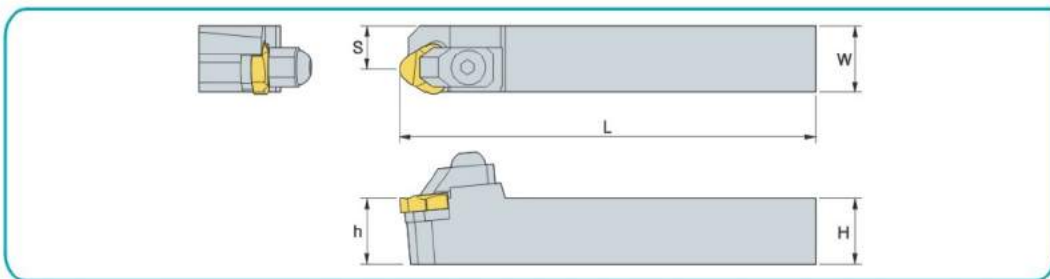
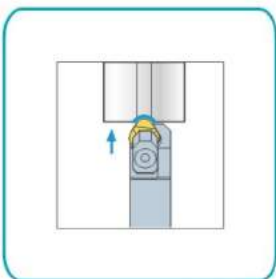
SSKPR/L



型号 Designation	库存 Stock		尺寸 Size							刀片 Inserts	螺钉 Screw	扳手 Wrench
	R	L	ϕD	H	W	L	S	h	ℓ			
SSKPR/L2020B-L09B-D12			11.5	20	20	140	22	15.5	25	SPGH090330L	M3X8	T8
2020B-L09B-D13			13	20	20	140	22	15.5	25			
2020B-L09B-D20			20	20	20	140	22	15.5	25			



CKFNR



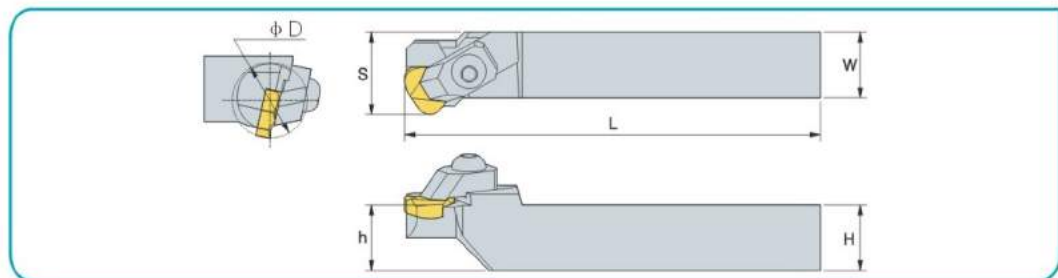
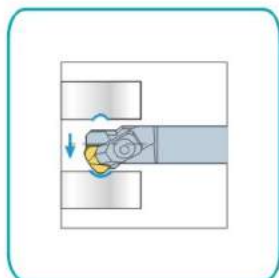
型号 Designation	库存 Stock		尺寸 Size					刀片 Inserts
	R	L	H	W	L	S	h	
CKFNR2020B-L22RW			20	20	140	13	20	TNG2204R
CKFNR2020B-L27RW			20	20	140	12	20	TNG2704R
CKFNR2020B-L33RW			20	20	140	10	20	TNG3306R
CKFNR2525B-L44RW			25	25	140	12	25	TNG4408R

A
轴承刀系列
Bearing Solution



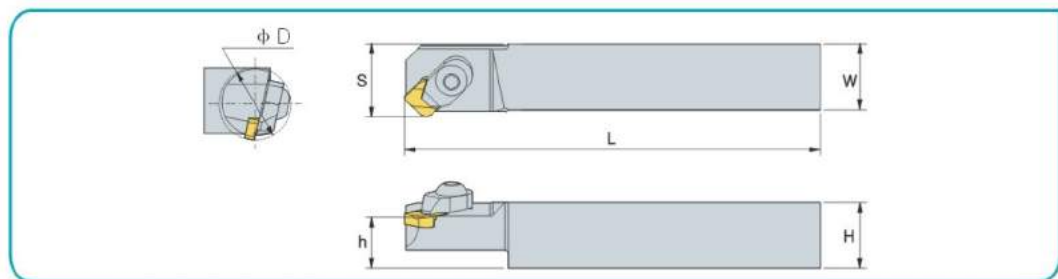
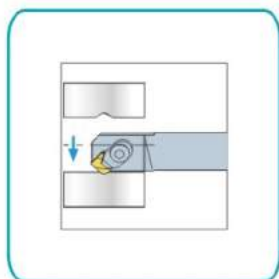
CKFNR

A
轴承刀系列
Bearing Solution



型号 Designation	库存 Stock		尺寸 Size						刀片 Inserts
	R	L	ϕD	H	W	L	S	h	
CKFNR2022B-L22RW-D23			23	20	22	140	25	20	TNG2204L
CKFNR2022B-L27RW-D25			25	20	22	140	25	20	TNG2704L
CKFNR2025B-L33RW-D38			38	20	25	140	32	20	TNG3306L
CKFNR2528B-L38RW-D50			50	25	25	140	40	25	TNG3806L
CKFNR2528B-L44RW-D52			52	25	28	140	40	25	TNG4408L

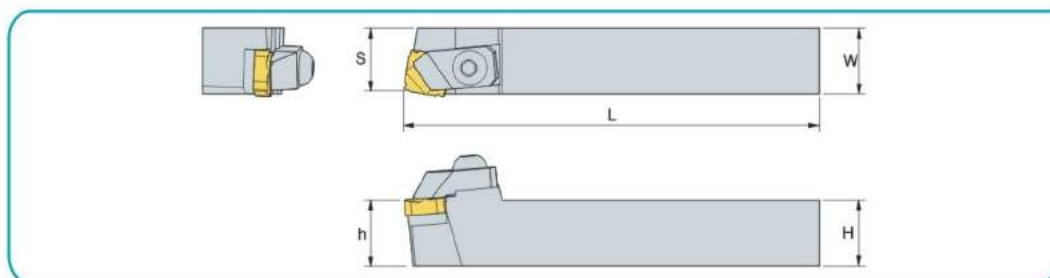
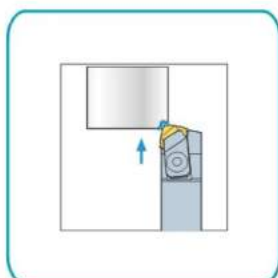
CSGNR



型号 Designation	库存 Stock		尺寸 Size						刀片 Inserts
	R	L	ϕD	H	W	L	S	h	
CSGNR2020B-L09RW-D15			15	20	20	140	22	20	SNGN0903WL
CSGNL2020B-L09RW-D15			15	20	20	140	22	20	SNGN0903WR
CSGNR2020B-L09RW-D22			22	20	20	140	22	15.5	SNGN0903WL
CSGNL2020B-L09RW-D22			22	20	20	140	22	15.5	SNGN0903WR

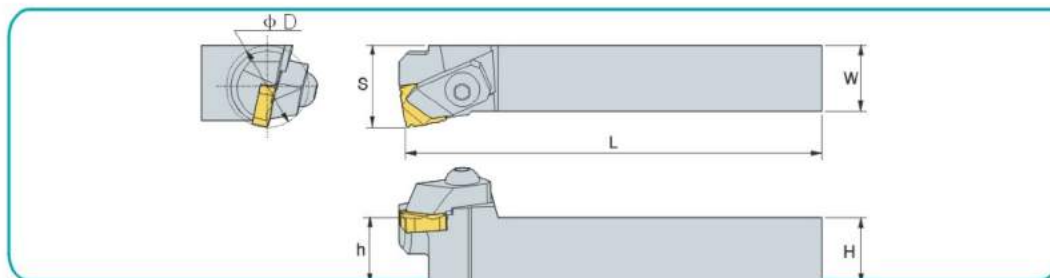
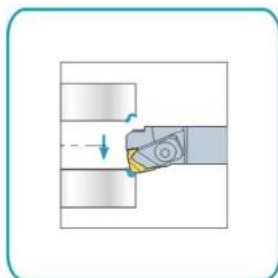


>>> CSBNR



型号 Designation	库存 Stock		尺寸 Size					刀片 Inserts
	R	L	H	W	L	S	h	
CSBNR2020B-L12BS			20	20	140	19	20	SNGN1204R
CSBNL2020B-L12BS			20	20	140	19	20	SNGN1204L
CSBNR2020B-L15BS			25	25	140	24	25	SNGN1504R
CSBNL2020B-L15BS			25	25	140	24	25	SNGN1504L

>>> CSKNR

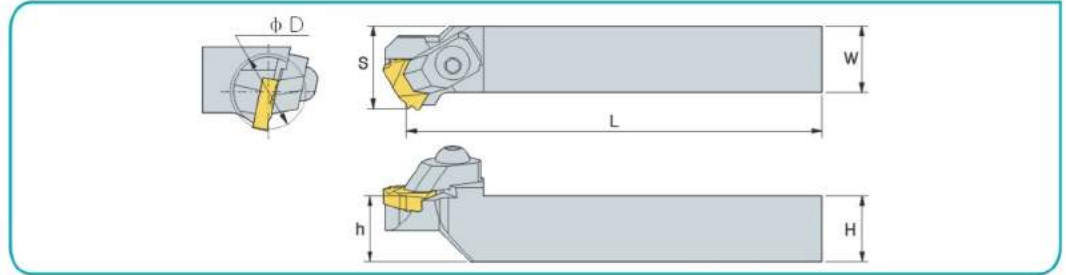
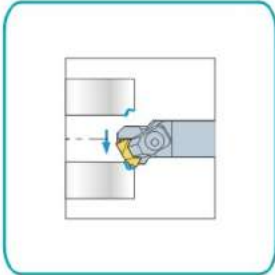


型号 Designation	库存 Stock		尺寸 Size					刀片 Inserts	
	R	L	ΦD	H	W	L	S		h
CSKNR1622B-L09BS-D14			14	16	22	140	27	16	SNGN0903SL
CSKNL1622B-L09BS-D14			14	16	22	140	27	16	SNGN0903SR
CSKNR2022B-L12BS-D26			26	20	22	140	27	20	SNGN1204SL
CSKNL2022B-L12BS-D26			26	20	22	140	27	20	SNGN1204SR
CSKNR2525B-L15BS-D35			35	25	25	140	32	25	SNGN1504SL
CSKNL2525B-L15BS-D35			35	25	25	140	32	25	SNGN1504SR

A
轴承刀系列
Bearing Solution



>>> CTGNR



A
轴承刀系列
Bearing Solution

型号 Designation	库存 Stock		尺寸 Size						刀片 Inserts
	R	L	ϕD	H	W	L	S	h	
CTGNR2021B-K22BS-D23			23	20	21	140	28	20	TNGN2204SL
CTGNL2021B-K22BS-D23			23	20	21	140	28	20	TNGN2204SR



Machining Race-way

		D	t	R	h1	h2	α	β
TNG2204R/L	12.7	4.76						
TNG2704R/L	15.875	4.76						
TNG3306R/L	19.05	6.0						
TNG3806R/L	22.225	6.0						
TNG4408R/L	25.4	6.0						

		D	t	R	h1	h2	α	β
SNGN0903WR/L	9.525	3.18						
SNGN1504WR/L	15.875	4.76						
SNGN1905WR/L	19.05	5.56						

A
轴承刀系列
Bearing Solution

Machining for Bearing shield

		D	t	R	h1	h2	α	β
SNGN0903SR/L	9.525	3.18						
SNGN1204SR/L	12.7	4.76						
SNGN1504SR/L	15.875	4.76						

		D	t	R	h1	h2	α	β
TNGN02204SR/L	12.7	4.76						

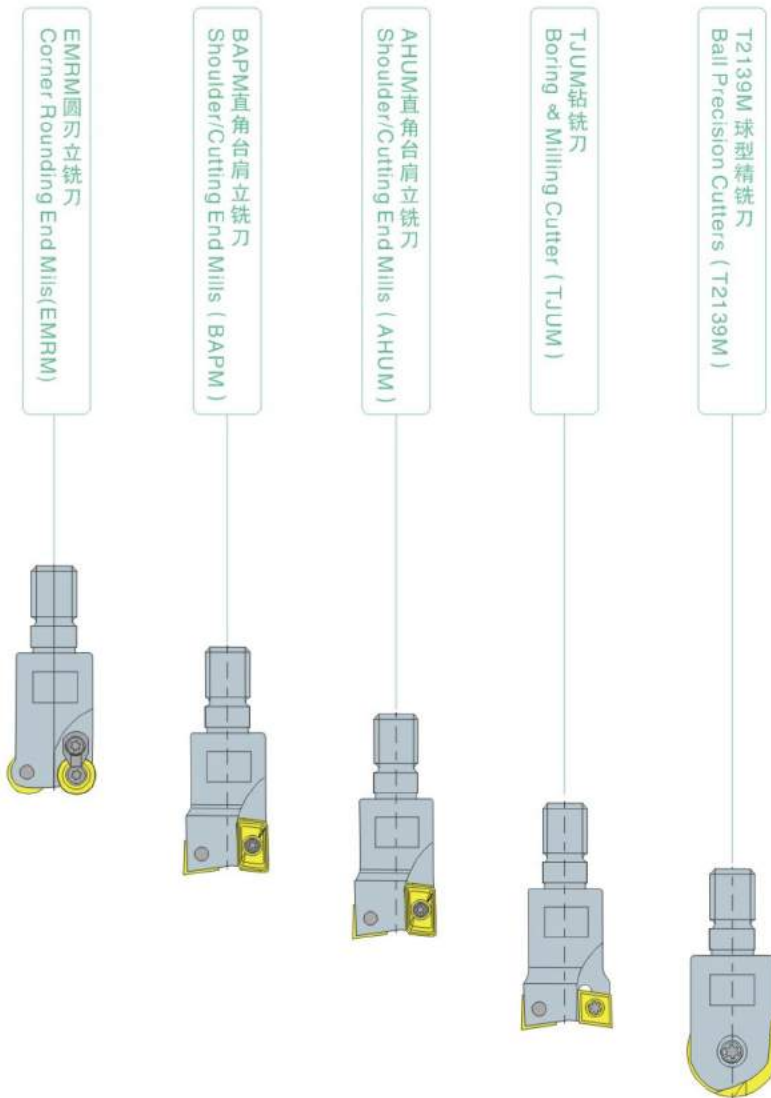


目录 DIRECTORY

EMRM圆刃立铣刀Corner Rounding End Mills(EMRM) TRSM圆刃立铣刀Corner Rounding End Mills (TRSM)	B001
BAPM直角台肩立铣刀 Shoulder/Cutting End Mills (BAPM) AHUM直角台肩立铣刀 Shoulder/Cutting End Mills (AHUM)	B002
TJUM 铣刀 Boring & Milling Cutter (TJUM) T2139M 球型精铣刀 Ball Precision Cutters (T2139M)	B003
BT-MFT锁牙式刀柄 BT/MFT Screwed end mills holder	B004
MFT 钨钢锁牙式刀杆 MFT Carbide screwed end mills holder	B005
AJX快进给面铣刀盘 AJX High feedrate face mill	B006
TXP快进给面铣刀盘 TXP High feedrate face mill	B007
SKS快进给面铣刀盘 SKS High feedrate face mill	B008
ASR快进给面铣刀盘 ASR/ASRT High feedrate face mill	B009
TAP快进给面铣刀盘 TAP Right angle shoulder face mill	B010
AHUB直角台肩壳形铣刀 AHUB Right angle shoulder face mill	B011
EMR圆鼻面铣刀盘 EMR Round dowel face mill	B012
R200圆鼻面铣刀盘 R200 Round dowel face mill	B013
TRS圆鼻面铣刀盘 TRS Round dowel face mill	B014
EMRW圆鼻面铣刀盘 EMRW Round dowel face mill	B015
TSE12-45° 面铣刀盘 TSE12-45° Face mill	B016
RAP-75° 面铣刀盘 RAP-75° face mill	B017
FM90° 面铣刀盘 Fm90° Face mill	B018
R390直角台肩面铣刀盘 R390 Right angle shoulder face mill	B019
TP直角台肩面铣刀盘 TP Right angle shoulder Face mill	B020
SD45° 面铣刀盘 SD45° Face mill cutter	B021
SE45° 面铣刀盘 SE45° Face mill cutter	B022
SP65° 平面铣刀盘 SP65° Face mill cutter FP75° 平面铣刀盘 FP75° Face mill cutter	B023
BAP玉米型粗铣刀盘 BAP Shell type tough cutting end mills SPC玉米型粗铣刀盘 SPC shell type tough cutting end mills	B024
ASR直角台肩壳形铣刀 ASR High feedrate end mill	B025
AJX快进给立铣刀 AJX High feedrate end mill	B026
TAP直角台肩铣刀 TAP Right angle shoulder end mill	B027-B028
AHU直角台肩铣刀 AHU Right angle shoulder end mill	B029
R390直角台肩面铣刀盘 R390 Right angle shoulder face mill	B030
T217.69直角台肩精铣刀 T217.69 Right angle shoulder end mill	B031
EMR圆鼻铣刀 EMR Round downl end mill	B032-B033
R200圆鼻立铣刀 R200 Round downl end mill	B034
TRS圆鼻立铣刀 TRS Round downl end mill	B035-B036
TRP圆鼻铣刀 TRP Round downl end mill	B037
ASJ-4P钻铣刀 ASJ-4P Borer mill	B038
UEX直角台肩精铣刀 UEX Right angle shoulder end mill	B039
TP台肩精铣刀 TP Shoulder end mill	B040
DDA 钻铣刀杆 DDA Hole cutter bar	B041
BCF/BCFL球形立铣刀 BCF/BCFL Copy end mill	B042-B043
T2139球形精铣刀 T2139 Copy end fine mill	B044
TP30° /45° /60° 倒角刀 TP30° /45° /60° Chamfer end mill	B045
SD-45° 内外倒角刀 SD-45° Chamfer end mill	B046
倒拉倒角刀 Throw-away back chamfering tool	B047
45° 舍弃式倒角刀 Throw-away chamfer mills	B048
螺丝沉头孔铣刀 Counter-sink bole on sceewof milling cutter	B049
APE 螺丝沉头孔铣刀 APE Rough cutting end mill	B050
SMP三面刃铣刀 (卡口型) SMP Side mills	B051
SMP三面刃铣刀 (刀盘型) SMP Side mills	B052

一体式刀杆 B

ONE-ARBOR SERIES



高性能可换刀头和刚性刀柄的组合，在系长的加工中亦可有效抑制震动，与传统钢制刀杆相比加工效率提高了2~5倍。加工时间大大缩短，加工成本随之下降。

刀头的自由组合及其可换性，覆盖从粗加工的所有加工要求，对刀具的集约化管理具有划时代的意义。

由于刀柄和刀杆采用螺纹连接，可在机床上方便迅速更换刀头，降低生产成本。

High-performance interchangeable cutter head and the knife handle a combination of rigidity, in the long hanging longer processing can effectively suppress vibration, as compared with traditional steel arbor processing efficiency is improved by 2~5times. Significantly reduce processing costs drop.

Segment of the free combination and can be changed, coverage from roughing to finishing all the processing requirements, intensive management tool epoch-making significance.

As the shank and arbor with threaded connections, you can easily and quickly on a replacement machine cutter, reduce production costs.

优点



EMRM圆刃立铣刀
Corner Rounding End Mills(EMRM)



型号 Cat.No	尺寸Size					刀片 Insert	压板 Clamp	螺钉 Clamp screw	扳手 Wrench
		D	L	d	M				
EMRM-4R-16-M8	2	16	35	8.5	M8	RPMW0802MO	Y-4R	M3×7	T10
EMRM-4R-20-M10	2	20	35	10.5	M10				
EMRM-5R-25-M12	2	25	40	12.5	M12				
EMRM-5R-30-M16	2	30	40	17	M16	RPMW1003MO	Y-5R	M4×10 M3.5×10	T15
EMRM-5R-35-M16	2	35	40	17	M16				
EMRM-6R-30-M16	2	30	40	17	M16	RPMT1204MO	Y-6R	M4×10	T15
EMRM-6R-35-M16	3	35	40	17	M16				

适配三菱MITSUBISHI、黛杰DIJET刀片



TRSM圆刃立铣刀
Corner Rounding End Mills (TRSM)



型号 Cat.No	尺寸Size					刀片 Insert	压板 Clamp	螺钉 Clamp screw	扳手 Wrench
		D	L	d	M				
TRSM-4R-16-M8	2	16	35	8.5	M8	RDMT0802MO	Y-4R	M3×7	T10
TRSM-4R-20-M10	2	20	35	10.5	M10				
TRSM-5R-25-M12	2	25	40	12.5	M12				
TRSM-5R-30-M16	2	30	40	17	M16	RDMT10T3MO	Y-5R	M3.5×10 M4×9	T15
TRSM-5R-35-M16	3	35	40	17	M16				

适配日立HITACHI刀片



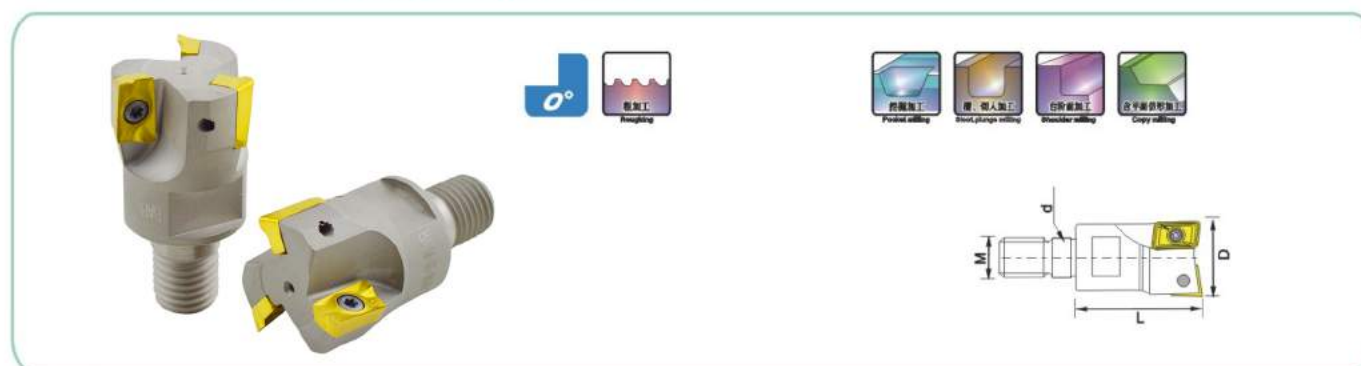
BAPM直角台肩立铣刀 Shoulder/Cutting End Mills (BAPM)



型号 Cat.No	尺寸Size					刀片 Insert	压板 Clamp	螺钉 Clamp screw	扳手 Wrench
	齿数	D	L	d	M				
BAPM-16-M8-11	2	16	35	8.5	M8				
BAPM-20-M10-11	2	20	35	10.5	M10	APMT1135PDER	--	M2.5×6.5	T8
BAPM-25-M12-11	3	25	40	12.5	M12				
BAPM-25-M12-16	2	25	40	12.5	M12				
BAPM-30-M16-16	2	30	40	17	M16	APMT1604PDER	--	M4×9	T15
BAPM-35-M16-16	3	35	40	17	M16				

适配三菱MITSUBISHI

AHUM直角台肩立铣刀 Shoulder/Cutting End Mills (AHUM)



型号 Cat.No	尺寸Size					刀片 Insert	螺钉 Clamp screw	扳手 Wrench
	齿数	D	L	d	M			
AHUM-16-M8-10	2	16	35	8.5	M8			
AHUM-20-M10-10	2	20	35	10.5	M10	JDMT100308	M2.5×6	T8
AHUM-25-M12-11	3	25	40	12.5	M12			
AHUM-25-M12-16	2	25	40	12.5	M12			
AHUM-30-M16-16	2	30	40	17	M16	JDMT150508	M4×9	T15
AHUM-35-M16-16	3	35	40	17	M16			

适配日立HITACHI刀片



TJUM 铣刀
Boring & Milling Cutter (TJUM)



型号 Cat.No	尺寸Size					刀片 Insert	螺钉 Clamp screw	扳手 Wrench
	⚙️	D	L	d	M			
TJUM-16-2T-M08	2	16	35	8.5	M8	CCMT060204 CPMT080204Z	T8	M2.5×6
TJUM-20-2T-M10	2	20	35	10.5	M10	CCMT060204 CPMT090204Z	T8/T15	M2.5×6/M3.5×8
TJUM-25-2T-M12	2	25	40	12.5	M12	CPMT090308 CPMT120308Z	T15	M4×9
TJUM-32-2T-M16	2	32	40	17	M16	CPMT120408 CPMT160408Z	T20	M5×12

适配日立HITACHI刀片



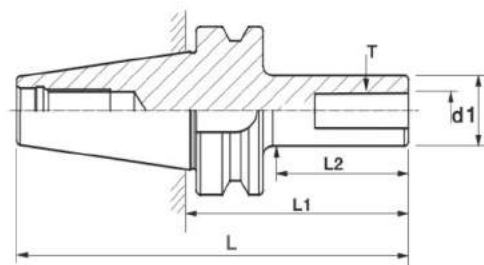
T2139M 球型精铣刀
Ball Precision Cutters (T2139M)



型号 Cat.No	尺寸Size					刀片 Insert	螺钉 Clamp screw	扳手 Wrench
	⚙️	D	L	d	M			
T2139M-6R-M6	1	12	35	6.5	M6	P 320□-D 12	T2139-6R	T20
T2139M-8R-M8	1	16	35	8.5	M8	P 320□-D 16	T2139-8R	T20
T2139M-10R-M10	1	20	35	10.5	M10	P 320□-D 20	T2139-10R	T20
T2139M-12.5R-M12	1	25	40	12.5	M12	P 320□-D 25	T2139-12.5R	T30
T2139M-15R-M16	1	30	40	17	M16	P 320□-D 30	T2139-15R	T30
T2139M-16R-M16	1	32	40	17	M16	P 320□-D 32	T2139-16R	T30



BT-MFT锁牙式刀柄
BT/MFT Screwed end mills holder



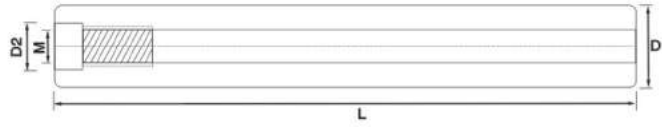
型号 Cat.No	尺寸Size					重量 Weight (KG)
	L	L1	L2	d1	T	
BT40-MFT16-M8-60	160.4	95	60	15	M8	1.1
BT40-MFT16-M8-110	210.4	145	110	15	M8	1.2
BT40-MFT20-M10-60	160.4	95	60	19	M10	1.1
BT40-MFT20-M10-110	210.4	145	110	19	M10	1.2
BT40-MFT25-M12-60	160.4	95	60	24	M12	1.1
BT40-MFT25-M12-120	220.4	155	120	24	M12	1.3
BT40-MFT30-M16-50	150.4	85	50	28	M16	1.2
BT40-MFT30-M16-100	200.4	135	100	28	M16	1.3
BT40-MFT30-M16-140	240.4	175	140	28	M16	1.6
BT40-MFT35-M16-60	160.4	95	60	33	M16	1.3
BT40-MFT35-M16-120	220.4	155	120	33	M16	1.7
BT50-MFT16-M8-60	206.8	105	60	15	M8	3.1
BT50-MFT16-M8-120	266.8	165	120	15	M8	3.2
BT50-MFT20-M10-60	206.8	105	60	19	M10	3.2
BT50-MFT20-M10-120	266.8	165	120	19	M10	3.3
BT50-MFT25-M12-60	206.8	105	60	24	M12	3.3
BT50-MFT25-M12-120	266.8	165	120	24	M12	3.4
BT50-MFT30-M16-60	206.8	105	60	28	M16	3.4
BT50-MFT30-M16-120	266.8	165	120	28	M16	3.5
BT50-MFT35-M16-60	206.8	105	60	33	M16	3.5
BT50-MFT35-M16-120	266.8	165	120	33	M16	3.7

整支通孔利于出水及抗震。

Beneficial to the entire branch water and seismic hole.



MFT 钨钢锁牙式刀杆
MFT Carbide screwed end mills holder



型号 Cat.No	L	M	D2	D
MFT16-16-100-M08	100	M8*1.25	8.5	16
MFT16-16-150-M08	150			
MFT16-16-200-M08	200			
MFT16-16-250-M08	250			
MFT19-19-200-M10	200	M10*1.5	10.5	19
MFT20-20-100-M10	100	M10*1.5	10.5	20
MFT20-20-150-M10	150			
MFT20-20-200-M10	200			
MFT20-20-250-M10	250			
MFT20-20-300-M10	300			
MFT24-24-200-M12	200	M12*1.75	12.5	24
MFT25-25-100-M12	100	M12*1.75	12.5	25
MFT25-25-150-M12	150			
MFT25-25-200-M12	200			
MFT25-25-250-M12	250			
MFT25-25-300-M12	300			
MFT29-29-250-M16	250	M16*2.0	17	29
MFT32-32-150-M16	150	M16*2.0	17	32
MFT32-32-200-M16	200			
MFT32-32-250-M16	250			
MFT32-32-300-M16	300			
MFT32-32-400-M16	400			

铣刀盘 **B**

FACE MILL





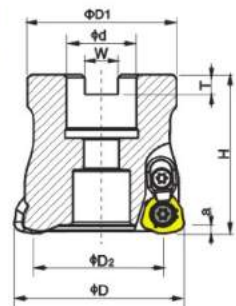
AJX快进给面铣刀盘
AJX High feedrate face mill



- 使用15° 正角刀片
- 双重夹紧机构刚性好
- 最适合大进给切削
- 具有标准冷却孔
- 刀片为特殊形状的3刃角型



- ★ The use of 15° positive angle blade
- ★ Double clamping body rigidity
- ★ The most suitable for large-feed cutting
- ★ With standard cooling holes
- ★ 3 for special shaped blade edge angle



型号 Cat.No	尺寸Size								
	⚙️	D	D1	D2	d	H	W	T	a
AJX12-50-22-3T	3	50	47	38.3	22	50	10.4	6.3	1.5
AJX12-50-22-4T	4	50	47	38.3	22	50	10.4	6.3	1.5
AJX12-63-22-4T	4	63	60	51.3	22	50	10.4	6.3	1.5
AJX14-63-22-3T	3	63	60	51.1	22	50	10.4	6.3	2
AJX14-63-22-4T	4	63	60	51.1	22	50	10.4	6.3	2
AJX14-80-27-4T	4	80	76	68.1	27	50	12.4	7	2
AJX14-100-32-5T	5	100	96	88.1	32	50	14.4	8	2

配件 Mating

型号 Cat.No	刀片 Insert	压板 Clamp piece	螺钉 Clamp screw	扳手 Wrench
AJX12	JDMW120420ZDSR-FT	AJX-12	M4X9	T15
AJX14	JDMW140520ZDSR-FT	AJX-14	M5X12	T20

适用刀片 Insert

型号 Cat.No	FH72020	VP15TF	VP30RT	刀片形状 Insert shape	尺寸Size (mm)					
					B3°	D1	S1	F1	Re	排屑槽
JDMW120420ZDSR-FT	●	●	●		15	12	4.76	5	2	无
140520ZDSR-FT	●	●	●		15	14	5.56	5	2	无
JDMT120420ZDSR-ST	●	●	●		15	12	4.76	5	2	有
120420ZDSR-JM	●	●	●		15	12	4.76	5	2	有
140520ZDSR-ST	●	●	●		15	14	5.56	5	2	有
140520ZDSR-JM	●	●	●		15	14	5.56	5	2	有

MTSUSHI(三菱)



低转速，高进给
切削效率是普通圆鼻面铣刀盘的3倍
锥形设计，钢性高



Low-speed, high feed
Cutting efficiency of an ordinary cutter round nose and face plate 3 times
Cone design, steel high

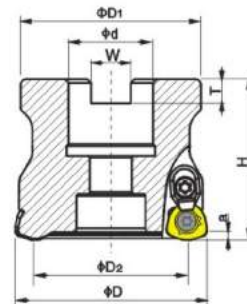


TXP快进给面铣刀盘
TXP High feedrate face mill



- 使用11° 正角刀片
- 双重夹紧机构刚性好
- 最适合大进给切削
- 具有标准冷却孔
- 刀片为特殊形状的3刃角型

- ★ The use of 11° positive angle blade
- ★ Double clamping body rigidity
- ★ The most suitable for large-feed cutting
- ★ With standard cooling holes
- ★ 3 for special shaped blade edge angle



型号 Cat.No	尺寸Size								
	齿数	D	D1	D2	d	H	W	T	a
TXP06-50-22-4T	4	50	47	41.4	22	50	10.4	6.3	1.5
TXP08-50-22-3T	3	50	47	38.6	22	50	10.4	6.3	1.5
TXP08-63-22-4T	4	63	59	51.6	22	50	10.4	6.3	1.5
TXP08-80-27-4T	4	80	70	68.6	27	50	12.4	7	1.5
TXP08-100-32-6T	6	100	90	88.6	32	50	14.4	8	1.5

B
铣削刀具
Milling Tool

配件 Mating

型号 Cat.No	刀片 Insert	压板 Clamp piece	螺钉 Clamp screw	扳手 Wrench
TXP06	WPMW06X415ZPR	TXP-06	M4X9	T15
TXP08	WPMW080615ZSR	TXP-08	M5X12	T20

适用刀片 Insert

型号 Cat.No	AH120	AH140	T3030	T1015	刀片形状 Insert shape	尺寸Size (mm)				
						A	B	T	R	
WPMW06X415ZPR	●	●	●	●		6	9.525	4.2	1.5	Tungaloy(东抄)
WPMT06X415ZPR-ML	●	●	●	●		6	9.525	4.2	1.5	
O6X415ZPR-MH	●	●				6	9.525	4.2	1.5	
WPMT080615ZPR	●	●	●	●		8	12.87	6.35	1.5	
O80615ZPR-ML	●	●	●			8	12.87	6.35	1.5	
O80615ZPR-MH	●	●				8	12.87	6.35	1.5	



低转速，高进给
切削效率是普通圆鼻面铣刀盘的3倍
锥形设计，钢性高



Low-speed, high feed
Cutting efficiency of an ordinary cutter round nose and face plate 3 times
Cone design, steel high



SKS快进给面铣刀盘
SKS High feedrate face mill



粗加工
Roughing



轮廓加工
Pocket milling



槽、插刀加工
Slot/plunge milling



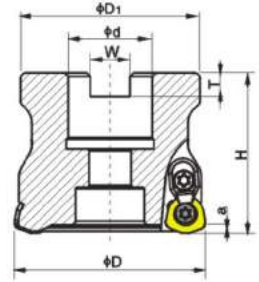
台肩槽加工
Shoulder milling



水平面铣削加工
Copy milling

- 使用15° 正角刀片
- 双重夹紧机构刚性好
- 最适合大进给切削
- 具有标准冷却孔
- 刀片为特殊形状的3刃角型

- ★ The use of 15° positive angle blade
- ★ Double clamping body rigidity
- ★ The most suitable for large-feed cutting
- ★ With standard cooling holes
- ★ 3 for special shaped blade edge angle



B
铣削刀具
Milling Tool

型号 Cat.No	尺寸Size						
		D	D1	d	H	W	T
SKS08-50-22-4T	4	50	47	22	50	10.4	6.3
SKS08-63-22-4T	4	63	60	22	50	10.4	6.3
SKS08-66-27-4T	4	66	60	27	50	12.4	7
SKS08-80-27-5T	5	80	70	27	55	12.4	7
SKS08-100-32-6T	6	100	90	32	55	14.4	8

配件 Mating

型号 Cat.No	刀片 Insert	压板 Clamp piece	螺钉 Clamp screw	扳手 Wrench
SKS08	WDMW080520ZTR	SKS-08	M4.5X10.5/M5X11	T20

适用刀片 Insert

型号 Cat.No	JC5015	JC5040	JC600	JC730U	JC8015	刀片形状 Insert shape	尺寸Size (mm)				DIJET(黛杰)
	A	B	T	R							
WDMW06T320ZTR	●	●			●		10	1.2	3.97	2	
080520ZTR	●	●			●		13	1.5	5.5	2	
10X620ZTR	●	●					16	2.0	6	2	
WDMT080520ZER			●	●			13	1.5	5.5	2	
10X620ZER			●	●			16	2.0	6	2	
WDHW06T320ZTR	●	●					10	1.2	3.97	2	
080520ZTR	●	●					13	1.5	5.5	2	



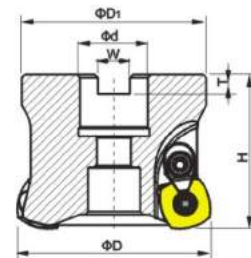
低转速，高进给
切割效率是普通圆鼻面铣刀盘的3倍
锥形设计，钢性高



Low-speed, high feed
Cutting efficiency of an ordinary cutter round nose and face plate 3 times
Cone design, steel high



ASR快进给面铣刀盘
ASR/ASRT High feedrate face mill



- 双重夹紧机构刚性好
- 最适合大进给切削
- 具有标准冷却孔
- 刀片为特殊形状的4刃角型

- ★ Double clamping body rigidity
- ★ The most suitable for large-feed cutting
- ★ With standard cooling holes
- ★ 4 for special shaped blade edge angle

型号 Cat.No	尺寸Size						
		D	D1	d	H	W	T
ASR-50-22-4T	4	50	47	22	50	10.4	6.3
ASRT-63-22-4T	4	63	60	22	50	10.4	6.3
ASRT-80-27-5T	5	80	70	27	50	12.4	7
ASRT-100-32-5T	5	100	90	32	50	14.4	8
ASRT-125-40-6T	6	125	90	40	50	16.4	9
ASRT-160-40-8T	8	160	120	40	50	16.4	9
ASRT-200-60-8T	8	200	120	60	50	25.7	14
ASRT-200-60-10T	10	200	120	60	50	25.7	14

配件 Mating

型号 Cat.No	刀片 Insert	压板 Clamp piece	螺钉 Clamp screw	扳手 Wrench
ASR	EPNW0603TN-8	-	M2.5X6	T8
ASRT	SDNW1505ZDTN-15	ASRT-15	M5X12	T20

适用刀片 Insert

型号 Cat.No	JX8045	GX2030	JX1005	JX1015	JX1020	JX1045	JX1060	刀片形状 Insert shape	尺寸Size (mm)					HITACHI (HIC)			
	R	L	T	W	排屑槽												
EPNW0603TN-8	●	●	●	●	●	●	●		8	10	3.18	6.35	无	HITACHI (HIC)			
EPMT0603TN-8	●	●	●	●	●	●	●		8	10	3.18	6.35	有				
型号 Cat.No	JX1045	TB6005	TB6020	TB6045	TB6060	CY150	CY250	GX30	GX2030	GH550	刀片形状 Insert shape	尺寸Size (mm)					HITACHI (HIC)
R	L	T	W	排屑槽													
SDNW1505ZDTN-R15	●	●		●	●	●	●	●				8	10	3.18	6.35	无	HITACHI (HIC)
SDMT1505ZDTN-R15	●			●	●							8	10	3.18	6.35	有	
SDMT1505ZDTN-C15	●			●	●			●									
SDEW1505ZDTN-R15	●			●	●			●									

B
铣削刀具
Milling Tool

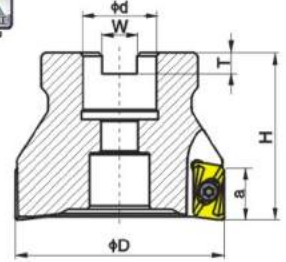


TAP快进给面铣刀盘
TAP Right angle shoulder face mill



- 11° 正角刀片
- 适配多种材质刀片, 可适用铝钢铁削
- 螺丝锁紧, 容屑空间大, 排屑好
- 切削轻快, 阻力小

- ★ 11° positive angle blade
- ★ Adaptive multi-material blade, applicable to aluminum steel milling
- ★ Screw locking, allow a large space debris, a good chip disposal
- ★ Cutting light, the resistance of small



B
铣削刀具
Milling Tool

型号 Cat.No	尺寸Size						
	齿数	D	d	H	W	T	a
TAP 300R-40-16-5T	5	40	16	40	8.4	5.6	9
TAP 300R-50-22-6T	6	50	22	50	10.4	6.3	9
TAP 400R-50-22-4T	4	50	22	50	10.4	6.3	14
TAP 400R-63-22-5T	5	63	22	50	10.4	6.3	14
TAP 400R-80-27-6T	6	80	27	50	12.4	7	14
TAP 400R-100-32-7T	7	100	32	50	14.4	8	14
TAP 400R-125-40-8T	8	125	40	63	16.4	9	14
TAP 400R-160-40-8T	8	160	40	63	16.4	9	14
TAP 400R-200-60-9T	9	200	60	63	25.7	14	14
TAP 400R-63-25.4-5T	5	63	25.4	50	10	6	14
TAP 400R-80-25.4-6T	6	80	25.4	50	10	6	14
TAP 400R-100-31.75-7T	7	100	31.75	50	13	8	14
TAP 400R-125-38.1-8T	8	125	38.1	63	16.2	10	14
TAP 400R-160-50.8-9T	9	160	50.8	63	19.3	11	14

配件 Mating

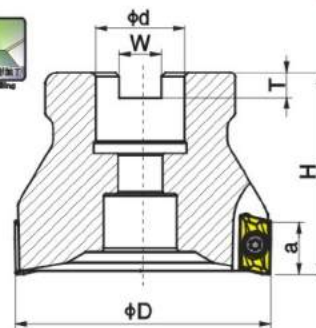
型号 Cat.No	刀片 Insert	螺钉 Clamp screw	扳手 Wrench
TAP300R	APMT1135PDER	M2.5X6	T8
TAP400R	APMT1604PDER	M4X9	T15

适用刀片 Insert

型号 Cat.No	F7030	F620	VP15TF	UP20M	NX2525	NX4545	UT120T	HT110	P20T	H10T	刀片形状 Insert shape	尺寸Size (mm)					
												L1	L2	S1	F1	Re	
APMT1604PDER-H1	●		●				●					16.5	9.525	4.76	1.7	0.4	MTSUBISHI (山崎)
1604PDER-H2	●	●	●	●	●	●	●					16.5	9.525	4.76	1.7	0.8	
APMT1604PDER-M2	●	●	●			●			●			16.5	9.525	4.76	1.7	0.8	ROSS
APMT1604DDR										●		16.5	9.525	4.76	1.7	0.8	
APKT160402PDSR												16.4	9.525	4.76	-	0.2	



AHUB直角台肩壳形铣刀 AHUB Right angle shoulder face mill



- 刀片经济，适用性高
- ★ Blade economy, the applicability of high
- 容屑空间大，排屑好
- ★ Capacity chip a large space, good chip disposal
- 锥形设计，钢性高
- ★ Cone design, steel high

型号 Cat.No	尺寸Size						
		D	d	H	W	T	a
AHUB-50-22-4T	4	50	22	50	10.4	6.3	16
AHUB-63-22-5T	5	63	22	50	10.4	6.3	16
AHUB-80-27-6T	6	80	27	50	12.4	7	16
AHUB-100-32-6T	6	100	32	50	14.4	8	16

配件 Mating

型号 Cat.No	刀片 Insert	螺钉 Clamp screw	扳手 Wrench
AHUB	JDMT1505□□R	M4x9	M4x10

适用刀片 Insert

型号 Cat.No	PTH30E	TB6045	PTH40H	PTH13S	JX8045	JP4020	刀片形状 Insert shape	尺寸Size (mm)				HITACHI (日立)
								A	B	T	R	
JDMT 150504R	●	●		●	●	●		16	9.12	5	0.4	
JDMT 150508R	●	●	●	●	●	●		16	9.12	5	0.8	
JDMT 150520R	●				●	●		16	9.12	5	2.0	
JDMT 150530R	●		●		●	●		16	9.12	5	3.0	

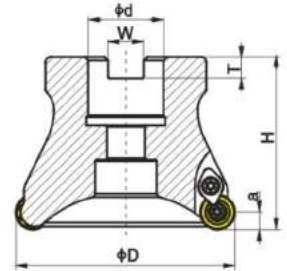


EMR 圆鼻面铣刀盘
EMR Round dowel face mill



- 使用11° 正角刀片
- 刀片经济, 适用性高
- 容屑空间大, 排屑好
- 锥形设计, 刚性高

- ★ Using the 11° positive angle blade
- ★ Blade economy,the applicability of high
- ★ Capacity chip a large space,good chip disposal
- ★ Cone design,steel high



型号 Cat.No	尺寸Size						
		D	d	H	W	T	a
EMR -4R-50-22-4T	4	50	22	50	10.4	6.3	4
EMR -4R-63-22-5T	5	63	22	50	10.4	6.3	4
EMR -4R-80-27-6T	6	80	27	50	12.4	6.3	4
EMR -4R-100-32-6T	6	100	32	50	14.4	6.3	4
EMR -5R-50-22-4T	4	50	22	50	10.4	6.3	5
EMR -5R-63-22-5T	5	63	22	50	10.4	6.3	5
EMR -5R-80-27-6T	6	80	27	50	12.4	7	5
EMR -5R-100-32-6T	6	100	32	50	14.4	7	5
EMR -5R-125-40-7T	7	125	40	63	16.4	9	5
EMR -5R-160-40-8T	8	160	40	63	16.4	9	5
EMR -5R-63-25.4-5T	5	63	25.4	50	10	6	5
EMR -5R-80-25.4-6T	6	80	25.4	50	10	6	5
EMR -5R-100-31.75-6T	6	100	31.75	50	13	8	5

配件 Mating

型号 Cat.No	刀片 Insert	压板 Clamp piece	螺钉 Clamp screw	扳手 Wrench
EMR-4R	RPMW\T0802	HR-4R	M4X9/M3.5X10B	T15
EMR-5R	RPMW\T1003	HR-5R	M4X9/M3.5X10B	T15



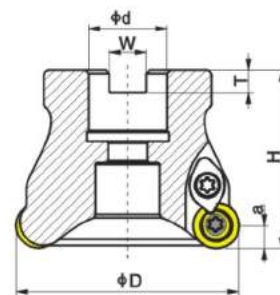
圆刀片切削刃强度高
系列产品品种丰富
最适合磨具材料加工



Circular blade cutting edge strength is high.
Series of products rich variety.
The most suitable mold materials processing.



R200 圆鼻面铣刀盘
R200 Round dowel face mill



- 适配山特维克精磨刀片
- 精度高, 适于精加工
- 锥形设计, 钢性高
- ★ Adapter grinding blade Sandvik
- ★ High precision, suitable for finishing
- ★ Cone design, steel high

型号 Cat.No	尺寸Size						
		D	d	H	W	T	a
R200 -5R-50-22-4T	4	50	22	50	10.4	6.3	5
R200 -5R-63-22-5T	5	63	22	50	10.4	6.3	5
R200 -5R-80-27-6T	6	80	27	50	12.4	7	5
R200 -5R-100-32-6T	6	100	32	50	14.4	8	5
R200 -6R-50-22-4T	4	50	22	50	10.1	6.3	6
R200 -6R-63-22-5T	5	63	22	50	10.1	6.3	6
R200 -6R-80-27-6T	6	80	27	50	12.4	7	6
R200 -6R-100-32-6T	6	100	32	50	14.4	8	6
R200 -8R-63-22-5T	5	63	22	50	10.4	6.3	8
R200 -8R-80-27-6T	6	80	27	50	12.4	7	8
R200 -8R-100-32-6T	6	100	32	50	14.4	8	8
R200 -8R-125-40-6T	6	125	40	63	16.4	9	8
R200 -8R-160-40-8T	8	160	40	63	16.4	9	8
R200 -8R-200-60-9T	9	200	60	63	25.7	14	8
R200 -10R-100-32-6T	6	100	32	63	14.4	8	10
R200 -10R-125-40-6T	6	125	40	63	16.4	9	10

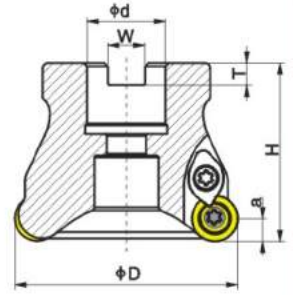
配件 Mating

型号 Cat.No	刀片 Insert	压板 Clamp piece	螺钉 Clamp screw	扳手 Wrench
R200 -5R	RC□T10T3MO	HR-5R	M4X9/M3.5X10B	T15
R200 -6R	RC□T1204MO	HR-6R	M4X9/5X12	T15
R200 -8R	RC□T1606MO	HR-8R	M5X12	T20
R200 -10R	RC□T2006MO	HR-10R	M5X12/M6X18	T20/T30

B
铣削刀具
Milling Tool



TRS 圆鼻面铣刀盘
TRS Round dowel face mill



- 使用15° 正角刀片
- 刀片经济, 适用性高
- 容屑空间大, 排屑好
- 锥形设计, 刚性高

- ★ Using the 15° positive angle blade
- ★ Blade economy, the applicability of high
- ★ Capacity chip a large space, good chip disposal
- ★ Cone design, steel high

B
铣削刀具
Milling Tool

型号 Cat.No	尺寸Size						
	齿数	D	d	H	W	T	a
TRS -5R-50-22-4T	4	50	22	50	10.4	6.3	5
TRS -5R-63-22-5T	5	63	22	50	10.4	6.3	5
TRS -5R-80-27-6T	6	80	27	50	12.4	7	5
TRS -5R-100-32-6T	6	100	32	50	14.4	8	5
TRS -6R-50-22-4T	4	50	22	50	10.4	6.3	6
TRS -6R-63-22-5T	5	63	22	50	10.4	6.3	6
TRS -6R-80-27-6T	6	80	27	50	12.4	7	6
TRS -6R-100-32-6T	6	100	32	50	14.4	8	6
TRS -8R-63-22-5T	5	63	22	50	10.4	6.3	8
TRS -8R-80-27-6T	6	80	27	50	12.4	7	8
TRS -8R-100-32-8T	8	100	32	50	14.4	8	8

配件 Mating

型号 Cat.No	刀片 Insert	压板 Clamp piece	螺钉 Clamp screw	扳手 Wrench
TRS -5R	RD□□10T3MO	HR-5R	M4X9/M3.5X10B	T15
TRS -6R	RD□□1204MO	HR-6R	M4X9/5X12	T15
TRS -8R	RD□□1604MO	HR-8R	M5X12	T20

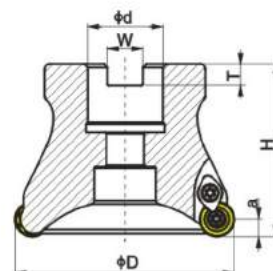


EMRW 圆鼻面铣刀盘
EMRW Round dowel face mill



- 使用11° 正角刀片
- 刀片经济, 适用性高
- 容屑空间大, 排屑好
- 锥形设计, 钢性好

- ★ Using the 11° positive angle blade
- ★ Blade economy, the applicability of high
- ★ Capacity chip a large space, good chip disposal
- ★ Cone design, steel high



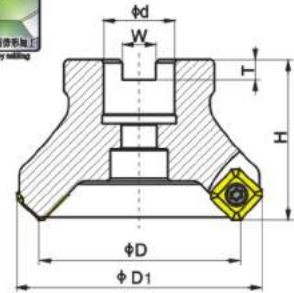
型号 Cat.No	尺寸Size						
		D	d	H	W	T	a
EMRW-5R-50-22-4T	4	50	22	50	10.4	6.3	5
EMRW-5R-63-22-5T	5	63	22	50	10.4	6.3	5
EMRW-5R-80-27-6T	6	80	27	50	12.4	7	5
EMRW-5R-100-32-6T	6	100	32	50	14.4	7	5
EMRW-5R-125-40-7T	7	125	40	63	16.4	9	5
EMRW-5R-160-40-8T	8	160	40	63	16.4	9	5
EMRW-5R-63-25.4-5T	5	63	25.4	50	10	6	5
EMRW-5R-80-25.4-6T	6	80	25.4	50	10	6	5
EMRW-5R-100-31.75-6T	6	100	31.75	50	13	8	5
EMRW-6R-50-22-4T	4	50	22	50	10.4	6.3	6
EMRW-6R-63-22-5T	5	63	22	50	10.4	6.3	6
EMRW-6R-80-27-6T	6	80	27	50	12.4	7	6
EMRW-6R-100-32-6T	6	100	32	50	14.4	8	6
EMRW-6R-125-40-7T	7	125	40	63	16.4	9	6
EMRW-6R-160-40-8T	8	160	40	63	16.4	9	6
EMRW-6R-200-60-9T	9	200	60	63	25.7	14	6
EMRW-6R-63-25.4-5T	5	63	25.4	50	10	6	6
EMRW-6R-80-25.4-6T	6	80	25.4	50	10	6	6
EMRW-6R-100-31.75-6T	6	100	31.75	50	13	6	6

配件 Mating

型号 Cat.No	刀片 Insert	压板 Clamp piece	螺钉 Clamp screw	扳手 Wrench
EMRW-5R	RPMW\T10T3	HR-5R	M4X9/M3.5X10B	T15
EMRW-6R	RPMW\T1204	HR-6R	M4X9/M3.5X10B	T15



TSE12-45° 面铣刀盘
TSE12-45° Face mill



- 适配钢件、铸件、铝件多种材质刀片，适切范围广
- 容屑空间大，排屑好
- 可适用平面铣削的精加工
- 大前角，切削负荷小
- ★ Fit steel, castings, aluminum pieces of various materials blade, the relevance of a wide range of
- ★ Capacity chip a large space, good chip disposal
- ★ Planar milling finishing applicable
- ★ Large rake angle, cutting a small load

B
铣削刀具
Milling Tool

型号 Cat.No	尺寸Size						
	齿数	D	D1	d	H	W	T
TSE12-50-22-4T	4	50	64	22	50	10.4	6.3
TSE12-63-22-5T	5	63	77	22	50	10.4	6.3
TSE12-80-27-6T	6	80	94	27	50	12.4	7
TSE12-100-32-6T	6	100	114	32	50	14.4	8
TSE12-125-40-6T	6	125	139	40	63	16.4	9
TSE12-160-40-6T	6	160	174	40	63	16.4	9
TSE12-200-60-8T	8	200	210	60	63	25.7	14
TSE12-250-60-10T	10	250	260	60	63	25.7	14
TSE12-63-25.4-5T	5	63	77	25.4	50	10	6
TSE12-80-25.4-5T	5	80	94	25.4	50	10	6
TSE12-100-31.75-6T	6	100	114	31.75	50	13	8

配件 Mating

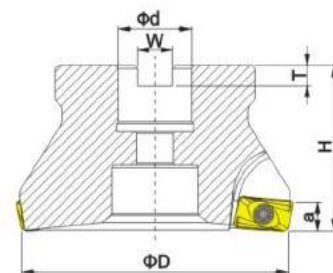
型号 Cat.No	刀片 Insert	螺钉 Clamp screw	扳手 Wrench
TSE12	SEHT1204	M5X12	T20

适用刀片 Insert

型号 Cat.No	WAP25	WAP35	WTP35	WXP45	WPM	WXM35	WAK15	WAK25	WKM	WK10	P201F	P201	H101	刀片形状 Insert shape	尺寸Size (mm)			
															D1	S1	排屑槽	
SEHT1204AFN		●	●	●		●				●					12.7	4.76	有	WALTER (瓦爾特)
1204AFN-K88										●					12.7	4.76	有	
SEHW1204AFN	●	●	●		●	●	●	●	●						12.7	4.76	無	ROSS
SEHT1204AFFN											●	●	●		12.7	4.76	無	



RAP-75 ° 面铣刀盘
RAP-75 ° face mill



- 使用APMT1604废弃刀片，节约成本
- ★ Abandoned the use of APMT1604 blade, cost savings

型号 Cat.No	尺寸Size						
		D	d	H	W	T	a
RAP400R-63-22-5T	5	63	22	50	10.4	6.3	8
RAP400R-80-27-5T	5	80	27	50	12.4	7	8
RAP400R-100-32-6T	6	100	32	50	14.4	8	8

B
铣削刀具
Milling Tool

配件 Mating

型号 Cat.No	刀片 Insert	螺钉 Clamp screw	扳手 Wrench
RAP400R	APMT1604 PDER	M4X9	T15

适用刀片 Insert

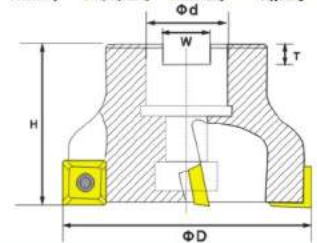
型号 Cat.No	F7030	F620	VP15TF	UP20M	NX2525	NX4545	UT120T	HT110	NCM325	PC3535	PC3545	PC3530	PC6510	PD2000	H01	刀片形状 Insert shape	尺寸Size (mm)						
																	L1	L2	S1	F1	Re		
APMT1604PDER-H1	●		●				●											16.5	9.525	4.76	1.7	0.4	MITSUBISHI (三菱)
1604PDER-H2	●	●	●	●	●	●	●											16.5	9.525	4.76	1.7	0.8	
1604PDER-H4	●						●											16.5	9.525	4.76	1.7	1.6	
1604PDER-H6	●						●											16.5	9.525	4.76	1.7	2.4	
1604PDER-H8	●						●											16.5	9.525	4.76	1.7	3.2	
APMT1604PDER-M2	●	●	●			●												16.5	9.525	4.76	1.7	0.8	KORLOY 可洛依
APGT1604PDER-G2	●						●											16.5	9.525	4.76	1.7	0.8	
APKT1604PDSR								●	●	●	●	●						16.4	9.525	4.76	-	0.8	
1604PDFR-MA													●	●				16.4	9.525	4.76	-	0.8	



FM90° 面铣刀盘
FM90° Face mill



- 可用于插铣, 平面、台阶面、槽加工
 - 低切削力, 大前角, 切削轻快
 - 高生产率, 高精度
- ★ Can be used to insert milling, flat, level surface, groove
 - ★ Low cutting force, large rake angle, cutting light
 - ★ High productivity, high-precision



B
铣削刀具
Milling Tool

型号 Cat.No	尺寸Size					
	⚙️	D	D1	H	W	T
FM09-50-22-4T	4	50	22	50	10.4	6.3
FM09-63-22-5T	5	63	22	50	10.4	6.3
FM09-80-27-6T	6	80	27	50	12.4	7
FM09-100-32-8T	8	100	32	50	14.4	8

配件 Mating

型号 Cat.No	刀片 Insert	螺钉 Clamp screw	扳手 Wrench
FM-09	SE□T09T308	M3X8	T8

适用刀片 Insert

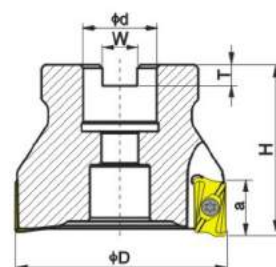
型号 Cat.No	WAP25	WAP35	WTP35	WXP45	WPM	WXM35	WAK15	WAK25	WKM	WK10	P201	刀片形状 Insert shape	尺寸Size (mm)			
													D1	S2	排屑槽	
SEET09308PDER		●	●	●		●				●			9.52	4.01	有	WALTER (瓦爾特)
SEHT09T308PDER	●	●	●		●	●	●	●					9.52	4.01	有	
SEMT09T308PDER											●			9.52	4.01	有



R390直角台肩面铣刀盘 R390 Right angle shoulder face mill



- 适配山特维克精磨刀片
- 精度高, 适于精加工
- 锥形设计, 刚性高
- ★ Adapter grinding blade Sandvik
- ★ High precision, suitable for finishing
- ★ Cone design, steel high



型号 Cat.No	尺寸Size					
		D	d	H	W	T
R390-11-50-22-4T	4	50	22	50	10.4	6.3
R390-11-63-22-4T	4	63	22	50	10.4	6.3
R390-17-63-22-4T	4	63	22	50	10.4	6.3
R390-17-80-27-6T	6	80	27	50	12.4	7
R390-17-100-32-6T	6	100	32	50	14.4	8
R390-17-125-40-6T	6	125	40	63	16.4	9
R390-17-160-40-8T	8	160	40	63	16.4	9

配件 Mating

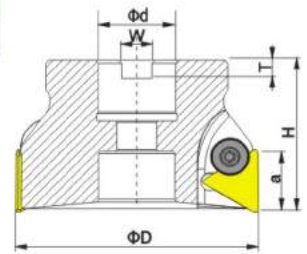
型号 Cat.No	刀片 Insert	螺钉 Clamp screw	扳手 Wrench
R390-11	R390-11T308	M2.5X6	T8
R390-17	R390-170408	M3.5X9	T15

适用刀片 Insert

型号 Cat.No	1205	1030	4042	530	刀片形状 Insert shape	尺寸Size				SANDVIK (山特维特)
						L1	L2	S1	Re	
R390-11T308M-PM	●	●	●	●		11	6.8	3.5	0.8	
R390-11T308M-KM	●	●	●	●		17	9.6	4.76	0.8	
R390-170408M-PM	●	●	●	●						
R390-170408M-KM	●	●	●	●						



TP直角台肩面铣刀盘
TP Right angle shoulder Face mill



- 使用传统刀片，节约成本
- ★ Equipped with a traditional blade, cutting low-cost

B
铣削刀具
Milling Tool

型号 Cat.No	尺寸Size						
		D	d	H	W	T	a
TP11-40-16-4T	4	40	16	45	8.4	5.6	9
TP11-50-22-4T	4	50	22	50	10.4	6.3	9
TP16-50-22-4T	4	50	22	50	10.4	6.3	14
TP22-63-22-3T	3	63	22	50	10.4	6.3	18
TP22-80-27-4T	4	80	27	50	12.4	7	18
TP22-100-32-5T	5	100	32	50	14.4	8	18
TP22-125-40-6T	6	125	40	60	16.4	9	18
TP22-160-40-7T	7	160	40	63	16.4	9	18
TP22-200-60-8T	8	200	60	63	25.7	14	18
TP22-63-25.4-3T	3	63	25.4	50	10	6	18
TP22-80-25.4-4T	4	80	25.4	50	10	6	18
TP22-100-31.75-5T	5	100	31.75	50	13	8	18
TP22-125-38.1-6T	6	125	38.1	60	16.2	10	18
TP22-160-38.1-7T	7	160	38.1	63	16.2	10	18
TP22-200-47.625-8T	8	200	47.625	63	25.4	14.3	18

配件 Mating

型号 Cat.No	刀片 Insert	压板 Clamp piece	螺钉 Clamp screw	扳手 Wrench
TP11	TP□N1103	DTP11	DTP-M4	L2.5
TP16	TP□N1603	DTP16	DTP-M5	L3
TP22	TP□N2204	DTP22	DTP-M5	L3

适用刀片 Insert

型号 Cat.No	UT120	NX2525	JC5015	P201	刀片形状 Insert shape	尺寸Size (mm)			MITSUBISHI (三菱) ROSS
						D1	S1	排屑槽 Chip breaker	
TPKN1603PDR	●	●	●	●		9.525	3.18	无(without)	
TPMN1603PDR	●	●	●	●		9.525	3.18	无(without)	
TPKN2204PDR	●	●	●	●		12.7	4.76	无(without)	
TPMN220408				●		12.7	4.76	无(without)	
TPUM110308	●					6.35	3.18	无(without)	
TPMN110308		●		●		6.35	3.18	无(without)	

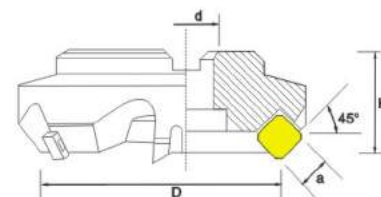


SD45° 面铣刀盘
SD45° Face mill cutter



- 使用15° 正角刀片
- 采用高刚性硬质合金刀垫

- ★ Using the blade angle is 15°
- ★ High-rigidity alloy knife pad.



型号 Cat.No		外径 D	孔径 d	高度 H	刀片规格 Insert
SD-445-03-25.4-5T	5	80	25.4	55	SDKN1203
SD-445-04-31.75-5T	5	100	31.75	55	
SD-445-05-38.1-6T	6	125	38.1	60	
SD-445-06-50.8-8T	8	160	50.8	60	
SD-445-08-47.625-10T	10	200	47.625	65	
SD-445-10-47.625-12T	12	250	47.625	65	
SD-445-12-47.625-14T	14	300	47.625	65	
SD-545-03-25.4-5T	5	80	25.4	55	SDKN1504
SD-545-04-31.75-5T	5	100	31.75	55	
SD-545-05-38.1-6T	6	125	38.1	60	
SD-545-06-50.8-8T	8	160	50.8	60	
SD-545-08-47.625-10T	10	200	47.625	65	
SD-545-10-47.625-12T	12	250	47.625	65	
SD-545-12-47.625-14T	14	300	47.625	65	

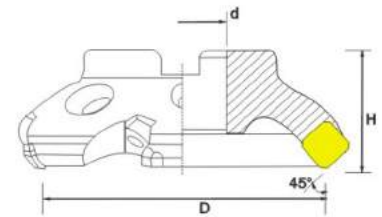


SE45° 面铣刀盘
SE45° Face mill cutter



- 使用20° 正角刀片
- 大前角刃形
- 采用高刚性硬质合金刀垫

- ★ Using the blade angle is 20°
- ★ Large front-edge-shaped
- ★ High-rigidity alloy knife pad.



B
铣削刀具
Milling Tool

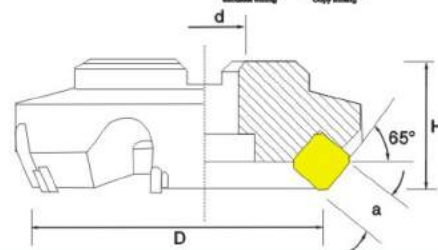
型号 Cat.No		外径 D	孔径 d	高度 H	刀片规格 Insert
SE-445-63-22-4T	4	63	22	50	SEKN1203
SE-445-63-25.4-4T	4	63	25.4	50	
SE-445-03-25.4-5T	5	80	25.4	50	
SE-445-04-31.75-6T	6	100	31.75	50	
SE-445-05-38.1-7T	7	125	38.1	50	
SE-445-06-50.8-8T	8	160	50.8	55	
SE-445-08-47.625-10T	10	200	47.625	55	
SE-445-10-47.625-12T	12	250	47.625	55	
SE-445-12-47.625-14T	14	300	47.625	55	
SE-545-03-25.4-5T	5	80	25.4	50	SEKN1504
SE-545-04-31.75-6T	6	100	31.75	50	
SE-545-05-38.1-7T	7	125	38.1	50	
SE-545-06-50.8-8T	8	160	50.8	55	
SE-545-08-47.625-10T	10	200	47.625	55	
SE-545-10-47.625-12T	12	250	47.625	55	
SE-545-12-47.625-14T	14	300	47.625	55	



SP65° 平面铣刀盘
SP65° Face mill cutter



- 使用11° 正角刀片
- 采用高刚性硬质合金刀垫
- ★ Using the blade angle is 11°
- ★ High-rigidity alloy knife pad.



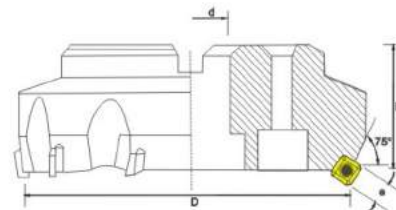
型号 Cat.No	齿数	外径 D	孔径 d	高度 H	刀片规格 Insert
SP-435-03-25.4-5T	5	80	25.4	55	SPKN1204
SP-435-04-31.75-5T	5	100	31.75	55	
SP-435-05-38.1-6T	6	125	38.1	60	
SP-435-06-50.8-8T	8	160	50.8	60	
SP-435-08-47.625-10T	10	200	47.625	65	
SP-435-10-47.625-12T	12	250	47.625	65	
SP-435-12-47.625-14T	14	300	47.625	65	SPKN1504
SP-535-03-25.4-5T	5	80	25.4	55	
SP-535-04-31.75-5T	5	100	31.75	55	
SP-535-05-38.1-6T	6	125	38.1	60	
SP-535-06-50.8-8T	8	160	50.8	60	
SP-535-08-47.625-10T	10	200	47.625	65	
SP-535-10-47.625-12T	12	250	47.625	65	SPKN1504
SP-535-12-47.625-14T	14	300	47.625	65	



FP75° 平面铣刀盘
FP75° Face mill cutter




- 使用11° 正角刀片
- 采用高刚性硬质合金刀垫
- ★ Using the blade angle is 11°
- ★ High-rigidity alloy knife pad.








型号 Cat.No	齿数	外径 D	孔径 d	高度 H	刀片规格 Insert
FP-03-25.4-5T	5	80	25.4	55	SPKN1203
FP-04-31.75-6T	6	100	31.75	55	
FP-05-38.1-8T	8	125	38.1	60	
FP-06-50.8-10T	10	160	50.8	60	
FP-08-47.625-12T	12	200	47.625	65	
FP-10-47.625-16T	16	250	47.625	65	
FP-12-47.625-20T	20	300	47.625	65	



BAP玉米型粗铣刀盘
BAP Shell type tough cutting end mills

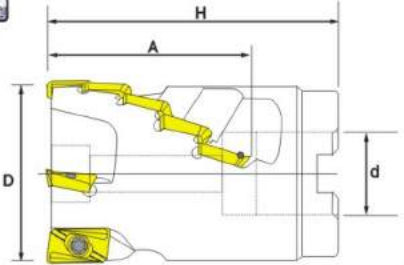






- 高效能型粗铣刀，能加工深孔。
- 尺寸可由刀杆随意变换深度，发挥最大效能。

- ★ High-performance-based rough milling, deep hole can be processed.
- ★ Arbor size can be arbitrarily change the depth of maximum efficiency.






型号 Cat.No	⚙️	尺寸 Size				刀片 Insert	螺钉 Clamp screw	扳手 wrench
		D	d	A	H			
BAP-50-22-45L	9	50	22	45	64	 APKT1604	M4	T15
BAP-63-25.4-45L	12	63	25.4	45	64			
BAP-63-25.4-68L	20	63	25.4	68	90			





B
铣削刀具
Milling Tool



SPC玉米型粗铣刀盘
SPC shell type tough cutting end mills



- 高效能型粗铣刀，能加工深孔。
- 尺寸可由刀杆随意变换深度，发挥最大效能。

High-performance-based rough milling, deep hole can be processed.
Arbor size can be arbitrarily change the depth of maximum efficiency.



型号 Cat.No	⚙️	尺寸 Size				刀片 Insert			螺钉 Clamp screw	扳手 wrench	
		D	d	A	H	T	T	T			
SPC-80-31.75-80L	6	80	31.75	67	80	LPMT1504	3	SPMT1204	18	M5	T20
SPC-80-32-80L	6	80	32	67	80	LPMT1504	3	SPMT1204	18	M5	T20
SPC-100-40-100L	8	100	40	77	100	LPMT1504	4	SPMT1204	24	M5	T20

铣刀杆 **B**
MILLING





ASR直角台肩壳形铣刀
ASR High feedrate end mill



粗加工
Roughing



精密加工
Precision milling



微、轻小加工
Small diameter milling



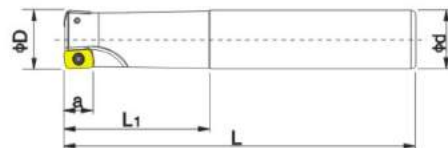
台肩槽加工
Shoulder milling



公平曲线形加工
Copy milling

● 高进给，高效率

★ High feed, high efficiency



型号 Cat.No	刃数 No. of flutes	尺寸Size			
		D	d	L	L1
ASR2016×160-C16-2T	2	16	16	160	50
ASR2017×160-C16-2T	2	17	16	160	-
ASR2020×160-C20-2T	2	20	20	160	50
ASR2021×160-C20-2T	2	21	20	160	50
ASR2025×160-C25-3T	3	25	25	160	-
ASR2025×200-C25-3T	3	25	25	200	50
ASR2026×200-C25-3T	3	26	25	200	-
ASR2032×160-C32-4T	4	32	32	160	75
ASR2033×160-C32-4T	4	33	32	160	-
ASR2033×200-C32-4T	4	33	32	200	-

配件 Mating

型号 Cat.No	刀片 Insert	螺钉 Clamp screw	扳手 Wrench
ASR20	EPNW0603TN-8 EPMT0603TN-8	M2.5X6	T8

适用刀片 Insert

型号 Cat.No	JX8045	JX1005	JX1015	JX1020	GX2030	JX1045	JX1060	刀片形状 Insert shape	尺寸Size (mm)				
									R	L	T	W	排屑槽
EPNW0603TN-8	●	●	●	●	●	●	●		8	10	3.18	6.35	无
EPMT0603TN-8	●	●	●	●	●	●	●		8	10	3.18	6.35	有



刀杆先进行整体热处理 (硬度达到48HRC),然后再精修。避免二次热处理时使刀体产生变形,从而确保了精度和超强的刚性。



Arbor before an overall heat treatment (hardness reached 48 HRC),and then intensive.To avoid secondary heat treatment to make cutter body deformation. So as to ensure the accuracy of the tolerance range and superior rigidity.

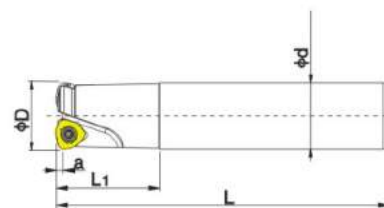


AJX快进给立铣刀
AJX High feedrate end mill



● 最适合大进给切削

★ The most suitable for large-feed cutting.



型号 Cat.No	刃数 No. of flutes	尺寸Size				
		D	d	L	L1	a
AJX06-1716-160L	2	17	16	160	--	1
AJX08-2120-160L	2	21	20	160	--	1.5
AJX09-2625-200L	2	26	25	200	--	2
AJX12-3332-160L	2	33	32	160	--	2
AJX12-3332-200L	2	33	32	200	--	2
AJX12-3332-250L	2	33	32	250	--	2

B
铣削刀具
Milling Tool

配件 Mating

型号 Cat.No	刀片 Insert	压板 Clamp piece	螺钉 Clamp screw	扳手 Wrench
AJX06	JOMW06T215ZZSR	-	M2.5X6	T8
AJX08	JOMW08320ZZSR	-	M3X7	T10
AJX09	JOMW09T320ZDSR	AJX-09	M4X10	T15
AJX12	JOMT120420ZDSR	AJXX-12	M4X10	T15

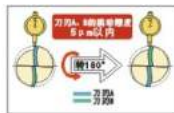
适用刀片 Insert

型号 Cat.No	FH7020	VP15TF	VP30RT	刀片形状 Insert shape	尺寸Size				
					B ₃ [°]	D ₁	S ₁	F ₁	Re
JOMW06T215ZZSR-FT	●	●	●		13	6.35	2.78	1.2	1.5
080320ZZSR-FT	●	●	●		13	8	3.18	1.4	2
JDMW09T320ZDSR-FT	●	●	●		15	9.525	3.97	1.8	2
120420ZDSR-FT	●	●	●		15	12	4.76	5	2
JOMT06T215ZZSR-JM	●	●	●		13	6.35	2.78	1.2	1.5
080320ZZSR-JM	●	●	●		13	8	3.18	1.4	2
JDMT09T320ZDSR-JM	●	●	●		15	9.525	3.97	1.8	2
120420ZDSR-ST	●	●	●		15	12	4.76	5	2
120420ZDSR-JM	●	●	●		15	12	4.76	5	2

MITSUBISHI(三菱)

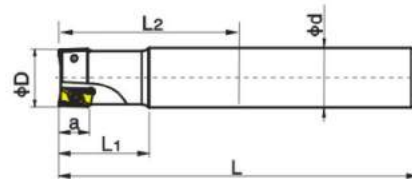


TAP直角台肩铣刀
TAP Right angle shoulder end mill



- 适合强力切削，回转及进刀量是一般铣刀的3倍。
- 适配刀片经济，性价比高

- ★ Suitable for heavy cutting, rotary and feed volume is times the normal cutter.
- ★ Adapte blade economy, cost-effective.



型号 Cat.No	刃数 No.of flutes	尺寸Size					
		D	d	L	L1	L2	a
TAP300R-1010-100L	1	10	10	100	30	—	9
TAP300R-1010-120L	1	10	10	120	30	—	9
TAP300R-1212-100L	1	12	12	100	30	—	9
TAP300R-1212-120L	1	12	12	120	30	—	9
TAP300R-1616-120L	2	16	16	120	40	—	9
TAP300R-1616-160L	2	16	16	160	40	—	9
TAP300R-1616-200L	2	16	16	200	40	100	9
TAP300R-1716-160L	2	17	16	160	40	—	9
TAP300R-1716-200L	2	17	16	200	40	—	9
TAP300R-2020-120L	2	20	20	120	40	—	9
TAP300R-2020-160L	2	20	20	160	50	—	9
TAP300R-2020-180L	2	20	20	180	50	—	9
TAP300R-2020-200L	2	20	20	200	50	100	9
TAP300R-2120-160L	2	21	20	160	50	—	9
TAP300R-2120-200L	2	21	20	200	50	—	9
TAP300R-2525-120L	3	25	25	120	50	—	9
TAP300R-2525-160L	3	25	25	160	50	—	9
TAP300R-2525-200L	3	25	25	200	50	—	9
TAP400R-2525-160L	2	25	25	160	50	—	14
TAP400R-2525-200L	2	25	25	200	75	—	14
TAP400R-2525-250L	2	25	25	250	50	115	14
TAP400R-2525-300L	2	25	25	300	50	—	14
TAP400R-3225-200L	2	32	25	200	50	—	14
TAP400R-3225-250L	2	32	25	250	50	—	14
TAP400R-3225-300L	2	32	25	300	50	—	14
TAP400R-3232-160L	2	32	32	160	50	—	14
TAP400R-3232-200L	2	32	32	200	80	—	14
TAP400R-3232-250L	3	32	32	250	60	115	14
TAP400R-3232-300L	3	32	32	300	60	115	14
TAP400R-3532-160L	3	35	32	160	60	—	14
TAP400R-3532-200L	3	35	32	200	60	—	14
TAP400R-3532-250L	3	35	32	250	60	—	14
TAP400R-3532-300L	3	35	32	300	60	—	14
TAP400R-3532-350L	3	35	32	350	60	—	14
TAP400R-3532-400L	3	35	32	400	60	—	14
TAP400R-4032-200L	3	40	32	200	60	—	14
TAP400R-4032-250L	3	40	32	250	60	—	14
TAP400R-4032-300L	3	40	32	300	60	—	14
TAP400R-4032-350L	3	40	32	350	60	—	14
TAP400R-4032-400L	3	40	32	400	60	—	14

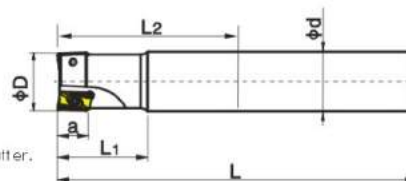


TAP直角台肩铣刀 TAP Right angle shoulder end mill



- 适合强力切削，回转及进刀量是一般铣刀的3倍。
- 适配刀片经济，性价比高

- ★ Suitable for heavy cutting, rotary and feed volume is times the normal cutter.
- ★ Adapte blade economy, cost-effective.

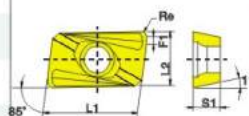


配件 Mating

型号 Cat.No	刀片 Insert	螺钉 Clamp screw	扳手 Wrench
TAP300R	APMT 1135 PDER	M2.5X6	T8
TAP400R	APMT 1604PDER	M4X9	T15

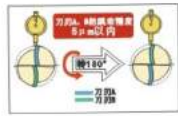
适用刀片 Insert

型号 Cat.No	F7030	F620	VP15TF	UP20M	NX2525	NX4545	UT120T	HT110	NCM325	PC3535	PC3545	PC3530	PC6510	P201	H101	刀片形状 Insert shape	尺寸 Size						
																	B ₃ °	D ₁	S ₁	F ₁	Re		
APMT1135PDER-H1	●	●	●	●	●	●	●											11	6.35	3.5	1.5	0.4	MITSUBISHI(三菱)
1135PDER-H2	●	●	●	●	●	●	●											11	6.35	3.5	1.2	0.8	
1135PDER-H3	●	●		●			●											11	6.35	3.5	0.8	1.2	
1135PDER-H4	●	●		●			●											11	6.35	3.5	0.4	1.6	
APMT1135DDR														●				11	6.35	3.5	0.4	0.8	
APMT1135PDER-M0	●																	11	6.35	3.5	1.8	0.2	
1135PDER-M1	●																	11	6.35	3.5	1.5	0.4	
1135PDER-M2	●	●	●		●													11	6.35	3.5	1.2	0.8	
APMT1604DDR	●		●				●											11	6.35	3.5	1.2	0.8	
APMT1604PDER-H1	●	●	●	●	●	●	●	●										16.5	9.525	4.76	1.7	0.4	
1604PDER-H2	●						●											16.5	9.525	4.76	1.7	0.8	
1604PDER-H4	●						●											16.5	9.525	4.76	1.7	1.6	
1604PDER-H6	●						●											16.5	9.525	4.76	1.7	2.4	
1604PDER-H8	●	●	●		●													16.5	9.525	4.76	1.7	3.2	
APMT1604PDER-M2	●						●											16.5	9.525	4.76	1.7	0.8	
APGT1604PFDR-G2									●	●	●	●	●		●			16.5	9.525	4.76	1.7	0.8	
APKT160402PDSR																		16.4	9.525	4.76	-	0.2	ROSS



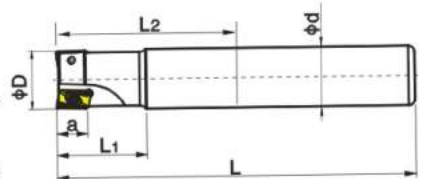


AHU直角台肩铣刀
AHU Right angle shoulder end mill



- 适合强力切削，回转及进刀量是一般铣刀的3倍。
- 刃口锋利、坚固。

- ★ Suitable for heavy cutting, rotary and feed volume is times the normal cutter.
- ★ Blade sharp, strong.



B
铣削刀具
Milling Tool

型号 Cat.No	尺寸Size					
	D	d	L	L1	L2	a
AHU10-1616-160L	16	16	160	40	--	9
AHU10-1616-200L	16	16	200	40	100	9
AHU10-1716-160L	17	16	160	40	--	9
AHU10-1716-200L	17	16	200	40	--	9
AHU10-2020-160L	20	20	160	50	--	9
AHU10-2020-200L	20	20	200	50	100	9
AHU10-2120-160L	21	20	160	40	--	9
AHU10-2120-200L	21	20	200	50	--	9
AHU15-2525-160L	25	25	160	50	--	14
AHU15-2525-200L	25	25	200	75	--	14
AHU15-2625-160L	26	25	160	50	--	14
AHU15-2625-200L	26	25	200	75	--	14

配件 Mating

型号 Cat.No	刀片 Insert	螺钉 Clamp screw	扳手 Wrench
AHU10	JDMT1003□R	M2.5X6	T8
AHU15	JDMT1050□R	M4X9	T15

适用刀片 Insert

型号 Cat.No	PTH30E	SH8020	TB8045	PTH40H	PTH13S	JX8045	JP4020	刀片形状 Insert shape	尺寸Size (mm)			
									A	B	T	R
JDMT 100308R-FW	●	●					●		11	6.1	3.5	0.8
JDMT 100304R	●	●	●		●		●		11	6.1	3.5	0.4
JDMT 100308R	●	●	●	●	●		●		11	6.1	3.5	0.8
JDMT 100320R	●	●					●		11	6.1	3.5	2.0
JDMT1 50504R		●			●	●	●		16	9.12	5	0.4
JDMT1 50508R		●	●		●	●	●		16	9.12	5	0.8
JDMT1 50520R						●	●		16	9.12	5	2.0
JDMT1 50530R	●		●			●	●		16	9.12	5	3.0



可进行倾斜加工
可加工一般钢材及难切削钢材，最适合加工涡轮叶片



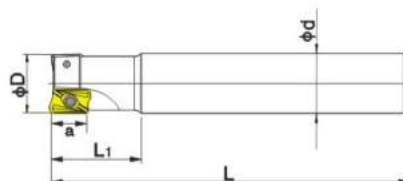
Tilt can be processed.
Machinable generally difficult to cut steel products, most suitable for machining turbine blades.



R390直角台肩面铣刀盘 R390 Right angle shoulder face mill



- 适配山特维克精磨刀片
- 精度高，适于精加工
- ★ Adapter grinding blade Sandvik
- ★ High precision, suitable for finishing



型号 Cat.No	尺寸Size				
	D	d	L	L1	a
R390-11-16 x 160-C16-2T	16	16	160	40	11
R390-11-16 x 200-C16-2T	16	16	200	50	11
R390-11-20 x 160-C20-2T	20	20	160	40	11
R390-11-20 x 200-C20-2T	20	20	200	50	11
R390-11-25 x 160-C25-2T	25	25	160	40	11
R390-11-25 x 200-C25-2T	25	25	200	50	11
R390-17-25 x 160-C25-2T	25	25	160	40	17
R390-17-25 x 200-C25-2T	25	25	200	50	17
R390-17-32 x 200-C25-2T	32	25	200	50	17

配件 Mating

型号 Cat.No	刀片 Insert	螺钉 Clamp screw	扳手 Wrench
R390-11	R390-11T308	M2.5X6	T8
R390-17	R390-170480	M3.5X8	T15

适用刀片 Insert

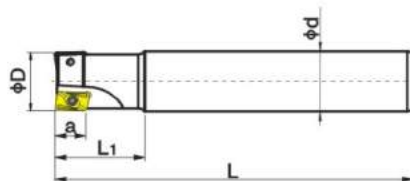
型号 Cat.No	1205	1030	4042	530	刀片形状 Insert shape	尺寸Size			
						A	B	T	R
R390-11T308M-PM	●	●	●	●		11	6.8	3.5	0.8
R390-11T308M-KM	●	●	●	●		11	6.8	3.5	0.8
R390-170408M-PM	●	●	●	●		17	9.6	4.76	0.8
R390-170408M-KM	●	●	●	●		17	9.6	4.76	0.8



T217.69直角台肩精铣刀
T217.69 Right angle shoulder end mill



- 适配山特维克精磨刀片
- 精度高，适于精加工
- ★ Adapter grinding blade Sandvik
- ★ High precision, suitable for finishing



型号 Cat.No	尺寸Size				
	齿数	D	d	L	L1
T217.69-8×100-C8-1T	1	8	8	100	25
T217.69-10×130-C10-2T	2	10	10	130	30
T217.69-11×130-C10-2T	2	11	10	130	--
T217.69-12×130-C12-2T	2	12	12	130	30
T217.69-13×130-C12-2T	2	13	12	130	--
T217.69-16×160-C16-2T	2	16	16	160	40
T217.69-17×160-C16-2T	2	17	16	160	--
T217.69-20×160-C20-2T	2	20	20	160	40
T217.69-21×160-C20-2T	2	21	20	160	--
T217.69-25×160-C25-2T	2	25	25	160	50
T217.69-25×200-C25-2T	2	25	25	200	60
T217.69-26×160-C25-2T	2	26	25	160	--
T217.69-26×200-C25-2T	2	26	25	200	--

配件 Mating

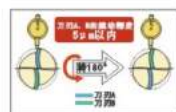
型号 Cat.No	刀片 Insert	螺钉 Clamp screw	扳手 Wrench
T217.69-D8-D17	XOMX060208	M1.8X4	T6
T217.69-D20-D21	XOMX090308	M2.5X5.5	T8
T217.69-D25-D26	XOMX120408	M3.5X8	T15

适用刀片 Insert

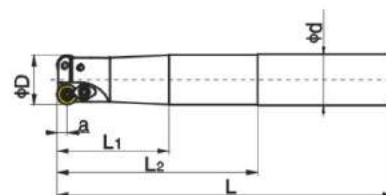
型号 Cat.No	H15	F40M	F30M	Mk1500	Mp2500	T350M	T200M	刀片形状 Insert shape	尺寸Size				
									A	B	T	R	
XOMX060208FR-E03	●	●	●						6.94	4.09	2.45	0.8	SECO
XOMX060208R-M05	●	●							9.94	4.09	2.45	0.8	
XOMX090308FR-E05				●	●	●	●		10.8	6.35	3.65	0.8	
XOMX120408TR-M06	●				●	●	●		11.41	8.18	4.15	0.8	



EMR 圆鼻铣刀
EMR Round down end mill



- 适配多种经济型刀片，性价比高
- ★ Fit a variety of economic-type blade, cost-effective



型号 Cat.No	刃数 No. of flutes	尺寸Size					
		D	d	L	L1	L2	a
EMR-4R-1212-120L	1	12	12	120	40	—	4
EMR-4R-1414-120L	1	14	14	120	40	—	4
EMR-4R-1616-120L	2	16	16	120	40	—	4
EMR-4R-1616-160L	2	16	16	160	40	—	4
EMR-4R-1616-200L	2	16	16	200	40	100	4
EMR-4R-1716-160L	2	17	16	160	40	—	4
EMR-4R-1716-200L	2	17	16	200	50	—	4
EMR-4R-2020-160L	2	20	20	160	50	—	4
EMR-4R-2020-200L	2	20	20	200	50	100	4
EMR-4R-2120-160L	2	21	20	160	50	—	4
EMR-4R-2120-200L	2	21	20	200	50	—	4
EMR-5R-2020-160L	2	20	20	160	50	—	5
EMR-5R-2020-200L	2	20	20	200	50	100	5
EMR-5R-2120-160L	2	21	20	160	50	—	5
EMR-5R-2120-200L	2	21	20	200	50	—	5
EMR-5R-2525-160L	2	25	25	160	50	—	5
EMR-5R-2525-200L	2	25	25	200	75	115	5
EMR-5R-2525-250L	2	25	25	250	60	—	5
EMR-5R-3025-120L	2	30	25	120	40	—	5
EMR-5R-3025-160L	2	30	25	160	50	—	5
EMR-5R-3025-200L	2	30	25	200	50	—	5
EMR-5R-3025-250L	2	30	25	250	60	—	5
EMR-5R-3025-300L	2	30	25	300	60	—	5
EMR-5R-3232-160L	2/3	32	32	160	50	—	5
EMR-5R-3232-200L	2/3	32	32	200	50	—	5
EMR-5R-3232-250L	2/3	32	32	250	60	—	5
EMR-5R-3232-300L	2/3	32	32	300	60	—	5
EMR-5R-3532-160L	2/3	35	32	160	50	—	5
EMR-5R-3532-200L	2/3	35	32	200	50	—	5
EMR-5R-3532-250L	2/3	35	32	250	60	—	5
EMR-5R-3532-300L	3	35	32	300	60	—	5
EMR-5R-3532-350L	3	35	32	350	60	—	5
EMR-5R-3532-400L	3	35	32	400	60	—	5
EMR-5R-4032-160L	4	40	32	160	50	—	5
EMR-5R-4032-200L	4	40	32	200	50	—	5
EMR-5R-4032-250L	4	40	32	250	60	—	5
EMR-5R-4032-300L	4	40	32	300	60	—	5
EMR-5R-4032-350L	4	40	32	350	60	—	5
EMR-5R-4032-400L	4	40	32	400	60	—	5

配件 Mating

型号 Cat.No	刀片 Insert	压板 Clamp piece	螺钉 Clamp screw	扳手 Wrench
EMRT-4R	RPM□0802	HR-R4	M3X8	T10
EMRT-5R	RPM□1003	HR-R5	M4X9	T15

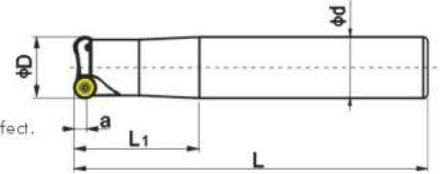
B
铣削刀具
Milling Tool



R200 圆鼻立铣刀
R200 Round down end mill



- 适配山特维克精磨刀片，精度更高，加工效果更佳。
- ★ Adapter grinding blade Sandvik, higher accuracy, processing a better effect.



B
铣削刀具
Milling Tool

型号 Cat.No	刃数 No.of flutes	尺寸Size				
		D	d	L	L1	a
R200 -5R x 2520 x 160-C20	2	25	20	160	-	5
R200 -5R x 2524 x 160-C24	2	25	24	160	-	5
R200 -5R x 2525 x 200-C25	2	25	25	200	75	5
R200 -5R x 2524 x 200-C24	2	25	24	200	-	5
R200 -6R x 3225 x 160-C25	2	32	25	160	-	6
R200 -6R x 3225 x 200-C25	2	32	25	200	-	6
R200 -6R x 3225 x 250-C25	2	32	25	250	-	6
R200 -6R x 3332 x 160-C32	2	33	32	160	-	6
R200 -6R x 3332 x 200-C32	2	33	32	200	-	6
R200 -6R x 3332 x 250-C32	2	33	32	250	-	6

配件 Mating

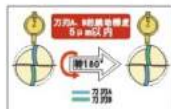
型号 Cat.No	刀片 Insert	压板 Clamp piece	螺钉 Clamp screw	扳手 Wrench
R200 -5R	RC□T10T3MO	HR-5R	M4X9	T15
R200 -6R	RC□T1204MO	HR-6R	M4X9	T15

适用刀片 Insert

型号 Cat.No	530	1025	P201	3020	3040	4020	4030	4040	H10F	H13A	SM30	刀片形状 Insert shape	尺寸Size (mm)			
													D1	d1	S1	
RCKT10T3MO-PM						●	●	●					10	4.0	3.97	SANDVIK (山特维克)
10T3MO-KM				●	●								10	4.0	3.97	
10T3MO-WM	●								●		●		10	4.0	3.97	
10T3MO			●										10	4.0	3.97	
RCKT1204MO-PM						●	●	●					12	4.0	4.76	ROSS
1204MO-KM				●	●								12	4.0	4.76	
1204MO-WM	●								●		●		12	4.0	4.76	
1204MO			●										12	4.0	4.76	

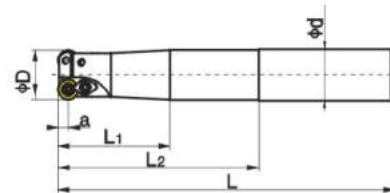


TRS 圆鼻立铣刀
TRS Round down end mill



- 刀片经济，适用性高
- 容屑空间大，排屑好

- ★ Blade economy, the applicability of high
- ★ Capacity chip a large space, good chip disposal



型号 Cat.No	刃数 No. of flutes	尺寸Size					
		D	d	L	L1	L2	a
TRS-2.5R-0808-80L	1	8	8	80	30	-	2.5
TRS-2.5R-1010-120L	2	10	10	120	40	-	2.5
TRS-2.5R-1212-120L	2	12	12	120	40	-	2.5
TRS-3.5R-1010-120L	1	10	10	120	40	-	3.5
TRS-3.5R-1212-120L	1	12	12	120	40	-	3.5
TRS-3.5R-1616-120L	2	16	16	120	40	-	3.5
TRS-3.5R-1616-160L	2	16	16	160	40	-	3.5
TRS-4R-1212-120L	1	12	12	120	40	-	4
TRS-4R-1312-120L	1	13	12	120	40	-	4
TRS-4R-1616-160L	2	16	16	160	40	-	4
TRS-4R-1615-160L	2	16	15	160	40	-	4
TRS-4R-1616-200L	2	16	16	200	40	100	4
TRS-4R-1615-200L	2	16	15	200	50	-	4
TRS-4R-1716-160L	2	17	16	160	40	-	4
TRS-4R-1716-200L	2	17	16	200	50	-	4
TRS-4R-2020-160L	2	20	20	160	50	-	4
TRS-4R-2019-160L	2	20	19	160	50	-	4
TRS-4R-2020-200L	2	20	20	200	50	100	4
TRS-4R-2019-200L	2	20	19	200	50	-	4
TRS-4R-2120-160L	2	21	20	160	50	-	4
TRS-4R-2120-200L	2	21	20	200	50	-	4
TRS-5R-2020-160L	2	20	20	160	50	-	5
TRS-5R-2020-200L	2	20	20	200	50	100	5
TRS-5R-2525-160L	2	25	25	160	50	-	5
TRS-5R-2520-160L	2	25	20	160	50	-	5
TRS-5R-2524-160L	2	25	24	160	50	-	5
TRS-5R-2525-200L	2	25	25	200	60	-	5
TRS-5R-2525-250L	2	25	25	250	60	115	5
TRS-5R-2625-160L	2	26	25	160	50	-	5
TRS-5R-2625-200L	2	26	25	200	60	-	5
TRS-5R-3025-160L	2	30	25	160	50	-	5
TRS-5R-3025-200L	2	30	25	200	50	-	5
TRS-5R-3025-250L	2	30	25	250	60	-	5
TRS-5R-3532-160L	3	35	32	160	50	-	5
TRS-5R-3532-200L	3	35	32	200	50	-	5
TRS-5R-3532-250L	3	35	32	250	60	-	5
TRS-6R-3225-160L	2	32	25	160	50	-	6
TRS-6R-3225-200L	2	32	25	200	50	-	6
TRS-6R-3225-250L	2	32	25	250	60	-	6
TRS-6R-4032-160L	3	40	32	160	50	-	6
TRS-6R-4032-200L	3	40	32	200	50	-	6
TRS-6R-4032-250L	3	40	32	250	60	-	6
TRS-6R-4032-300L	3	40	32	300	60	-	6

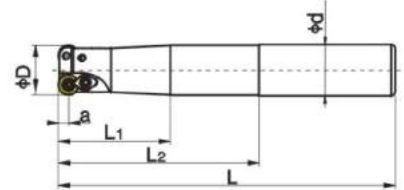


TRS 圆鼻立铣刀
TRS Round down end mill



- 刀片经济, 适用性高
- 容屑空间大, 排屑好

- ★ Blade economy, the applicability of high
- ★ Capacity chip a large space, good chip disposal



配件 Mating

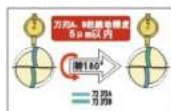
型号 Cat.No	刀片 Insert	压板 Clamp piece	螺钉 Clamp screw	扳手 Wrench
TRS -2.5R	RDMW0501MO	-	M1.8X4	T6
TRS -3.5R	RDMW0702MO	-	M2.5X6	T8
TRS -4R	RDMW0802MO	HR-4R	M3X8	T8
TRS -5R	RDMW10T3MO	HR-5R	M3.5X10 M4X9	T15
TRS -6R	RDMW1204MO	HR-6R	M4X9	T15

适用刀片 Insert

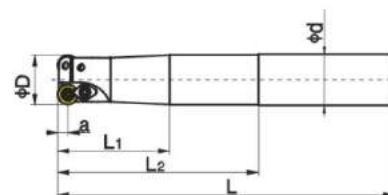
型号 Cat.No	CY100H	CY15	CY25	CY150	CY250	GF30	TB6005	TB6020	TB6045	TB6060	PTH08M	P201	刀片形状 Insert shape	尺寸 Size (mm)			
														D1	S1	排屑槽	
RDMW0501MOEN					●						●	●		5	1.59	无	HITACHI (日立)
RDMW0702MOEN					●						●	●		7	2.38	无	
RDHW0802MOTN				●	●	●			●	●				8	2.38	无	
10T3MOTN				●	●	●			●					10	3.97	无	
1204MOTN				●	●	●			●					12	4.76	无	
1604MOTN				●	●	●			●					16	4.76	无	
RDMT0802MOTN			●	●	●	●	●	●	●	●				8	2.38	有	ROSS
0802MOEN	●										●			8	2.38	有	
10T3MOTN			●	●	●	●	●	●	●	●				10	3.97	有	
10T3MOEN	●			●	●	●	●	●	●	●				10	3.97	有	
1204MOTN			●	●	●	●	●	●	●	●				12	4.76	有	
1204MOEN											●			12	4.76	有	



TRP 圆鼻铣刀
TRP Round down end mill



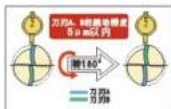
- 适配多种经济型刀片，性价比高
- ★ Fit a variety of economic-type blade, cost-effective



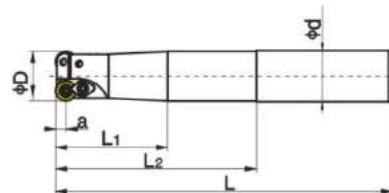
型号 Cat.No	刃数 No. of flutes	尺寸Size					
		D	d	L	L1	L2	a
TRP-4R-1212-120L	1	12	12	120	40	—	4
TRP-4R-1414-120L	1	14	14	120	40	—	4
TRP-4R-1616-120L	2	16	16	120	40	—	4
TRP-4R-1616-160L	2	16	16	160	40	—	4
TRP-4R-1616-200L	2	16	16	200	40	100	4
TRP-4R-1716-160L	2	17	16	160	40	—	4
TRP-4R-1716-200L	2	17	16	200	50	—	4
TRP-4R-2020-160L	2	20	20	160	50	—	4
TRP-4R-2020-200L	2	20	20	200	50	100	4
TRP-4R-2120-160L	2	21	20	160	50	—	4
TRP-4R-2120-200L	2	21	20	200	50	—	4
TRP-5R-2020-160L	2	20	20	160	50	—	5
TRP-5R-2020-200L	2	20	20	200	50	100	5
TRP-5R-2120-160L	2	21	20	160	50	—	5
TRP-5R-2120-200L	2	21	20	200	50	—	5
TRP-5R-2525-160L	2	25	25	160	50	—	5
TRP-5R-2525-200L	2	25	25	200	75	—	5
TRP-5R-2525-250L	2	25	25	250	60	150	5
TRP-5R-3025-120L	2	30	25	120	40	—	5
TRP-5R-3025-160L	2	30	25	160	50	—	5
TRP-5R-3025-200L	2	30	25	200	50	—	5
TRP-5R-3025-250L	2	30	25	250	60	—	5
TRP-5R-3025-300L	2	30	25	300	60	—	5
TRP-5R-3232-160L	2/3	32	32	160	50	—	5
TRP-5R-3232-200L	2/3	32	32	200	50	—	5
TRP-5R-3232-250L	2/3	32	32	250	60	—	5
TRP-5R-3232-300L	2/3	32	32	300	60	—	5
TRP-5R-3532-160L	2/3	35	32	160	50	—	5
TRP-5R-3532-200L	2/3	35	32	200	50	—	5
TRP-5R-3532-250L	2/3	35	32	250	60	—	5
TRP-5R-3532-300L	3	35	32	300	60	—	5
TRP-5R-3532-350L	3	35	32	350	60	—	5
TRP-5R-3532-400L	3	35	32	400	60	—	5
TRP-5R-4032-160L	4	40	32	160	50	—	5
TRP-5R-4032-200L	4	40	32	200	50	—	5
TRP-5R-4032-250L	4	40	32	250	60	—	5
TRP-5R-4032-300L	4	40	32	300	60	—	5
TRP-5R-4032-350L	4	40	32	350	60	—	5
TRP-5R-4032-400L	4	40	32	400	60	—	5



TRP 圆鼻铣刀
TRP Round down end mill



- 适配多种经济型刀片，性价比高
- ★ Fit a variety of economic-type blade, cost-effective



B
铣削刀具
Milling Tool

型号 Cat.No	刃数 No. of flutes	尺寸Size					
		D	d	L	L1	L2	a
TRP-6R-3232-160L	2/3	32	32	160	50	—	6
TRP-6R-3232-200L	2/3	32	32	200	80	—	6
TRP-6R-3232-250L	2/3	32	32	250	100	—	6
TRP-6R-3232-300L	2/3	32	32	300	100	—	6
TRP-6R-3532-160L	3	35	32	160	50	—	6
TRP-6R-3532-200L	3	35	32	200	50	—	6
TRP-6R-3532-250L	3	35	32	250	60	—	6
TRP-6R-3532-300L	3	35	32	300	60	—	6
TRP-6R-3532-350L	3	35	32	350	60	—	6
TRP-6R-3532-400L	3	35	32	400	60	—	6
TRP-6R-4032-160L	3	40	32	160	50	—	6
TRP-6R-4032-200L	3	40	32	200	50	—	6
TRP-6R-4032-250L	3	40	32	250	60	—	6
TRP-6R-4032-300L	3	40	32	300	60	—	6

配件 Mating

型号 Cat.No	刀片 Insert	压板 Clamp piece	螺钉 Clamp screw	扳手 Wrench
TRP-4R	RPMT08T2MO	HR-R4	M3X8	T10
TRP-5R	RPMT10T3MOE	HR-R5	M3.5X10/M4X9	T15
TRP-6R	RPMT1204	HR-R6	M4X9	T15

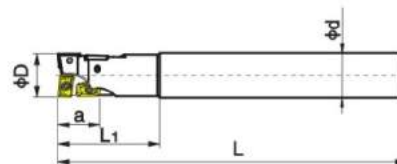


ASJ-4P钻铣刀
ASJ-4P Borer mill



- 无底孔状态下由钻孔加工至立铣加工
- 底刃刀片角度较大，加工阻力轻
- 刀片为四刃，可做深粗铣加工

- ★ Bottom-free state from drilling to milling process.
- ★ At the end of blade edge angle of greater resistance to light processing.
- ★ Four-edge blade, do the deep rough milling.



型号 Cat.No	尺寸Size					
	D	d	L	L1	L2	a
ASJ-17×160-C16-4T	17	16	160	40	--	16
ASJ-20×160-C20-4T	20	20	160	40	--	20
ASJ-20×200-C20-4T	20	20	200	40	--	20
ASJ-21×160-C20-4T	21	20	160	35	--	20
ASJ-21×200-C20-4T	21	20	200	35	--	20
ASJ-25×160-C25-4T	25	25	160	50	--	25
ASJ-25×200-C25-4T	25	25	200	75	--	25
ASJ-25×250-C25-4T	25	25	250	75	--	25
ASJ-26×160-C25-4T	26	25	160	50	--	25
ASJ-26×200-C25-4T	26	25	200	50	--	25
ASJ-26×250-C25-4T	26	25	250	50	--	25
ASJ-30×160-C25-4T	30	25	160	80	--	25
ASJ-30×200-C25-4T	30	25	200	80	--	25
ASJ-30×250-C25-4T	30	25	250	80	--	25
ASJ-33×160-C32-4T	33	32	160	80	--	32
ASJ-33×200-C32-4T	33	32	200	90	--	32
ASJ-33×250-C32-4T	33	32	250	120	--	32
ASJ-35×160-C32-4T	35	32	160	80	--	32
ASJ-35×200-C32-4T	35	32	200	90	--	32
ASJ-35×250-C32-4T	35	32	250	120	--	32
ASJ-35×300-C32-4T	35	32	300	120	--	32
ASJ-35×350-C32-4T	35	32	350	120	--	32
ASJ-35×400-C32-4T	35	32	400	120	--	32

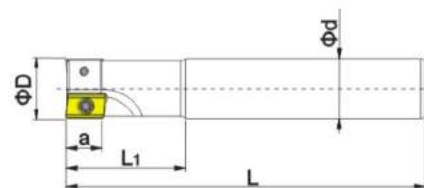
型号 Cat.No	CY250	GF30	CY100H	刀片形状 Insert shape	尺寸Size (mm)				
					A	B	T	θ	R
ADMT080308L	●	●	●		7.8	6.2	3.0	15	0.8
100308L	●	●	●		10.4	6.35	3.18	15	0.8
12T308L	●	●	●		12.6	7.93	3.9	15	0.8
APMT160408L	●	●	●		16.45	9.53	4.76	11	0.8
170408L	●	●	●		17.6	9.53	4.76	11	0.8
190508L	●	●	●		19.6	10	5.0	11	0.8
250508L	●	●	●	25.4	11	5.5	11	0.8	
APMT090208R	●	●	●		9.1	5.1	2.6	11	0.8
ACMT100308R	●	●	●		10.1	6.35	3.4	7	0.8
APMT12T308R	●	●	●		13.14	7.93	3.9	11	0.8
150408R	●	●	●		15.88	9.53	4.76	11	0.8



UEX直角台肩精铣刀
UEX Right angle shoulder end mill



- 适配山特维克精磨刀片
- 精度高, 适于精加工
- ★ Adapter grinding blade Sandvik
- ★ High precision, suitable for finishing



B
铣削刀具
Milling Tool

型号 Cat.No	尺寸Size					
	D	d	L	L1	L2	a
UEX12-16×160-C16	16	16	160	50	--	12
UEX12-17×160-C16	17	16	160	40	--	12
UEX12-20×160-C20	20	20	160	50	--	12
UEX12-20×200-C20	20	20	200	50	--	12
UEX12-21×160-C20	21	20	160	40	100	12
UEX16-25×160-C25	25	25	200	50	--	15
UEX16-25×200-C25	25	25	200	75	--	15
UEX16-26×200-C25	26	25	200	50	--	15
UEX16-25×250-C25	25	25	250	75	--	15

配件 Mating

型号 Cat.No	刀片 Insert	螺钉 Clamp screw	扳手 Wrench
UEX12	AP□T1202	M3.5X8	T15
UEX16	AD□T1603	M4X7.5	T15

适用刀片 Insert

型号 Cat.No	Cy250	Gf30	CY100H	刀片形状 Insert shape	尺寸Size				
					A	B	T	θ	R
APET120202SR	●		●		12.7	7.938	2.5	11	0.2
APET120204SR	●	●	●		12.7	7.938	2.5	11	0.4
APET120208SR	●	●	●		12.7	7.938	2.5	11	0.8
APNT120208SR	●		●		12.7	7.938	2.5	11	0.8
ADET160302SR		●	●		15.875	9.525	3.18	15	0.2
ADET160304SR		●	●		15.875	9.525	3.18	15	0.4
ADET160308SR	●		●		15.875	9.525	3.18	15	0.8
ADNT160308SR					15.875	9.525	3.18	15	0.8

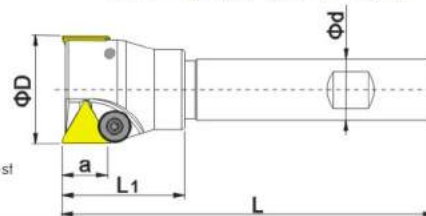
HITACHI(日立)



TP台肩精铣刀
TP Shoulder end mill



- 使用传统刀片，切削成本低
- ★ Equipped with a traditional blade, cutting low-cost



型号 Cat.No	尺寸Size				
	D	d	L	L1	a
TP11-16×100-C16	16	16	100	45	14
TP11-20×100-C20	20	20	100	45	14
TP16-30×100-C20	30	20	100	45	14
TP16-35×100-C20	35	20	100	45	14
TP16-35×110-C32	35	32	110	45	14
TP16-40×110-C20	40	20	110	45	14
TP16-40×110-C25	40	25	110	45	14
TP16-40×115-C32	40	32	115	45	14
TP16-50×110-C20	50	20	110	45	14
TP22-50×110-C20	50	20	110	42	20
TP22-50×115-C32	50	32	115	42	20

B
铣削刀具
Milling Tool

配件 Mating

型号 Cat.No	刀片 Insert	压板 Clamp piece	螺钉 Clamp screw	扳手 Wrench
TP11	TP□N1103	DTP-11	DTP-M4	L2.5
TP16	TP□N1603	DTP-16	DTP-M4	L3
TP22	TP□N2204	DTP-22	DTP-M5	L3

适用刀片 Insert

型号 Cat.No	UT120	NX2525	JC5015	P201	刀片形状 Insert shape	尺寸Size (mm)			
						D	S1	排屑槽 Chip breaker	
TPKN1603PDR	●	●	●			9.525	3.18	无(without)	MITSUBISHI (三菱)
TPMN1603PDR	●	●	●			9.525	3.18	无(without)	
TPKN2204PDR	●	●	●			12.7	4.76	无(without)	
TPMN220408				●		12.7	4.76	无(without)	ROSS
TPUM110308	●			●		6.35	3.18	无(without)	
TPMN110308		●		●		6.35	3.18	无(without)	

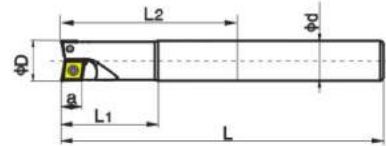


DDA 钻铣刀杆
DDA Drilling and milling cutter bar



- 钻铣共用，适用范围广
- 切削阻力小，负荷轻

- ★ Drilling and milling shared wide scope of application.
- ★ Cutting resistance, the load light.



B
铣削刀具
Milling Tool

型号 Cat.No	刃数 No.of flutes	尺寸Size					
		D	d	L	L1	L2	a
DDA-8X100	1	8	8	100	30	-	6
DDA-10X130	1	10	10	130	30	-	6
DDA-12X130	1	12	12	130	30	-	6
DDA-16X130	2	16	16	130	30	-	6
DDA-16X160	2	16	16	160	40	-	6
DDA-16X200	2	16	16	200	40	100	6
DDA-17-160-C16	2	17	17	160	40	100	6
DDA-17-200-C16	2	17	17	200	40	100	6
DDA-20X160	2	20	20	160	40	-	6
DDA-20X200	2	20	20	200	50	100	6
DDA-21X160-C20	2	21	21	160	40	100	6
DDA-25X160	2	25	25	160	50	-	9
DDA-25X200	2	25	25	200	60	-	9
DDA-25X250	2	25	25	250	60	115	9
DDA-26X160-C25	2	26	26	160	60	-	9
DDA-26X200-C25	2	26	26	200	60	115	9
DDA-32X160	2	32	32	160	60	-	12
DDA-32X200	2	32	32	200	60	-	12
DDA-32X250	2	32	32	250	60	-	12
DDA-32X300	2	32	32	300	60	165	12

配件 Mating

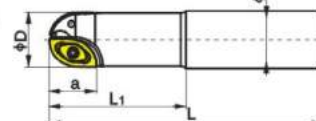
型号 Cat.No	刀片 Insert	螺钉 Clamp screw	扳手 Wrench
DDA-D08-D12	CCMT 060204/CPMT 080204Z	M2.5X6	T8
DDA-D16-D21	CCMT 060204/CCMT 090204Z	M2.5X6 M3.5X9	T8 T15
DDA-D25-D26	CCMT 090308/CCMT 120308Z	M4X9	T15
DDA-D32-D33	CCMT 120408/CCMT 160408Z	M5X12	T20

适用刀片 Insert

型号 Cat.No	CY250	HC844	GX30	EX40	WH10	WH20	刀片形状 Insert shape	尺寸Size (mm)				HITACHI (日立)
								D	S1	θ	R	
CCMT060204	●	●		●	●			6.35	2.38	7	0.4	
CPMT090308	●	●		●	●	●		9.525	3.18	11	0.8	
120408	●	●	●	●	●		12.7	4.76	11	0.8		
CPMT080204Z	●	●		●	●		7.94	2.38	11	0.4		
090204Z	●	●		●	●		9.525	2.38	11	0.4		
120308Z	●	●		●	●		12.7	3.18	11	0.8		
160408Z	●	●		●	●		15.875	4.76	11	0.8		



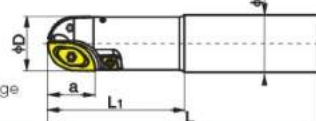
BCF/BCFL球形立铣刀
BCF/BCFL Copy end mill



BCF型

- 采用精密级刀片可得到高精度加工表面
- 刀片表面凸面设计, 不仅刀刃锋利并可降低切削振动的噪音

- ★ Use of available high-precision machining precision blade surface.
- ★ Blade surface of convex design, and reduces not only the sharp cutting edge Vibration noise.



BCFL型

型号 Cat.No	刃数 No.of flutes	尺寸Size				
		D	d	L	L1	a
10R×150-C20	2/4	20	20	150	70	30
10R×150-C25	2/4	20	25	150	70	30
10R×200-C25	2/4	20	25	200	80	30
10R×250-C25	2/4	20	25	250	100	30
10R×300-C32	2/4	20	32	300	150	30
12.5R×150-C25	2/4	25	25	150	70	39
12.5R×200-C25	2/4	25	25	200	100	39
12.5R×200-C32	2/4	25	32	200	100	39
12.5R×250-C32	2/4	25	32	250	150	39
12.5R×300-C32	2/4	25	32	300	150	39
15R×160-C32	2/4	30	32	160	70	43
15R×200-C32	2/4	30	32	200	100	43
15R×250-C32	2/4	30	32	250	150	43
15R×300-C32	2/4	30	32	300	150	43
15R×350-C32	2/4	30	32	350	200	43
16R×160-C32	2/4	32	32	160	70	43
16R×200-C32	2/4	32	32	200	100	43
16R×250-C32	2/4	32	32	250	150	43
16R×300-C42	2/4	32	32	300	150	43
16R×350-C32	2/4	32	32	350	200	43
20R×200-C42	2/4	40	42	200	100	50
20R×250-C42	2/4	40	42	250	150	50
20R×300-C42	2/4	40	42	300	150	50
20R×350-C42	2/4	40	42	350	200	50
20R×200-MT5	2/4	40	MT5	200	100	50
20R×250-MT5	2/4	40	MT5	250	150	50
25R×200-C50.8	2/4	50	50.8	200	100	50
25R×250-C50.8	2/4	50	50.8	250	150	50
25R×300-C50.8	2/4	50	50.8	300	150	50
25R×350-C50.8	2/4	50	50.8	350	200	50
25R×400-C50.8	2/4	50	50.8	400	200	50
25R×200-MT5	2/4	50	Mt5	200	100	50
25R×250-MT5	2/4	50	Mt5	250	150	50



BCF为两刃型
BCFL为四刃型



BCF for the edged-type
BCFL for four-edge-type

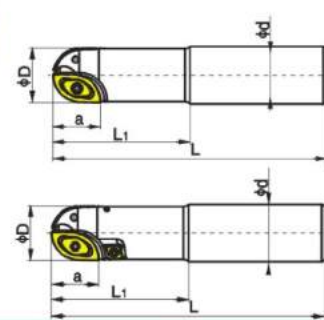


BCF/BCFL球形立铣刀
BCF/BCFL Copy end mill



- 采用精密级刀片可得到高精度加工表面
- 刀片表面凸面设计, 不仅刀刃锋利并可降低切削振动的噪音

- ★ Use of available high-precision machining precision blade surface.
- ★ Blade surface of convex design, and reduces not only the sharp cutting edge Vibration noise.



BCF型

BCFL型

适用刀片 Insert

型号 Cat.No	CY250	HC844	GX30	EX40	WH10	WH20	刀片形状 Insert shape	尺寸Size				
								R	A	B	T	排屑槽
ZCET100CE		●						10	18.3	10.0	4.74	有
125CE		●				12.5		23.1	12.3	6.1	有	
150CE		●				15		28.3	14.9	7.59	有	
160CE		●				16		28.3	15.4	7.45	有	
ZCEW100CE	●		●	●		●		10	18.3	10.0	4.74	无
125CE	●		●	●		●	12.5	23.1	12.3	6.1	无	
150CE	●		●	●		●	15	28.3	14.9	7.59	无	
200CE	●		●	●		●	20	35.4	20.1	8.0	无	
ZCET100SE		●						10	16.7	8.1	4.24	有
125SE		●				12.5		20.8	9.3	5.40	有	
150SE		●				15		25.7	11.8	7.09	有	
160SE		●				16		26.3	12.4	6.96	有	
ZCEW100SE	●		●	●		●		10	16.7	8.1	4.24	无
125SE	●		●	●		●	12.5	20.8	9.3	5.4	无	
150SE	●		●	●		●	15	25.7	11.8	7.09	无	
200SE	●		●	●		●	20	31.9	15.7	7.0	无	
CPMT080204	●		●	●	●	●		0.4			2.38	有
CPMT090308								0.8			3.18	有

HITACHI (日立)

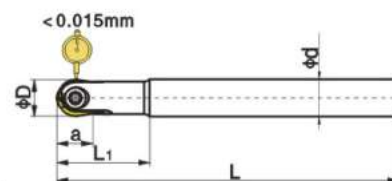


T2139球形精铣刀
T2139 Copy end fine mill



- 采用高性能合金结构钢材
- 刀片切削刃锋利，可加工不同的材质
- 高精度保证其高性能，高速切削亦稳定

- ★ High-performance alloy structural steel.
- ★ Blade cutting edge sharp, can process different materials.
- ★ Precision to ensure its high-performance, high-speed cutting is also stable.



型号 Cat.No	尺寸Size				
	D	d	L	L1	a
T2139-4R×110-C8	8	8	110	25	5
T2139-4R×110-C10	8	10	110	25	5
T2139-4R×140-C12	8	12	140	55	5
T2139-5R×130-C10	10	10	130	30	7
T2139-5R×160-C12	10	12	160	30	7
T2139-6R×130-C12	12	12	130	32	8
T2139-6R×160-C16	12	16	160	58.5	8
T2139-8R×160-C16	16	16	160	65	10
T2139-8R×200-C20	16	20	200	65	10
T2139-10R×160-C20	20	20	160	45	12.5
T2139-10R×200-C20	20	20	200	76	12.5
T2139-10R×250-C25	20	25	250	120	12.5
T2139-12.5R×160-C25	25	25	160	45	15
T2139-12.5R×200-C25	25	25	200	76	15
T2139-12.5R×200-C32	25	32	200	98	15
T2139-12.5R×250-C32	25	32	250	120	15
T2139-15R×200-C32	30	32	200	80	18
T2139-15R×250-C40	30	40	250	121	18
T2139-16R×200-C32	32	32	200	80	19
T2139-16R×250-C40	32	40	250	121	19



切削能力及精度均佳，排屑好，高速切削稳定，有很宽的应用范围。
适用于磨具用材料的精加工及燃气轮机叶片的制造。



Cutting ability and precision are good, the row of cut is good, high-speed cutting stability, and has a wide range of applications.
Can be applied to abrasive materials used in finishing and the manufacture of gas turbine blades.

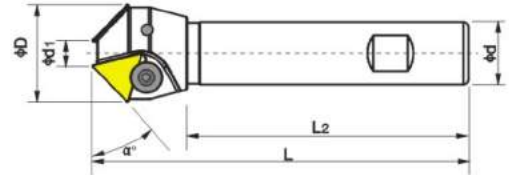
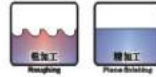


TP30°/45°/60° 倒角刀
TP30°/45°/60° Chamfer end mill



- 可30° /45° /60° 切削, 亦可倒角
- 适合加工中心及一般铣床用

- ★ Can be 30° 45° 60° cutting, can be chamfered.
- ★ Milling machine for machining centers and general use.



型号 Cat.No	刃数 No. of flutes	尺寸Size					
		α°	D	d1	d	L	L2
TP16R-30° -10×35-C32	2	30	35	10	20	120	90
TP16R-45° -5×21-C16	1	45	21	5	16	120	90
TP16R-45° -10×31-C20	1	45	31	10	20	120	90
TP22R-45° -20×50-C25	3	45	50	20	25	130	90
TP22R-45° -20×50-C32	3	45	50	20	32	160	90
TP22R-45° -35×63-C32	3	45	63	35	32	160	90
TP16R-60° -10×24-C20	1	60	24	10	20	120	90
TP22R-60° -20×35-C20	1	60	35	20	20	120	90

配件 Mating

型号 Cat.No	刀片 Insert	压板 Clamp piece	螺钉 Clamp screw	扳手 Wrench
TP11	TP□N1103	TP-11	3/6 伞型	L3
TP16	TP□N1603	TP-16	1/4 伞型	L4
TP22	TP□N2204	TP-22	5/16 伞型	L5

适用刀片 Insert

型号 Cat.No	UT120	NX2525	JC5015	P201	刀片形状 Insert shape	尺寸Size (mm)			
						D	S1	排屑槽 Chip breaker	
TPKN1603PDR	●	●	●			9.525	3.18	无(without)	MITSUBISHI (三菱)
TPMN1603PDR	●	●	●			9.525	3.18	无(without)	
TPKN2204PDR	●	●	●			12.7	4.76	无(without)	
TPMN220408				●		12.7	4.76	无(without)	ROSS
TPUM110308	●			●		6.35	3.18	无(without)	
TPMN110308		●		●		6.35	3.18	无(without)	

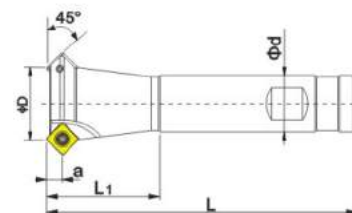


SD-45° 内外倒角刀
SD-45° Chamfer end mill



- 用于内外倒角加工，端面槽加工
- 刀片形状为正方形，使用时可转位4次，更经济

- ★ For internal and external chamfering processing, end-groove.
- ★ Blade shape is square, use indexable four times more economical.



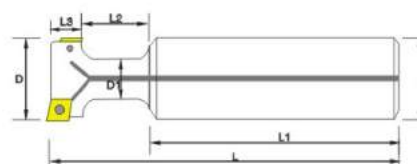
型号 Cat.No	刃数 No. of flutes	尺寸Size				
		D	d	L	L1	a
SD-25×110-C20	2	25	20	110	40	4.6
SD-25×150-C20	2	25	20	150	45	4.6
SD-25×110-C3/4	2	25	19.05	110	40	4.6
SD-30×110-C20	2	30	20	110	40	4.6
SD-30×150-C20	2	30	20	150	45	4.6
SD-30×110-C3/4	2	30	19.05	110	40	4.6

配件 Mating

型号 Cat.No	刀片 Insert	螺钉 Clamp screw	扳手 Wrench
SD-45°	SDMB26152	M3X7	T10



ATS T型槽端铣刀
ATS T-slots end mills



型号 Cat.No	刃数 No. of flutes	尺寸Size						
		D	d	D1	L	L1	L2	L3
ATS-25-11	2	25	25	12.5	112	80	21	11
ATS-32-14	4	32	32	16	120	77	30	14
ATS-40-18	4	40	32	20	130	80	32	18
ATS-50-22	4	50	32	26	140	80	39	22

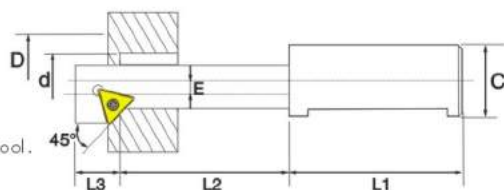


倒拉倒角刀
Throw-away back chamfering tool



- 不用正反转，减少损坏概率
- 特殊设计本体刚性最佳

- ★ No need for reverse running of spindles that minimizes defect of tool.
- ★ Specially designed body gives maximum rigidity.



型号 Cat.No	尺寸Size							刀片 Insert	螺钉 Clamp screw	扳手 wrench
	D	d	C	L1	L2	L3	E			
BC-2014	20	14	16	48	40	13	3.2	TCMT110204 TCGT110204	M2.5×6.5	T8
BC-2317	23	17	20	50	50	13	3.2			
BC-2721	27	21	25	56	70	13	3.2			
BC-3124	31	24	25	56	80	13	3.7			

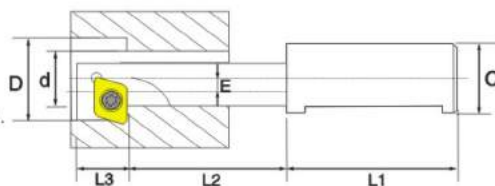


倒拉沉头刀
Throw-away back counter-sink tool



- 减少二次加工，增加微调机构
- 不用正反转，减少损坏概率
- 特殊设计本体刚性最佳

- ★ No need for reverse running of spindles that minimizes defect of tool.
- ★ No positive inversion, reducing the probability of damage.
- ★ Specially designed body gives maximum rigidity.



型号 Cat.No	尺寸Size							刀片 Insert	螺钉 Clamp screw	扳手 wrench
	D	d	C	L1	L2	L3	E			
M10-1810	18	10.5	16	48	35	13	4	CCMT060204 CCGT060204	M2.5×6	T8
M12-2013	20	13	16	48	40	13	3.85			
M16-2617	26	17	20	50	50	13	4.85	CCMT09T308 CCGT09T308	M4×9	T15
M20-3321	33	21	25	56	70	13	6.4			
M24-4025	40	25	25	56	80	13	7.9			




45° 舍弃式倒角刀 Throw-away chamfer mills



- 本铣刀可45° 切削, 亦可作倒角
- 适合一般铣床, 综合切削中心机

- ★ This cutter can be 45° cutting, chamfering can be done
- ★ Suitable for general milling machine, integrated machining center.




型号 Cat.No	刃数 Teeth	倒角范围 Chamfering range	角度 Angle	尺寸Size		
				D	D	L
SSK C20-20-130	1	Φ3-Φ20	45	20	20	130

配件 Mating

型号 Cat.No	刀片 Insert	螺钉 Clamp screw	扳手 Wrench
SSK C20-20	ADNT160308	M4X8	T15

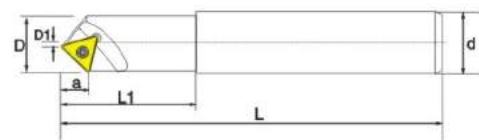


45° 定位倒角刀 45° Spot drill cutter



- 本铣刀可45° 切削, 亦可作倒角, V槽切削, 可中心定位钻使用
- 适合一般铣床, CNC铣床, CNC车床, 钻床倒角

- ★ This cutter can be 45° cutting, chamfering can be done, V groove cutting, drilling may be the use of central location
- ★ Suitable for general milling machine, CNC milling machines, CNC lathes, drilling chamfering



型号 Cat.No	刃数 Teeth	倒角范围 Chamfering range	角度 Angle	尺寸Size					
				D	d	D1	a	L1	L
SSP45-20-20-130	1	Φ0-Φ20	45	20	20	0	11.3	20	130

配件 Mating

型号 Cat.No	刀片 Insert	螺钉 Clamp screw	扳手 Wrench
SSP45-20	TCMX16T308E-ZR	M4X9	T15

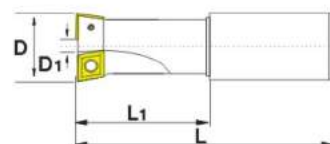


螺丝沉头孔铣刀 Counter-sink hole on sceewof milling cutter



- 把传统的钻孔与沉头加工结合与一体，一次加工完成，大幅度提高螺丝沉头孔的加工效率


- ★ Shen bored with the traditional combination of the first processing in one, a process completed in a substantial increase in countersunk head screw hole processing efficiency



型号 Cat.No	刃数 Teeth	尺寸Size					刀片 Insert	螺钉 Clamp screw	扳手 wrench
		C	L1	L2	L3	E			
CH-8-14-C25	1	14	2.9	25	21	108	CCMT06204	M2.5×6.5	T8
CH-10-17.5-C25	2	17.5	5.3	25	26	115			
CH-12-20-C25	2	20	7.8	25	30	120			
CH-14-23-C25	2	23	10.8	25	34.5	126			
CH-16-26-C32	2	26	8.5	32	39	132	CCMT09T308	M4×9	T15
CH-18-29-C32	2	29	11.5	32	43.5	138			
CH-20-32-C32	2	32	14.5	32	59	144			

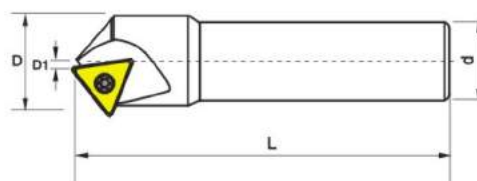


45° 倒角刀 45° Chamfer mills



- 本铣刀可45° 切削，亦可作倒角、V槽切削，可中心定位钻使用
- 适合一般铣床，CNC铣床，CNC车床，钻床倒角

- ★ This cutter can be 45° cutting, chamfering can be done, Vgroove cutting, drilling may be the use of central location
- ★ Suitable for general milling machine, CNC milling machines, CNC lathes, drilling chamfering



型号 Cat.No	刃数 Teeth	角度 Angle	尺寸Size			
			D	D1	d	L
TCM03-25	1	45	25	3	20	110

配件 Mating

型号 Cat.No	刀片 Insert	螺钉 Clamp screw	扳手 Wrench
TCM03-25	TCMT16T304	M4X9	T15

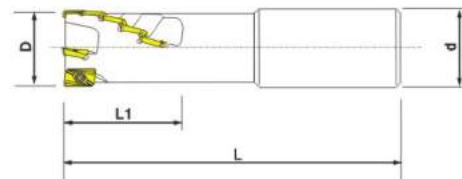
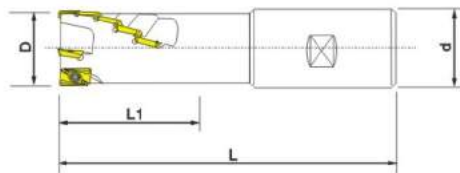


APE 螺丝沉头孔铣刀 APE Rough cutting end mill

- 高效能型粗铣刀,能加工深孔。
- 尺寸可由刀杆随意变换深度,发挥最大效能。



- ★ High-performance-based rough milling, deep hole can processed.
- ★ Arbor size can be arbitrarily change the depth of maximum efficiency.



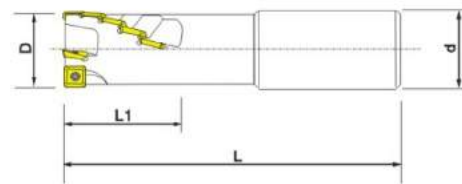
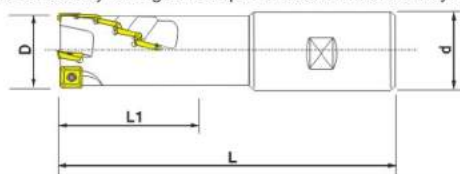
型号 Cat.No	刃数 Teeth	尺寸Size					刀片 Insert	螺钉 Clamp screw	扳手 wrench
		C	L1	L2	L3	L			
APE-20-100-28L	2	5	20	20	28	100	APKT1003	M2.5	T8
APE-25-130-37L	2	8	25	25	37	130			
APE-32-140-46L	3	15	32	32	46	140			

SPM 玉米立铣刀杆 SPM rough cutting end mill

- 高效能型粗铣刀,能加工深孔。
- 尺寸可由刀杆随意变换深度,发挥最大效能。



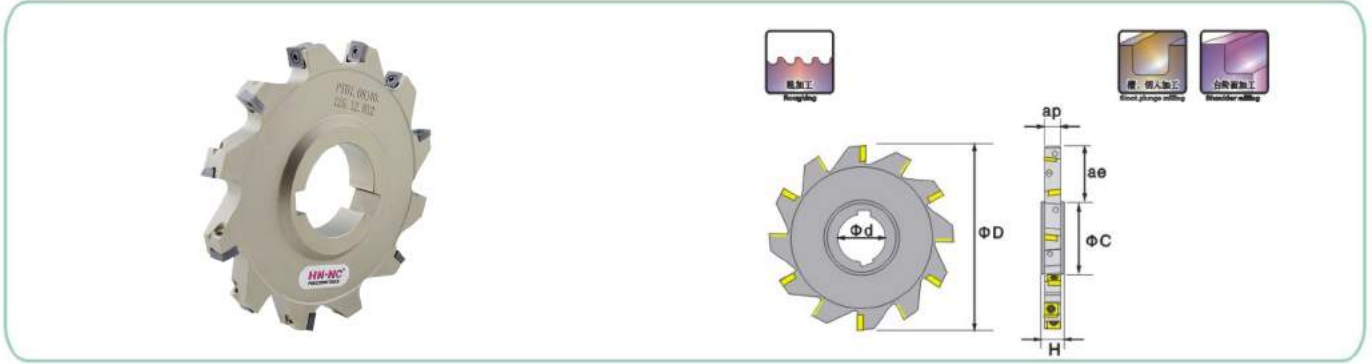
- ★ High-performance-based rough milling, deep hole can processed.
- ★ Arbor size can be arbitrarily change the depth of maximum efficiency.



型号 Cat.No	图示 Figure	刃数 Teeth	尺寸Size				刀片Insert				螺钉 Clamp screw	扳手 wrench
			L1	L2	L3	L	T	T	T	T		
SPM-40-150-50L-C32	A	4	40	32	50	150	2	P27215-3	12	SDMT090308	M4	T15
SPM-40-170-56L-C42	A	2	40	42	56	170	1	LPMT1504	5	SPMT1204	M5	T20
SPM-50-200-77L-C42	B	4	50	42	77	200	2	LPMT1504	14	SPMT1204	M5	T20
SPM-50-250-158L-C42	B	4	50	42	158	250	2	LPMT1504	30	SPMT1204	M5	T20



SMP三面刃铣刀 (卡口型)
SMP Side mills



B
铣削刀具
Milling Tool

型号 Cat.No	尺寸Size						齿数 Z
	ΦD	ΦC	Φd	ae	ap	H	
SMP-80×8-K27-10T-06	80	41	27	17	8	12	10
SMP-100×8-K32-14T-06	100	47	32	25	8	12	14
SMP-100×10-K32-14T-06	100	47	32	25	10	14	14
SMP-125×10-K40-16T-06	125	55	40	34	10	14	16
SMP-125×12-K40-12T-08	125	55	40	34	12	16	12
SMP-160×12-K40-14T-08	160	62	40	47	12	16	14
SMP-160×16-K40-12T-12	160	62	40	49	16	20	12
SMP-160×20-K40-12T-12	160	62	40	49	20	24	12
SMP-200×16-K50-14T-12	200	72	50	62	16	24	14
SMP-200×20-K50-14T-12	200	72	50	63	20	26	14

配件 Mating

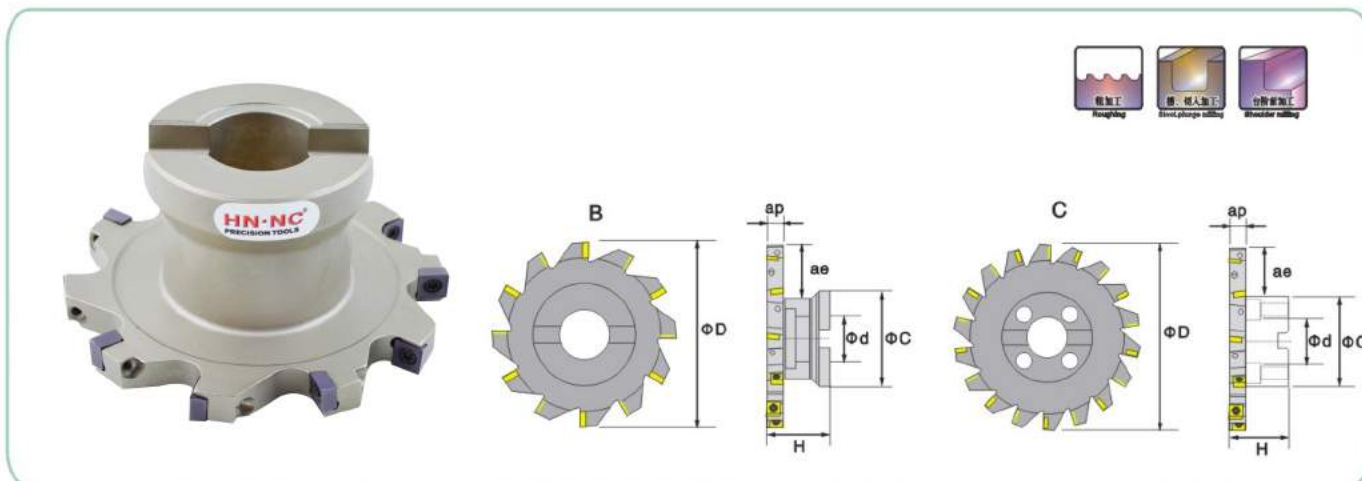
型号 Cat.No	刀片 Insert	螺钉 Clamp screw	扳手 Wrench
SMP-D80-D125	MP□T060304	M2.5X6.5	T8
SMP-D125-D160	MP□T080305	M3X7	T8
SMP-D160-D200	MP□T120408	M5X13	T20

适用刀片 Insert

型号 Cat.No	UT120	NX2525	JC5015	P201	刀片形状 Insert shape	尺寸Size			排屑槽 Chip breaker
						D	S1		
MPHT060304-DM	●	●	●	●		6.35	3.18	无(without)	MITSUBISHI (三菱)
MPHT080305-DM		●		●		8.3	3.18	无(without)	
MPHT120408-DM		●	●	●		12.7	4.76	无(without)	



SMP三面刃铣刀 (刀盘型)
SMP Side mills



B 铣削刀具
Milling Tool

型号 Cat.No	尺寸 Size						齿数 Z
	D	D	H	W	T	a	
SMP-80x8-A22-06-10	80	45	22	21	8	40	10
SMP-100x8-B27-06-14	100	55	27	24	8	40	14
SMP-100x10-B27-06-14	100	55	27	24	10	40	14
SMP-125x10-B32-06-16	125	65	32	33	10	45	16
SMP-125x12-B32-08-12	125	65	32	33	12	45	12
SMP-160x12-B40-08-14	160	80	40	45	12	50	14
SMP-200x12-C40-08-18	200	92	40	53	12	50	18
SMP-125x16-B32-12-10	125	65	32	30	16	50	10
SMP-160x16-B40-12-12	160	80	40	45	16	60	12
SMP-160x18-B40-12-12	160	80	40	45	18	60	12
SMP-200x16-C40-12-12	200	92	40	53	16	50	14
SMP-200x18-C40-12-14	200	92	40	53	18	50	14
SMP-200x20-C40-12-14	200	92	40	53	20	50	14

配件 Mating

型号 Cat.No	刀片 Insert	螺钉 Clamp screw	扳手 Wrench
SMP-D80-D125	MP□T060304	M2.5X6.5	T8
SMP-D125-D160	MP□T080305	M3X7	T8
SMP-D160-D200	MP□T120408	M5X13	T20

适用刀片 Insert

型号 Cat.No	UT120	NX2525	JC5015	P201	刀片形状 Insert shape	尺寸 Size			MITSUBISHI (三菱)
						D	S1	排屑槽 Chip breaker	
MPHT060304-DM	●	●	●	●		6.35	3.18	无(without)	
MPHT080305-DM		●	●	●		8.3	3.18	无(without)	
MPHT120408-DM		●	●	●		12.7	4.76	无(without)	



目录 DIRECTORY

钻削刀具

舍弃式快速钻头技术信息	C001-C002
WD 多功能快速钻	C003-C004
SP 舍弃式快速钻头	C005-C006
WC 舍弃式快速钻头	C007-C010
快速钻头推荐加工条件	C011

镗刀

搪孔头组合图示	C012-C013
CBH 微调精搪刀系列(搪孔范围 $\Phi 20-\Phi 202\text{mm}$)	C014-C015
CBH 微调精搪刀+LBK刀柄 (MAS 403BT)	
CBH 微调精搪刀组合系列	
RBH-LA可调式变刃粗搪刀系列	C016-C022
RBH-LA变刃粗搪刀+LBK刀柄 (MAS 403BT)	
RBH-LA变刃粗搪刀组合系列	
$\Phi 200$ 以上CBH组合式大径微调精搪刀系列	
$\Phi 200$ 以上CBH大孔径微调精搪刀+BST刀柄 (MAS 403BT)	
$\Phi 120$ 以上CBH组合式外圆微调精搪刀系列	
WBST四方柄搪孔刀架	C023-C025
WBST刀盘专用四方柄外圆精搪孔刀架	
WBST刀盘专用四方柄内外圆精搪孔刀架	
$\Phi 150$ 以上WBST四方柄大径搪刀+BST刀柄 (MAS 403BT)	
WBST四方柄搪孔刀架+BST刀柄+BSB25四方柄搪刀	
$\Phi 150$ 以上WBST四方柄大径搪刀+BST刀柄 (MAS 403BT) 外圆加工用	
WBST四方柄搪孔刀架+BST刀柄+BSB25四方柄外圆搪刀	
CBI小径微调精搪刀系列 (搪孔范围 $\Phi 3-\Phi 40\text{mm}$)	C026
CBI小径微调精搪刀系列+LBK刀柄 (MAS 403BT)	
CBI小径微调精搪刀+LBK刀柄(MAS 403BT)+小径搪刀杆BJ系列	C027
CBI系列专用小径搪刀延长杆 AC型	
CBI系列专用超小径碳化钨搪刀 SBJ型	
CB14专用小径搪刀杆BJ型	C028
CB15专用小径搪刀杆BJ型	
CB16专用小径搪刀杆BJ型	
碳化钨组合式小径搪刀杆专用套筒 EC型	C029
碳化钨组合式小径搪刀杆 ST型	
高速钨组合式小径搪刀杆 HC型	
组合式搪孔头 BE型	
CBR20,CBR30组合式外圆搪孔组建	C030
CBR20,CBR30专用加长连接杆	
超硬整体碳化钨制搪刀杆	C031
碳化钨直柄搪刀杆	
C32直柄搪刀杆	C032
等径搪刀延长杆	C033
异径搪刀延长杆	
EMA 微调精镗头	C034
BT-EMA 精镗刀	C035-C036
NBH2084 微调精镗孔系统	C037
NBH2084 微调精镗孔系统 (套装)	
NBJ16 微调精镗孔系统	C038
NBJ16 微调精镗孔系统 (套装)	
2084A-RBH 微调精搪孔系统	C039
BST-RBH 微调精搪孔系统	C040
LBK 倒角刀	C041
BT-BSB 90° 直角粗镗刀	C042
BT-BSA 45° 斜角粗镗刀	C043
BS 模块化搪头	C044
BSA 斜角型搪头	
BSB 斜角型搪头	
CBS 刀夹	C045
卡式刀座	C046-C047
固定式粗搪刀	C048
固定式粗搪刀头	C049
孔加工可转位刀片	C050
非标孔加工刀具	C051

钻削刀具 C
DRILL CUTTER





捨棄式快速鑽頭技術信息

Discard-style fast-Bit Technical Information

快速鑽加工相關參數計算方法

Related to the processing parameters of shallow hole drilling method of calculation

切削速度 (Vc)

$$V_c = \frac{D_c \times \pi \times n}{1000}$$

Vc(m/min): 切削速度

Dc(mm): 钻头直径

n(rev/min): 转速

實例

主軸轉速為1600rev/min, 鑽頭直徑為Φ20mm, 其切削速度為:

$$V_c = \frac{D_c \times \pi \times n}{1000} = \frac{20 \times 3.14 \times 1600}{1000} = 100(m/min)$$

進給速度

$$V_f = f_r \times n$$

Vf(mm/min): 进给速度

Fr(mm/rev): 每转进给量

n(rev/min): 主轴转速

實例

主軸轉速為1500rev/min, 每轉進給量為0.1mm/rev, 其進給速度為:

$$V_f = f_r \times n = 0.1 \times 1500 = 150(mm/min)$$

孔加工時間

$$T_c = \frac{I_d \times i}{n \times f}$$

Tc(min): 加工时间

Id (mm): 钻孔深

Fr(mm/rev): 每转进给量

n(rev/min): 主轴转速

i: 孔数量

實例

鑽一個直徑為Φ20mm, 深為40mm的孔, 切削速度為100m/min, 每轉進給量為0.1mm/rev, 求鑽削時間。

$$V_c = \frac{V_c \times 1000}{D_c \times \pi} = \frac{100 \times 1000}{20 \times 3.14} = 1600(rev/min)$$

$$T_c = \frac{I_d \times i}{n \times f} = \frac{40 \times 1}{1600 \times 0.1} = 0.25(min)$$

金屬去除率

$$Q = \frac{V_f \times \pi \times D_c^2}{4 \times 1000}$$

Q(cm³/min): 金属去除率

Dc(mm): 钻头直径

Vf(mm/min): 进给速度

實例

一個直徑為Φ20mm的鑽頭, 加工時的進給速度為160mm/rev, 其金屬去除率為:

$$Q = \frac{V_f \times \pi \times D_c^2}{4 \times 1000} = \frac{160 \times 3.14 \times 20^2}{4 \times 1000} = 50.24(cm^3/min)$$

捨棄式快速鑽頭技術信息

Discard-style fast-Bit Technical Information

鑽頭的鑽入

鑽頭的鑽入是鑽削成功的重要因素。保證良好的孔質量的方法之一是保證工件的鑽入表面與鑽頭的中心軸垂直。此外，可轉位淺孔鑽還可以通過調整進給，來加工凸的、凹的、傾斜的和 irregular 的鑽入表面。

Drill drill into

Drill drill into is an important factor in the success of drilling. To ensure good quality of the hole one of the ways is to ensure that the workpiece surface and drill drill into the center of The vertical axis. In addition, indexable drill shallow holes can also adjust the feed, to process convex, concave, and sloping and irregular drill into the surface.

加工表面情況 Surface conditions	應對措施 Response
	對於凸的表面，其加工條件相對較好，並且鑽心能理想地首先與工件接觸，因而可採用正常進給。
	被鑽削的零件表面為傾斜表面，切削刃受到不均勻的負荷會使切削刃過早的磨損。如果傾斜表面的角度超過 2° ，進給應減小到推薦值的 $1/3$ 。
	在鑽入凹的表面時，通常會造成鑽頭軸心偏離中心，對於這種情況進給應減小到推薦值的 $1/3$ 。
	在鑽入不對稱的曲面時，由於是鑽入傾斜表面，所以鑽頭可能會偏離中心，此時進給的選擇比鑽入凹表面時應更小。
	在鑽入不規則表面時，會出現刀片崩刃的危險，在開始鑽削時必須減小進給量，同時在鑽頭鑽通時也可能會出現這種情況，因此也必須減小進給。

※一般注意事項：

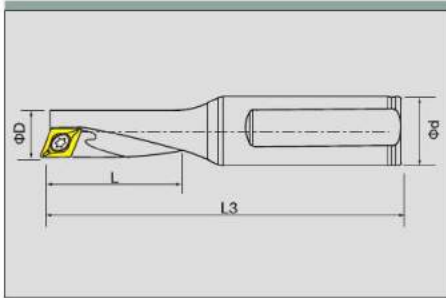
- ◇強烈推薦使用高壓中心內冷方式切削，內冷切削可以最大限度的發揮鑽頭的切削效能，有效避免切屑的堆積、刀片的破損和以及已加工內表面的破壞，保證加工的可靠性。
- ◇使用外冷方式鑽削，鑽深不要超過 $1.5D$ ；必須鑽深時，推薦採用啄鑽方式加工。
- ◇為達最佳鑽削效果：
 1. 檢測刀柄剛性；
 2. 盡量減少刀具與主軸軸綫偏差；
 3. 採用推薦的切削方式；
- ◇鑽深 $2D$ & $3D$ 時冷卻液壓力最小 $4\text{kg}/\text{cm}^2$ ，鑽深 $4D$ 時冷卻液壓力最小 $5\text{kg}/\text{cm}^2$ 以上。
- ◇加工孔徑公差：通常情況下鑽深為 $2D/3D$ 時為 $0/+0.25$ ； $4D$ 時為 $0/+0.40$ ，但會隨機床和加工條件不同而變化。
- ◇避免在超過 6° 的斜面、中凹面、凹凸不平面上開始鑽孔，這樣很容易使鑽頭偏離中心或使鑽頭崩刃，如果必須這樣做則鑽削進給量必須減小到推薦值的 $1/3$ 。
- ◇如果零件上已有預鑽孔，則該孔的孔徑不得超過成品尺寸的 $1/4$ ，否則會引偏鑽頭。
- ◇鑽削有相貫孔的零件與或多層疊加在一起的板材時進給量必須減小到推薦值的 $1/3$ 左右。

※車床使用注意事項(鑽頭不旋轉)：

- ◇確保刀具軸綫與主軸同心度小於 0.03mm ，必要時需要進行適當校正。
- ◇鑽頭的安裝應使周邊刀片的表面平行於機床 X 軸的運動方向，並使周邊刀片靠刀塔外側安裝。
- ◇保證上述條件滿足，沿機床 X 軸方向移動刀具軸綫，可獲得不同鑽孔直徑。
- ◇如果加工公差沒有達到要求，請按上述項目逐項檢查並適當調整切削參數，改善冷卻條件。
- ◇請注意如果您的 CNC 車床有過撞機的經歷，則很難保證刀具軸綫與主軸同心的要求。
- ◇警告：鑽穿工件時，工件底面將高速飛出一圓盤狀廢料，必須採取適當防護措施以保證安全。



WD多功能快速鑽 WD-function drill



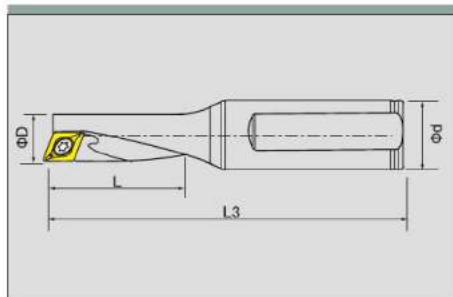
Dx3

(3倍長)

型號 Cat. No	尺寸 Size				適配刀片 Insert	螺釘 Clamp screw	扳手 wrench
	D	d	L	L3			
WD-C25-SD13-3D-04	13	25	39	101	WDXT042004	M1.6x5	T6
WD-C25-SD14-3D-04	14	25	42	104			
WD-C25-SD15-3D-04	15	25	45	107			
WD-C25-SD16-3D-05	16	25	48	110	WDXT052504	M2x5	T6
WD-C25-SD17-3D-05	17	25	51	113			
WD-C25-SD18-3D-05	18	25	54	128			
WD-C25-SD19-3D-06	19	25	57	131	WDXT063006	M2.2x6	T7
WD-C25-SD20-3D-06	20	25	60	134			
WD-C25-SD21-3D-06	21	25	63	137			
WD-C25-SD22-3D-06	22	25	66	140	WDXT073506	M2.5x6	T8
WD-C25-SD23-3D-07	23	25	69	146			
WD-C25-SD24-3D-07	24	25	72	149			
WD-C25-SD25-3D-07	25	25	75	152	WDXT094008	M3.5x10	T15
WD-C32-SD26-3D-07	26	32	78	161			
WD-C32-SD27-3D-07	27	32	81	164			
WD-C32-SD28-3D-07	28	32	84	167	WDXT125012	M5x12	T20
WD-C32-SD29-3D-09	29	32	87	172			
WD-C40-SD30-3D-09	30	40	90	188			
WD-C40-SD31-3D-09	31	40	93	191	WDXT156012	M6x15	T20
WD-C40-SD32-3D-09	32	40	96	194			
WD-C40-SD33-3D-09	33	40	99	197			
WD-C40-SD34-3D-09	34	40	102	200	WDXT156012	M6x15	T20
WD-C40-SD35-3D-09	35	40	105	203			
WD-C40-SD36-3D-09	36	40	108	206			
WD-C40-SD37-3D-12	37	40	111	216	WDXT156012	M6x15	T20
WD-C40-SD38-3D-12	38	40	114	219			
WD-C40-SD39-3D-12	39	40	117	222			
WD-C40-SD40-3D-12	40	40	120	225	WDXT156012	M6x15	T20
WD-C40-SD41-3D-12	41	40	123	228			
WD-C40-SD42-3D-12	42	40	126	231			
WD-C40-SD43-3D-12	43	40	129	234	WDXT156012	M6x15	T20
WD-C40-SD44-3D-12	44	40	132	237			
WD-C40-SD45-3D-12	45	40	135	240			
WD-C40-SD46-3D-15	46	40	138	243	WDXT156012	M6x15	T20
WD-C40-SD47-3D-15	47	40	141	246			
WD-C40-SD48-3D-15	48	40	144	249			
WD-C40-SD49-3D-15	49	40	147	252	WDXT156012	M6x15	T20
WD-C40-SD50-3D-15	50	40	150	255			



WD多功能快速鑽 WD-function drill



Dx4


(4倍長)

型號 Cat. No	尺寸 Size				適配刀片 Insert	螺釘 Clamp screw	扳手 wrench
	D	d	L	L3			
WD-C25-SD13-4D-04	13	25	52	114	WDXT042004	M1.6x5	T6
WD-C25-SD14-4D-04	14	25	56	118			
WD-C25-SD15-4D-04	15	25	60	122			
WD-C25-SD16-4D-05	16	25	64	126			
WD-C25-SD17-4D-05	17	25	68	130	WDXT052504	M2x5	T6
WD-C25-SD18-4D-05	18	25	72	146			
WD-C25-SD19-4D-06	19	25	76	150			
WD-C25-SD20-4D-06	20	25	80	154			
WD-C25-SD21-4D-06	21	25	84	158	WDXT063006	M2.2x6	T7
WD-C25-SD22-4D-06	22	25	88	162			
WD-C25-SD23-4D-07	23	25	92	169			
WD-C25-SD24-4D-07	24	25	96	173			
WD-C25-SD25-4D-07	25	25	100	177	WDXT073506	M2.5x6	T8
WD-C32-SD26-4D-07	26	32	104	187			
WD-C32-SD27-4D-07	27	32	108	191			
WD-C32-SD28-4D-07	28	32	112	195			
WD-C32-SD29-4D-09	29	32	116	201	WDXT094008	M3.5x10	T15
WD-C40-SD30-4D-09	30	40	120	218			
WD-C40-SD31-4D-09	31	40	124	222			
WD-C40-SD32-4D-09	32	40	128	226			
WD-C40-SD33-4D-09	33	40	132	230	WDXT125012	M5x12	T20
WD-C40-SD34-4D-09	34	40	136	234			
WD-C40-SD35-4D-09	35	40	140	238			
WD-C40-SD36-4D-09	36	40	144	242			
WD-C40-SD37-4D-12	37	40	148	253	WDXT156012	M6x15	T20
WD-C40-SD38-4D-12	38	40	152	257			
WD-C40-SD39-4D-12	39	40	156	261			
WD-C40-SD40-4D-12	40	40	160	265			
WD-C40-SD41-4D-12	41	40	164	269	WDXT156012	M6x15	T20
WD-C40-SD42-4D-12	42	40	168	273			
WD-C40-SD43-4D-12	43	40	172	277			
WD-C40-SD44-4D-12	44	40	176	281			
WD-C40-SD45-4D-12	45	40	180	285	WDXT156012	M6x15	T20
WD-C40-SD46-4D-15	46	40	184	289			
WD-C40-SD47-4D-15	47	40	188	293			
WD-C40-SD48-4D-15	48	40	192	297			
WD-C40-SD49-4D-15	49	40	196	301	WDXT156012	M6x15	T20
WD-C40-SD50-4D-15	50	40	200	235			

C
孔加工刀具
Hole cutter



SP 捨弃式快速鑽頭 SP Disposable rapid drilling tools



型號 Cat. No	尺寸 Size						
	D	D1	D2	L3	L2	L1	L
SP-C20-SD12.5-4D-05	12.5	20	25	50	70	52	120
SP-C20-SD13-4D-05	13.0			50	70	52	120
SP-C20-SD13.5-4D-05	13.5			50	74	56	124
SP-C20-SD14-4D-05	14.0			50	74	56	124
SP-C20-SD14.5-4D-05	14.5			50	79	60	129
SP-C20-SD15-4D-05	15.0			50	79	60	129
SP-C25-SD15.5-4D-06	15.5	25	32	56	84	64	140
SP-C25-SD16-4D-06	16.0			56	84	64	140
SP-C25-SD16.5-4D-06	16.5			56	88	68	144
SP-C25-SD17-4D-06	17.0			56	88	68	144
SP-C25-SD17.5-4D-06	17.5			56	93	72	149
SP-C25-SD18-4D-06	18.0			56	93	72	149
SP-C25-SD18.5-4D-06	18.5			56	97	76	153
SP-C25-SD19-4D-06	19.0			56	97	76	153
SP-C25-SD19.5-4D-06	19.5			56	103	80	159
SP-C25-SD20-4D-06	20.0			56	103	80	159
SP-C25-SD20.5-4D-06	20.5			56	107	84	163
SP-C25-SD21-4D-06	21.0			56	107	84	163
SP-C25-SD21.5-4D-06	21.5	56	111	88	167		
SP-C25-SD22-4D-07	22.0	25	32	56	111	88	168
SP-C25-SD22.5-4D-07	22.5	25	45	56	117	92	173
SP-C32-SD22.5-4D-07		32		60	117	92	177
SP-C25-SD23-4D-07	23.0	25	45	56	117	92	173
SP-C32-SD23-4D-07		32		60	117	92	177
SP-C25-SD23.5-4D-07	23.5	25	45	56	122	96	178
SP-C32-SD23.5-4D-07		32		60	122	96	182
SP-C25-SD24-4D-07	24.0	25	45	56	122	96	178
SP-C32-SD24-4D-07		32		60	122	96	182
SP-C25-SD24.5-4D-07	24.5	25	45	56	127	100	183
SP-C32-SD24.5-4D-07		32		60	127	100	187
SP-C25-SD25-4D-07	25.0	25	45	56	127	100	183
SP-C32-SD25-4D-07		32		60	127	100	187
SP-C25-SD25.5-4D-07	25.5	25	45	56	131	104	187
SP-C32-SD25.5-4D-07		32		60	131	104	191
SP-C25-SD26-4D-07	26.0	25	45	56	131	104	187
SP-C32-SD26-4D-07		32		60	131	104	191
SP-C25-SD26.5-4D-07	26.5	25	45	56	135	108	191
SP-C32-SD26.5-4D-07		32		60	135	108	195
SP-C25-SD27-4D-07	27.0	25	45	56	135	108	191
SP-C32-SD27-4D-07		32		60	135	108	195
SP-C25-SD27.5-4D-07	27.5	25	45	56	140	112	196
SP-C32-SD27.5-4D-07		32		60	140	112	200



SP 捨弃式快速鑽頭 SP Disposable rapid drilling tools

型號 Cat. No	尺寸 Size						
	D	D1	D2	L3	L2	L1	L
SP-C25-SD28-4D-09	28.0	25	45	56	140	112	196
SP-C32-SD28-4D-09		32		60	140	112	200
SP-C25-SD28.5-4D-09	28.5	25		56	144	116	200
SP-C32-SD28.5-4D-09		32		60	144	116	204
SP-C25-SD29-4D-09	29.0	25		56	144	116	200
SP-C32-SD29-4D-09		32		60	144	116	204
SP-C32-SD29.5-4D-09	29.5	32	60	151	120	211	
SP-C40-SD29.5-4D-09		40	70	151	120	221	
SP-C32-SD30-4D-09	30.0	32	60	151	120	211	
SP-C40-SD30-4D-09		40	70	151	120	221	
SP-C32-SD31-4D-09	31.0	32	60	156	124	216	
SP-C40-SD31-4D-09		40	70	156	124	226	
SP-C32-SD32-4D-09	32.0	32	60	160	128	220	
SP-C40-SD32-4D-09		40	70	160	128	230	
SP-C32-SD33-4D-09	33.0	32	60	165	132	225	
SP-C40-SD33-4D-09		40	70	165	132	235	
SP-C32-SD34-4D-11	34.0	32	60	169	136	229	
SP-C40-SD34-4D-11		40	70	169	136	239	
SP-C32-SD35-4D-11	35.0	32	60	174	140	234	
SP-C40-SD35-4D-11		40	70	174	140	244	
SP-C32-SD36-4D-11	36.0	32	60	179	144	239	
SP-C40-SD36-4D-11		40	70	179	144	249	
SP-C32-SD37-4D-11	37.0	32	60	184	148	244	
SP-C40-SD37-4D-11		40	70	184	148	254	
SP-C32-SD38-4D-11	38.0	32	60	189	152	249	
SP-C40-SD38-4D-11		40	70	189	152	259	
SP-C32-SD39-4D-11	39.0	32	60	193	156	253	
SP-C40-SD39-4D-11		40	70	193	156	263	
SP-C32-SD40-4D-11	40.0	32	60	198	160	258	
SP-C40-SD40-4D-11		40	70	198	160	268	
SP-C40-SD41-4D-11	41.0	40	70	203	164	273	
SP-C40-SD42-4D-14	42.0	40	60	70	207	168	277
SP-C40-SD43-4D-14	43.0			70	212	172	282
SP-C40-SD44-4D-14	44.0			70	216	176	286
SP-C40-SD45-4D-14	45.0			70	222	180	292
SP-C40-SD46-4D-14	46.0			70	227	184	297
SP-C40-SD47-4D-14	47.0			70	231	188	301
SP-C40-SD48-4D-14	48.0			70	236	192	306
SP-C40-SD49-4D-14	49.0			70	240	196	310
SP-C40-SD50-4D-14	50.0			70	245	200	315

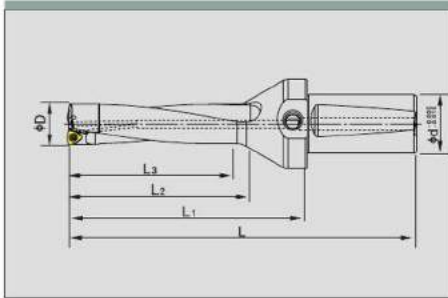
C
孔加工刀具
Hole cutter

配件 Mating

型號 Cat. No.	適配刀片 Insert	螺釘 Clamp screw	扳手 wrench
SP12.5~SP15	SPMG050204 DG	M2.0x4	T6
SP15.5~SP21.5	SPMG060204 DG	M2.2x5	T7
SP22~SP27.5	SPMG06T308 DG	M2.5x6	T8
SP28~SP33	SPMG090408 DG	M3.5x8	T15
SP34~SP41	SPMG110408 DG	M4x9	T15
SP42~SP50	SPMG140512 DG	M5x10	T20



WC 捨棄式快速鑽頭 WC Disposable rapid drilling tools



Dx3

(3倍長)

型號 Cat. No	尺寸 Size					d
	D	L	L1	L2	L3	
WC-C25-SD14-3D-03	14	139	79	59	42	25
WC-C25-SD15-3D-03	15	143	83	62	45	
WC-C25-SD16-3D-03	16	146	90	69	48	
WC-C25-SD17-3D-03	17	150	94	73	51	
WC-C25-SD18-3D-03	18	155	99	77	54	
WC-C25-SD19-3D-03	19	159	103	81	57	
WC-C32-SD20-3D-03	20	165	108	86	60	32
WC-C32-SD21-3D-04	21	169	113	89	63	
WC-C32-SD22-3D-04	22	173	117	93	66	
WC-C32-SD23-3D-04	23	178	122	97	69	
WC-C32-SD24-3D-04	24	183	127	102	72	
WC-C32-SD25-3D-04	25	188	132	106	75	
WC-C32-SD26-3D-05	26	196	136	109	78	
WC-C32-SD27-3D-05	27	200	140	113	81	
WC-C32-SD28-3D-05	28	205	145	117	84	
WC-C32-SD29-3D-05	29	209	149	121	87	
WC-C32-SD30-3D-05	30	215	155	126	90	
WC-C32-SD31-3D-06	31	220	160	130	93	
WC-C32-SD32-3D-06	32	224	164	134	96	
WC-C32-SD33-3D-06	33	229	169	138	99	
WC-C32-SD34-3D-06	34	233	173	142	102	
WC-C32-SD35-3D-06	35	238	178	146	105	
WC-C32-SD36-3D-06	36	241	181	149	108	
WC-C32-SD37-3D-06	37	244	184	152	111	
WC-C32-SD38-3D-06	38	247	187	155	114	
WC-C32-SD39-3D-06	39	256	196	162	117	
WC-C40-SD40-3D-06	40	260	200	166	120	40
WC-C40-SD41-3D-06	41	265	205	170	123	
WC-C40-SD42-3D-08	42	269	209	174	126	
WC-C40-SD43-3D-08	43	274	214	178	129	
WC-C40-SD44-3D-08	44	289	219	182	132	

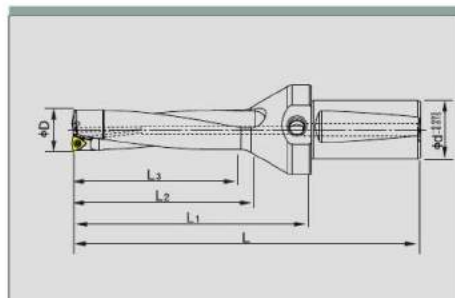
- ◆ 使用時，盡量高壓中心出水，可增加刀片壽命及排屑性。
- ◆ 使用在CNC車床時，刀具中心點與機械主軸中心點要平行。

- ◇ Use, high-pressure center as far as possible the water, increase blade life and BTA sex.
- ◇ When used in CNC lathe, the tool center point to be parallel with the machine spindle center.



WC 捨弃式快速鑽頭

WC Disposable rapid drilling tools



接上页

Dx3

(3倍長)

型號 Cat. No	尺寸 Size					d
	D	L	L1	L2	L3	
WC-C40-SD45-3D-08	45	294	223	186	135	40
WC-C40-SD46-3D-08	46	299	227	190	138	
WC-C40-SD47-3D-08	47	303	231	194	141	
WC-C40-SD48-3D-08	48	307	235	198	144	
WC-C40-SD49-3D-08	49	313	239	202	147	
WC-C40-SD50-3D-08	50	315	243	206	150	
WC-C40-SD51-3D-08	51	319	247	210	153	
WC-C40-SD52-3D-08	52	323	251	214	156	
WC-C40-SD53-3D-08	53	327	255	218	159	
WC-C40-SD54-3D-08	54	331	259	222	162	
WC-C40-SD55-3D-08	55	335	263	226	165	
WC-C40-SD56-3D-08	56	339	267	230	168	
WC-C40-SD57-3D-08	57	343	271	234	171	
WC-C40-SD58-3D-08	58	347	275	238	174	
WC-C40-SD59-3D-08	59	351	279	242	177	
WC-C40-SD60-3D-08	60	355	283	246	180	

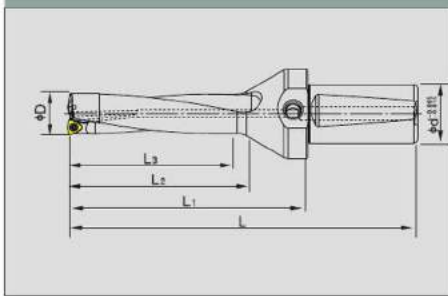
C
孔加工刀具
Hole cutter

配件 Mating

型號 Cat. No.	適配刀片 Insert	螺釘 Clamp screw	扳手 wrench
WC14-WC20	WCMX030208	M2.5x6.5	T8
WC21-WC25	WCMX040208	M2.5x6.5	T8
WC26-WC30	WCMX050308	M3.0x7	T8
WC31-WC41	WCMX06T308	M3.5x8	T15
WC42-WC60	WCMX080408	M4.0x11.5	T15



WC 捨棄式快速鑽頭 WC Disposable rapid drilling tools



Dx4 (4倍長)

型號 Cat. No	尺寸 Size					d
	D	L	L1	L2	L3	
WC-C25-SD14-4D-03	14	139	79	59	56	25
WC-C25-SD15-4D-03	15	143	83	62	60	
WC-C25-SD16-4D-03	16	146	90	69	64	
WC-C25-SD17-4D-03	17	150	94	73	68	
WC-C25-SD18-4D-03	18	155	99	77	72	
WC-C25-SD19-4D-03	19	159	103	81	76	
WC-C32-SD20-4D-03	20	165	108	86	80	
WC-C32-SD21-4D-04	21	169	113	89	84	32
WC-C32-SD22-4D-04	22	173	117	93	88	
WC-C32-SD23-4D-04	23	178	122	97	92	
WC-C32-SD24-4D-04	24	183	127	102	96	
WC-C32-SD25-4D-04	25	188	132	106	100	
WC-C32-SD26-4D-05	26	196	136	109	104	
WC-C32-SD27-4D-05	27	200	140	113	108	
WC-C32-SD28-4D-05	28	205	145	117	112	
WC-C32-SD29-4D-05	29	209	149	121	116	
WC-C32-SD30-4D-05	30	215	155	126	120	
WC-C32-SD31-4D-06	31	220	160	130	124	
WC-C32-SD32-4D-06	32	224	164	134	128	
WC-C32-SD33-4D-06	33	229	169	138	132	
WC-C32-SD34-4D-06	34	233	173	142	136	
WC-C32-SD35-4D-06	35	238	178	146	140	
WC-C32-SD36-4D-06	36	241	181	149	144	
WC-C32-SD37-4D-06	37	244	184	152	148	
WC-C32-SD38-4D-06	38	247	187	155	152	
WC-C32-SD39-4D-06	39	256	196	162	156	
WC-C40-SD40-4D-06	40	260	200	166	160	40
WC-C40-SD41-4D-06	41	265	205	170	164	
WC-C40-SD42-4D-08	42	269	209	174	168	
WC-C40-SD43-4D-08	43	274	214	178	172	
WC-C40-SD44-4D-08	44	289	219	182	176	

- ◆ 使用時，盡量高壓中心出水，可增加刀片壽命及排屑性。
- ◆ 使用在CNC車床時，刀具中心點與機械主軸中心點要平行。

- ◇ Use, high-pressure center as far as possible the water, increase blade life and BTA sex.
- ◇ When used in CNC lathe, the tool center point to be parallel with the machine spindle center.



WC 捨弃式快速鑽頭

WC Disposable rapid drilling tools



接上页

Dx4

(4倍長)

型號 Cat. No	尺寸 Size					d
	D	L	L1	L2	L3	
WC-C40-SD45-4D-08	45	294	223	186	180	40
WC-C40-SD46-4D-08	46	299	227	190	184	
WC-C40-SD47-4D-08	47	303	231	194	188	
WC-C40-SD48-4D-08	48	307	235	198	192	
WC-C40-SD49-4D-08	49	313	239	202	196	
WC-C40-SD50-4D-08	50	315	243	206	200	
WC-C40-SD51-4D-08	51	319	247	210	204	
WC-C40-SD52-4D-08	52	323	251	214	208	
WC-C40-SD53-4D-08	53	327	255	218	212	
WC-C40-SD54-4D-08	54	331	259	222	216	
WC-C40-SD55-4D-08	55	335	263	226	220	
WC-C40-SD56-4D-08	56	339	267	230	224	
WC-C40-SD57-4D-08	57	343	271	234	228	
WC-C40-SD58-4D-08	58	347	275	238	232	
WC-C40-SD59-4D-08	59	351	279	242	236	
WC-C40-SD60-4D-08	60	355	283	246	240	

Dx4點數規格 POINT SPECIFICATION

型號 Cat. No	尺寸 Size					d
	D	L	L1	L2	L3	
WC-C25-SD16.5-4D-03	16.5	146	90	69	64	25
WC-C25-SD17.5-4D-03	17.5	150	94	73	68	
WC-C25-SD18.5-4D-03	18.5	155	99	77	72	
WC-C25-SD19.5-4D-03	19.5	159	103	81	76	32
WC-C32-SD20.5-4D-03	20.5	165	108	85	80	
WC-C32-SD21.5-4D-04	21.5	169	113	89	84	
WC-C32-SD22.5-4D-04	22.5	173	117	93	88	
WC-C32-SD23.5-4D-04	23.5	178	122	97	92	
WC-C32-SD24.5-4D-04	24.5	183	127	102	96	
WC-C32-SD25.5-4D-05	25.5	188	131	106	100	
WC-C32-SD26.5-4D-05	26.5	193	136	110	104	

配件 Mating

型號 Cat. No.	適配刀片 Insert	螺釘 Clamp screw	扳手 wrench
WC14-WC20	WCMX030208	M2.5x6.5	T8
WC21-WC25	WCMX040208	M2.5x6.5	T8
WC26-WC30	WCMX050308	M3.0x7	T8
WC31-WC41	WCMX06T308	M3.5x8	T15
WC42-WC60	WCMX080408	M4.0x11.5	T15

C
孔加工刀具
Hole cutter



快速鑽頭的推薦加工條件

Recommended cutting conditions

材料	切削速度 (m/min)	進給 (mm/rev)						
		Φ14-Φ22	Φ23-Φ29	Φ30-Φ36	Φ37-Φ43	Φ44-Φ50	Φ51-Φ54	Φ60-Φ70
低碳鋼 (-0.3%C) Low alloy steel	180-250	0.05-0.08	0.06-0.10	0.06-0.12	0.07-0.13	0.08-0.15	0.08-0.16	0.08-0.12
碳鋼(0.3%C-) Carbon steel	160-220	0.06-0.12	0.08-0.15	0.10-0.18	0.12-0.22	0.12-0.24	0.13-0.25	0.12-0.18
低合金鋼(-HRC32) Low carbon steel	150-220	0.06-0.12	0.08-0.14	0.10-0.18	0.12-0.22	0.12-0.23	0.13-0.24	0.10-0.18
高合金鋼 (HRC32-) High alloy steel	130-180	0.06-0.10	0.08-0.15	0.10-0.20	0.12-0.23	0.12-0.24	0.13-0.25	0.10-0.15
不銹鋼 Stainless steel	170-240	0.05-0.10	0.06-0.12	0.08-0.15	0.09-0.16	0.10-0.17	0.11-0.19	0.08-0.15
鑄鐵 Cast Iron	180-250	0.06-0.12	0.08-0.16	0.12-0.20	0.15-0.25	0.16-0.28	0.18-0.30	0.15-0.22
球墨鑄件 Ductile cast Iron	130-200	0.06-0.10	0.08-0.15	0.10-0.18	0.12-0.20	0.15-0.23	0.16-0.25	0.10-0.20
鋁合金 Aluminium	330-380	0.06-0.14	0.08-0.15	0.10-0.20	0.12-0.22	0.14-0.23	0.15-0.26	0.15-0.25
鈦合金 Ti6Al	30-60	0.05-0.10	0.06-0.14	0.08-0.18	0.11-0.22	0.14-0.23	0.15-0.24	0.12-0.16

◇ 初始鑽削時，推薦採用中間範圍切削數值，之後(根據刀具磨損情況)調整切削參數以達到最佳切削效果。

◇ 上述切削參數，是針對2D, 3D類型而言，如對4D類型的鑽削參數應相應降低15%。

◇ 冷卻方式僅採用外冷時，切削速度應降低10%。

◇ 對於奧氏體不銹鋼加工，必需採用內冷卻方式。

◇ 在斜面上開始鑽孔或零件有預鑽孔及相貫孔或鑽削堆疊的多層板材時，進給量須減小到推薦值的1/3左右。

★ Initial drilling, to recommend the use of cutting conditions in the middle range, followed by (in accordance with wear) to adjust the cutting parameters to achieve the best cutting effect.

★ The above cutting parameters is for 3D, 4D drilling tools, the cutting parameters need to decrease 15%.

★ Cooling mode using only cold outside, cutting speed should be reduced by 10%.

★ It must adopt inner cooling mode for austenitic stainless steel machining.

★ Drilling on the slope or the parts have pre-drilling hole or intersection hole, The drilling feedrate must decrease to 1/3 of the recommended data.

镗刀 C
BORING

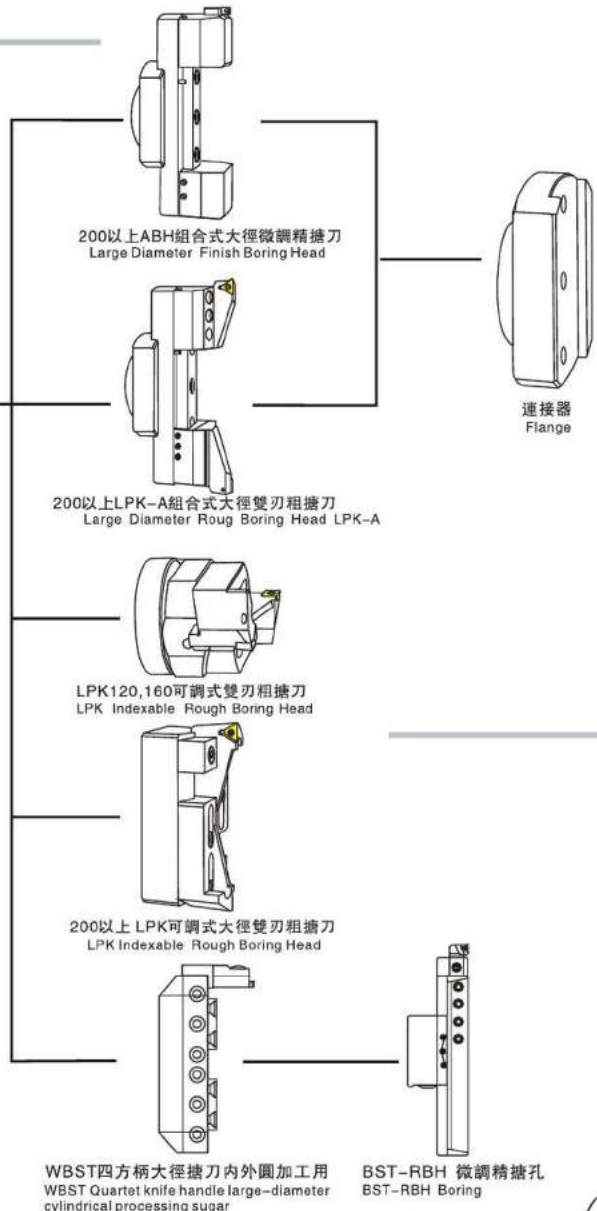
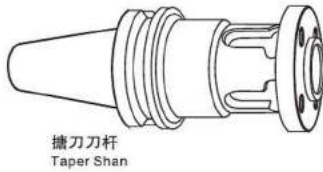




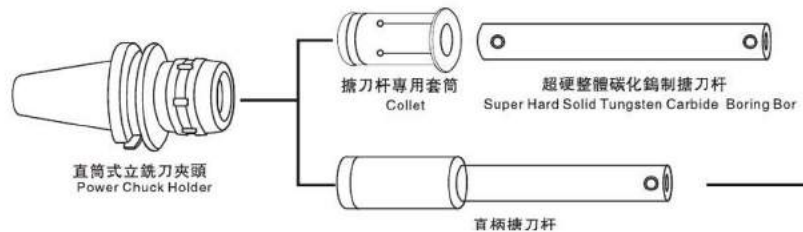
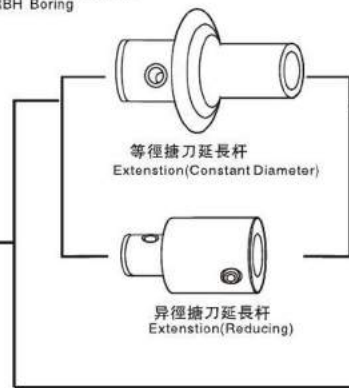
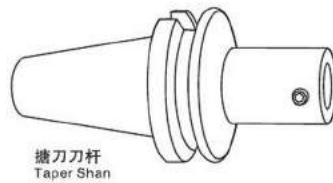
搪孔头组合图示

BORING HEAD COMBINATION ICON

BST系統
BST Boring System



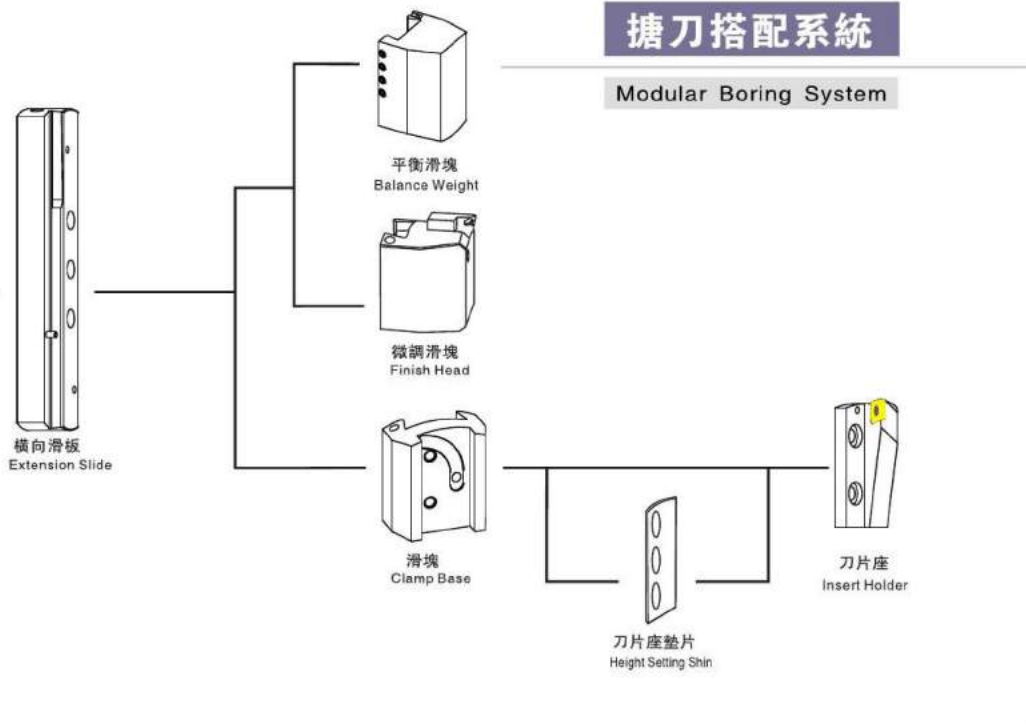
LBK系統
LBK Boring System





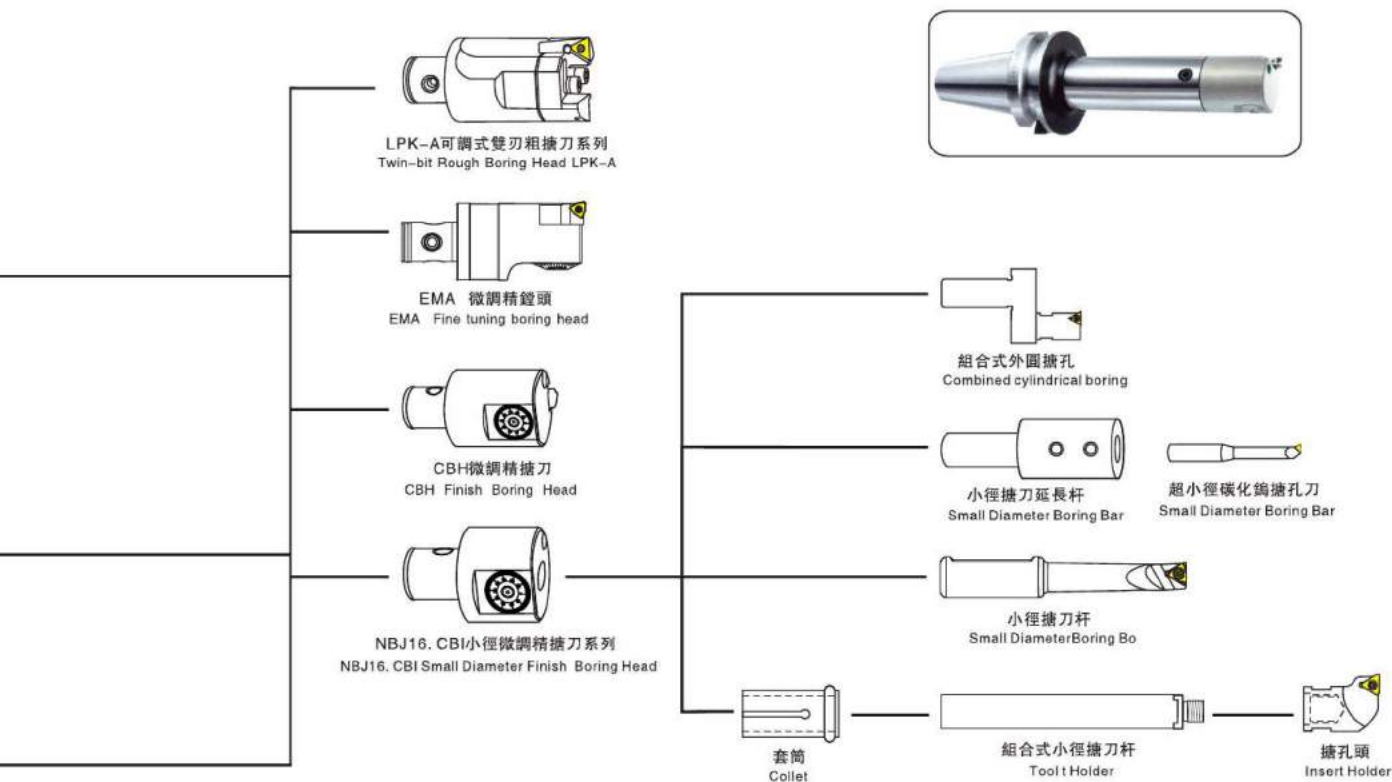
搪刀搭配系統

Modular Boring System



BORING CUTTER SYSTEM


C
孔加工刀具
Hole cutter





CBH微調精搪刀系列 《搪孔範圍 $\Phi 20-\Phi 202\text{mm}$ 》

CBH Finish Boring Head 《Boring Range from $\Phi 20-\Phi 202\text{mm}$ 》



特色

- 1、CBH精搪刀適用於精切削搪孔，工作範圍 $\phi 20-\phi 202\text{mm}$ 均可搭配選用。
- 2、調整刻度為圓周50等分，每格調整尺寸位直徑0.01mm，另有副尺可作更精細之調整。
- 3、精密導程螺絲位於內部，不受切屑、磨耗、生銹等影響，具有內部潤滑，精準耐用。
- 4、內藏式水孔，刀尖直接冷卻，刀片壽命長。
- 5、調整伸縮部為方型結構，雙支撐面固定，所以切削穩固且剛性大。

Features

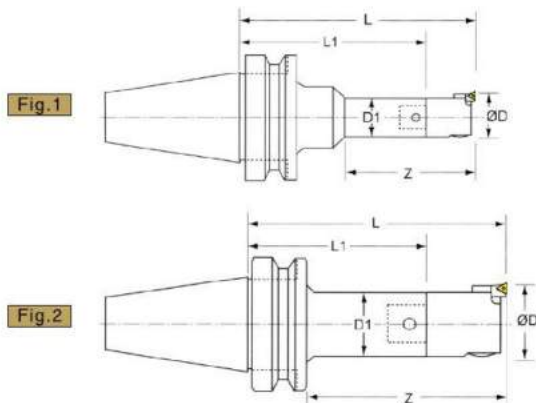
1. CBH finish boring head is suitable for finish boring with working ranges from $\phi 20\text{mm}$ to $\phi 202\text{mm}$ on diameter.
2. The dial has been graduated into 50 divisions, each of which is 0.01 mm on diameter. Available is a sub-dial for finer adjustment.
3. High precision internal lead screw with innerlubrication is free from the effects of chip, featuring high durability.
4. Coolant nozzle easily cools the insert prolonging its working life.
5. Cartridge unit is housed in a square structure with two face support, proving high stability and rigidity.

規格 Specifications

搪頭型號 Boring Head Type	接合型號 LBK No.	搪孔範圍 $\phi D\text{mm}$ Boring Range	搪頭長度mm Length	重量kg Weight	刀片規格 / 螺絲 / 刀片扳手 Insert / Clamping Screw / Wrench
CBH20	LBK1	20-26	35	0.1	TB06/M2/T6 TP08/M2.2/T7 TC09/M2.2/T7
CBH25	LBK2	25-33	40	0.2	
CBH32	LBK3	32-42		0.3	
CBH40	LBK4	40-55	50	0.5	
CBH52	LBK5	52-75	60	1	TP086/M2.2/T7 TP09/M2.5/T8 TC11/M2.5/T8
CBH68	LBK6	68-102	72	2	
CBH100		100-152		2.9	
CBH150		150-202		4.2	

CBH微調精搪刀+LBK刀柄 (MAS 403BT)

CBH Finish Boring Head+LBK Shank (MAS 403BT)





CBH微調精搪刀組合系列

CBH Finish Boring Head

規格 Specifications

▲ IBT是专为抑制搪孔共振而改良之专用刀杆 ▲ IBT is the improved type dedicated to resonance in boring

型號 Tape	樣式 Fig.	搪孔範圍 ∅ (Dmm)	有效長 Z	組合內容 Tool Connection		接合型號 LBK No	全長 L	刀杆長 L1	刀杆外徑 D1	重量 KG	
				LBK刀杆 LBK shank	CBH刀頭 CBH boring head						
BT30-CBH20-105	2	20-26	75	BT30-LBK1-70	CBH20	1	105	70	19	0.6	
BT30-CBH25-120		25-33	90	BT30-LBK2-80	CBH25	2	120	80	24	0.8	
BT30-CBH32-120		32-42		BT30-LBK3-80	CBH32	3		31	1.0		
BT30-CBH40-120		40-55		BT30-LBK4-70	CBH40	4		70	39	1.3	
BT30-CBH52-120		52-75		BT30-LBK5-60	CBH52	5		50	1.8		
BT30-CBH68-130		68-102		100	BT30-LBK6-60	CBH68		6	130	60	64
BT40-CBH20-110	2	20-26		75	BT40-LBK1-75	CBH20		1	110	75	19
BT40-CBH20-140			105	BT40-LBK1-105			140	105		1.3	
BT40-CBH25-125		25-33	90	BT40-LBK2-85	CBH25	2	125	85	24	1.3	
BT40-CBH25-155			120	BT40-LBK2-115			155	115		1.6	
BT40-CBH32-135		32-42	100	BT40-LBK3-95	CBH32	3	135	95	31	1.5	
BT40-CBH32-165			130	BT40-LBK3-125			165	125		1.8	
BT40-CBH32-195			160	BT40-LBK3-155			195	155		2.0	
BT40-CBH40-135		40-55	100	BT40-LBK4-85	CBH40	4	135	85	39	1.8	
BT40-CBH40-180			145	BT40-LBK4-130			180	130		2.4	
BT40-CBH40-225			190	BT40-LBK4-175			225	175		2.7	
BT40-CBH52-135			52-75	100			BT40-LBK5-75	CBH52		5	135
BT40-CBH52-185		150		BT40-LBK5-125	185	125	3.3				
BT40-CBH52-235		200		BT40-LBK5-175	235	175	4.0				
BT40-CBH68-135		68-102	100	BT40-LBK6-65	CBH68		135	65	64	3.3	
BT40-CBH68-185			150	BT40-LBK6-115			185	115		4.7	
BT40-CBH68-235			200	BT40-LBK6-165			235	165		5.9	
BT40-CBH100-135		100-152	100	BT40-LBK6-65	CBH100	6	135	65	64	4.2	
BT40-CBH100-185			150	BT40-LBK6-115			185	115		5.6	
BT40-CBH100-235			200	BT40-LBK6-165			235	165		6.8	
BT40-CBH150-135		150-202	100	BT40-LBK6-65	CBH150		135	65	64	5.5	
BT40-CBH150-185			150	BT40-LBK6-115			185	115		6.9	
BT40-CBH150-235			200	BT40-LBK6-165			235	165		8.1	
BT50-CBH20-150		1	20-26	75	BT50-LBK1-115	CBH20	1	150	115	31/19	4.1
BT50-CBH20-180				105	BT50-LBK1-145			180	145		4.2
BT50-CBH25-150	2	25-33	105	BT50-LBK2-110	CBH25	2	150	110	24	4.1	
BT50-CBH25-180			135	BT50-LBK2-140			180	140		4.2	
BT50-CBH32-165	32-42	120	BT50-LBK3-125	CBH32	3	165	125	31	4.4		
BT50-CBH32-195		150	BT50-LBK3-155			195	155		4.5		
BT50-CBH40-165		40-55	120	BT50-LBK4-115	CBH40	4	165	115	39	4.8	
BT50-CBH40-195	150		BT50-LBK4-145	195			145	4.9			
BT50-CBH40-225	180		BT50-LBK4-175	225			175	5.3			
BT50-CBH40-255	210		BT50-LBK4-205	225			205	5.4			
BT50-CBH52-165	52-75	120	BT50-LBK5-105	CBH52	5	165	105	50	5.5		
BT50-CBH52-240		195	BT50-LBK5-180			240	180		6.5		
BT50-CBH52-300		255	BT50-LBK5-240			300	240		7.2		
BT50-CBH52-360	1	255	BT50-LBK5-300			360	300	64/50	8.6		
BT50-CBH68-165	2	68-102	120	BT50-LBK6-95	CBH68		165	95	64	6.5	
BT50-CBH68-240			195	BT50-LBK6-170			240	170		8.3	
BT50-CBH68-300			255	BT50-LBK6-230			300	230		9.6	
BT50-CBH68-360			315	BT50-LBK6-290			360	290		11.0	
BT50-CBH68-420	1	375	BT50-LBK6-350			420	350	90/64	15.5		
IBT50-CBH68-420		375	IBT50-LBK6-350			420	350		13.2		
BT50-CBH100-165	2	100-152	120	BT50-LBK6-95	CBH100	6	165	95	64	7.4	
BT50-CBH100-240			195	BT50-LBK6-170			240	170		9.2	
BT50-CBH100-300			255	BT50-LBK6-230			300	230		10.5	
BT50-CBH100-360			315	BT50-LBK6-290			360	290		11.9	
BT50-CBH100-420	1	375	BT50-LBK6-350			420	350	90/64	16.4		
IBT50-CBH100-420		375	IBT50-LBK6-350			420	350		14.1		
BT50-CBH150-165	2	152-202	120	BT50-LBK6-95	CBH150		165	95	64	8.7	
BT50-CBH150-240			195	BT50-LBK6-170			240	170		10.5	
BT50-CBH150-300			255	BT50-LBK6-230			300	230		11.8	
BT50-CBH150-360			315	BT50-LBK6-290			360	290		13.2	
BT50-CBH150-420	1	375	BT50-LBK6-350			420	350	90/64	17.7		
IBT50-CBH150-420	2	375	IBT50-LBK6-350			420	350	64	15.4		

孔加工刀具
Hole cutter



RBH-LA可調式雙刃粗搪刀系列 《搪孔範圍Φ25-Φ204mm》

Twin-bit Rough Boring Head RBH-LA 《Boring Range from Φ25-Φ204mm》



特色

- 1、刀片支持座厚度增加，剛性增強。
- 2、內藏式水孔，直接冷卻，刀片壽命長。
- 3、排屑槽設計，增加深孔排屑功能。
- 4、連接壓板使刀頭與刀座一體，增加切削剛性。
- 5、獨特高低段差設計，平刃或高低刃均可採用。

Features

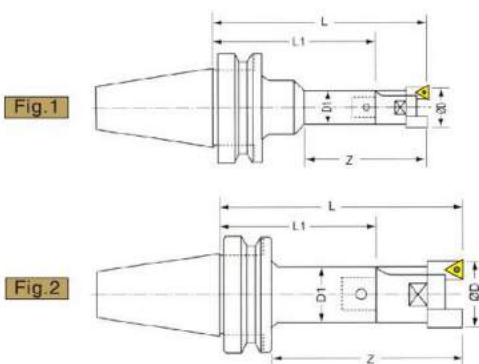
- 1、Thickened cartridge with higher rigidity.
- 2、Coolant nozzle easily cools the insert elongating its working life.
- 3、Completed with chip pocket, improving chip flow of deep boring.
- 4、Clamp plate solidifies cartridges and head, upgrading cutting rigidity.
- 5、Patented step boring design; suitable for both level boring and step boring.

規格 Specifications

	搪頭型號 Boring Head Type	接合型號 LBK No.	搪孔範圍 φ Dmm Boring Range	L mm	C mm	刀片規格 Insert	重量kg Weight
	RBH25-35LA-C	LBK2	25 ~ 33	50	24	CCMT060204	0.15
	RBH32-45LA-C					CCMT060204	
	RBH32-35LA-T	LBK3	32 ~ 42	60	31	TCMTI 10204	0.3
	RBH40-55LA-C					CCMT09T304	
	RBH40-55LA-T	LBK4	40 ~ 55	74	39	TCMTI 6T304	0.6
	RBH40-55LA-S					SCMT09T304	
	RBH52-75LA-C					CCMT09T304	
	RBH52-75LA-T	LBK5	52 ~ 75	80	50	TCMTI 6T304	1
	RBH52-75LA-S					SCMT09T304	
	RBH68-100LA-C	LBK6	68 ~ 100	90	66	CCMTI 20408	2.5
RBH68-100LA-T	TCMTI 6T304						
RBH68-100LA-S	SCMTI 20404						
RBH90-130LA-C	LBK6	90 ~ 130	100	88	CCMTI 20408	3.1	
RBH90-130LA-T					TCMT220408		
RBH90-130LA-S					SCMTI 20404		
RBH120-164LA-C	BST Series	120 ~ 164	95	100	CCMTI 20408	3.8	
RBH120-164LA-T					TCMT220408		
RBH120-164LA-S					SCMTI 20404		
RBH160-204LA-C	BST Series	160 ~ 204	95	130	CCMTI 20408	4.8	
RBH160-204LA-T					TCMT220408		
RBH160-204LA-S					SCMTI 20404		

RBH-LA雙刃粗搪刀+LBK刀柄 (MAS 403BT)

RBH-LA Twin-bit Rough Boring Head +LBK Shank(MAS 403BT)





RBH-LA雙刃粗搪刀組合系列

RBH-LA Finish Boring Head

規格 Specifications

▲ IBT是專為抑制搪孔共振而改良之專用刀杆 ▲ IBT is the improved type dedicated to resonance in boring

型號 Tape	樣式 Fig.	搪孔範圍 Ø (Dmm)	有效長 Z	組合內容 Tool Connection	接合型號 LBK No	全長 L	刀杆長 L1	刀杆外徑 D1	重量 KG					
BT30-RBH25LA-130	2	25-35	100	BT30-LBK2-80	RBH25LA	2	130	80	24	0.8				
BT30-RBH32LA-140		32-45	110	BT30-LBK3-80	RBH32LA	3	140	70	31	1.0				
BT30-RBH40LA-140		40-55		BT30-LBK4-70	RBH40LA	4			39	1.3				
BT30-RBH52LA-140		52-75		BT30-LBK5-60	RBH52LA	5			50	1.8				
BT30-RBH68LA-150		68-100	120	BT30-LBK6-60	RBH68LA	6	150	60	64	3.0				
BT30-RBH90LA-160		90-130			130		RBH90LA			160	3.9			
BT40-RBH25LA-135	2	25-35	100	BT40-LBK2-85	RBH25LA	2	135	85	24	1.3				
BT40-RBH25LA-165			130	BT40-LBK2-115		165	115	1.6						
BT40-RBH32LA-155		32-45	120	BT40-LBK3-95	RBH32LA	3	155	95	31	1.5				
BT40-RBH32LA-185			150	BT40-LBK3-125			185	125		1.8				
BT40-RBH32LA-215			180	BT40-LBK3-155			215	155		2.0				
BT40-RBH40LA-155		40-55	120	BT40-LBK4-85	RBH40LA	4	155	85	39	1.8				
BT40-RBH40LA-200			165	BT40-LBK4-130			200	130		2.4				
BT40-RBH40LA-245			210	BT40-LBK4-175			245	175		2.7				
BT40-RBH52LA-155		52-75	120	BT40-LBK5-75	RBH52LA	5	155	75	50	2.3				
BT40-RBH52LA-205			170	BT40-LBK5-125			205	125		3.3				
BT40-RBH52LA-255			220	BT40-LBK5-175			255	175		4.0				
BT40-RBH68LA-155		68-100	120	BT40-LBK6-65	RBH68LA	6	155	65	64	3.3				
BT40-RBH68LA-205			170	BT40-LBK6-115			205	115		4.7				
BT40-RBH68LA-255			220	BT40-LBK6-165			250	165		5.9				
BT40-RBH90LA-165		90-130	130	BT40-LBK6-65	RBH90LA	6	165	65	64	4.2				
BT40-RBH90LA-215			180	BT40-LBK6-115			215	115		5.6				
BT40-RBH90LA-265			230	BT40-LBK6-165			265	165		6.8				
BT40-RBH120LA-165		120-164	130	BT40-BST-70	RBH120LA	BST	165	70	95	7.0				
BT40-RBH160LA-165		160-204			RBH160LA					8.0				
BT50-RBH25LA-160		2	25-35	110	BT50-LBK2-110	RBH25LA	2	160	110	24	4.1			
BT50-RBH25LA-190				140	BT50-LBK2-140			190	140		4.2			
BT50-RBH32LA-185			32-45	135	BT50-LBK3-125	RBH32LA	3	185	125	31	4.4			
BT50-RBH32LA-215				165	BT50-LBK3-155			215	155		4.5			
BT50-RBH40LA-185				135	BT50-LBK4-115			180	115		4.8			
BT50-RBH40LA-215			40-55	165	BT50-LBK4-145	RBH40LA	4	215	145	39	4.9			
BT50-RBH40LA-245				195	BT50-LBK4-175			245	175		5.3			
BT50-RBH40LA-275				225	BT50-LBK4-205			275	205		5.4			
BT50-RBH52LA-185			52-75	135	BT50-LBK5-105	RBH52LA	5	185	105	50	5.5			
BT50-RBH52LA-260				210	BT50-LBK5-180			260	180		6.5			
BT50-RBH52LA-320				270	BT50-LBK5-240			320	240		7.2			
BT50-RBH52LA-380	1		270	BT50-LBK5-300	RBH52LA	5	380	300	64/50	8.6				
BT50-RBH68LA-185	2		68-100	135			BT50-LBK6-95	RBH68LA	6	185	95	64	6.5	
BT50-RBH68LA-260				210	BT50-LBK6-170	260	170			8.3				
BT50-RBH68LA-320				270	BT50-LBK6-230	320	230			9.6				
BT50-RBH68LA-380				330	BT50-LBK6-290	380	290			11.0				
BT50-RBH68LA-440				1	390	BT50-LBK6-350	440			350	90/64		15.5	
IBT50-RBH68LA-440	2		90-130	145	IBT50-LBK6-350	RBH90LA	6	195	95	64	13.2			
BT50-RBH90LA-195				220	BT50-LBK6-170			270	170		7.4			
BT50-RBH90LA-270				280	BT50-LBK6-230			330	230		9.2			
BT50-RBH90LA-330		340		BT50-LBK6-290	390			290	10.5					
BT50-RBH90LA-390		400		BT50-LBK6-350	450			350	11.9					
BT50-RBH90LA-450	1	400	IBT50-LBK6-350	450	350	90/64	16.4							
IBT50-RBH90LA-450	2	120-164	150	BT50-BST-100	RBH120LA	BST	195	100	95	14.1				
BT50-RBH120LA-195			200	BT50-BST-150			245	150		8.9				
BT50-RBH120LA-245			250	BT50-BST-200			295	200		10.6				
BT50-RBH120LA-295			300	BT50-BST-250			345	250		13.3				
BT50-RBH120LA-345			350	BT50-BST-300			395	300		15.3				
BT50-RBH120LA-395			400	BT50-BST-350			445	350		17.3				
BT50-RBH120LA-445			450	BT50-BST-400			495	400		19.3				
BT50-RBH120LA-495			150	BT50-BST-100			195	100		21.3				
BT50-RBH160LA-195			160-204	200			BT50-BST-150	RBH160LA		BST	245	150	95	13.3
BT50-RBH160LA-245				250			BT50-BST-200				295	200		13.8
BT50-RBH160LA-295				300			BT50-BST-250				345	250		14.3
BT50-RBH160LA-345				350			BT50-BST-300				395	300		16.3
BT50-RBH160LA-395				400			BT50-BST-350				445	350		18.3
BT50-RBH160LA-445				450			BT50-BST-400				495	400		20.3
BT50-RBH160LA-495	450	BT50-BST-400		495	400	22.3								

C 孔加工刀具
Hole cutter



Φ200以上 RBH-LA組合式大徑粗搪刀系列

Indexable Twin-bit Rough Boring Head RBH-LA 《Boring Range from Φ25-Φ204mm》



特色

- 1、通用 $\phi 200 - \phi 1250\text{mm}$ 大型孔徑加工使用。
- 2、粗、精搪刀使用同基礎組件，且可另選配附件搭配使用。加工調整範圍為直徑110mm。600LA與900LA調整範圍為350mm。
- 3、粗搪刀，具有多種刀片選擇，可適用於多種材質及加工方式。
- 4、精搪刀另有鋁合金橫向滑板，可選用來降低刀具重量。
- 5、另有外圓搪孔組件可選用，加工範圍直徑為 $\phi 20 - \phi 300\text{mm}$ 。

Features

1. This type is suitable for large diameter boring with ranges from $\phi 200\text{mm}$ to $\phi 1250\text{mm}$.
2. The structure includes common flange and extension slide for both rough and finish boring heads. Available can be optional accessories for different works. Adjustment range is within 110mm on diameter. The adjustment range for both 600A and 900A is 350mm.
3. Options of various inserts for rough boring of different materials and boring styles.
4. Available is the horizontal slide made of Aluminum alloy to reduce total weight.
5. Options of external boring kit with boring range from $\phi 20\text{mm}$ to $\phi 300\text{mm}$.

規格 Specifications

		型號 Type	RBH 200LA	RBH 300LA	RBH 400LA	RBH 500LA	RBH 600LA	RBH 900LA
搪頭型號 Boring Head Type	長度 Length(mm)		130	130	130	130	150	150
	整組重量 Total Weight(kg)	合金鋼 Alloy Steel	9.5	11.5	13.5	15.5	33	43
		鋁合金 Aluminum Alloy	7.2	8.0	8.8	9.6	16.0	20.7
加工直徑 D(mm) Boring Diameter		200 ~ 310	300 ~ 410	400 ~ 510	500 ~ 610	600 ~ 950	900 ~ 1250	
組合型式 Module	接合刀杆 Taper Shank		BT50-BST/NT50-BST系列 BT50-BST/NT50-BST Series				BT50-FMA-47.625	
	連接器 Flange		BR200				BR600	BR900
	重量(kg) Weight	合金鋼 Alloy Steel	合金鋼 Alloy Steel 2.7kg				19	29
		鋁合金 Aluminum Alloy					8.8	13.5
	橫向滑板 Extension Slide		RST200	RST300	RST400	RST500	RST300X2祇(pieces)	
	重量(kg) Weight	合金鋼 Alloy Steel	3.4	5.4	7.4	9.4	10.8	
		鋁合金 Aluminum Alloy	1.1	1.9	2.7	3.5	3.8	
	滑塊 Clamp Base		RS200					
	重量(kg) Weight		0.98kg					
	刀片座墊片 Height Setting Shin		RS201					
重量(kg) Weight		0.05kg						
刀片座 Insert Holder		RB200C12	RB200T16	RB200T22	RB200S12			
適合刀片 Applicable Insert		CCMT120404	TCMT16T304	TCMT220404	SCMT120404			
重量(kg) Weight		0.68kg						



Φ200以上 RBH-LA組合式大徑雙刃粗搪刀+BST刀柄 (MAS 403BT)

RBH-LA Indexable Twin-bit Rough Boring Head for Large Hole Boring+BST Shank(MAS 403BT)

《 搪孔範圍 Φ200-Φ1250mm 》 《 Boring Range from Φ200-Φ1250mm 》



	搪頭型號 Boring Head Type	接合型號 LBK No.	搪孔範圍 φ Dmm Boring Range	搪頭長度mm Length	刀片規格 Insert	重量 KG	
						合金鋼 Alloy Steel	鋁合金 Aluminum Alloy
	RBH200-310LA	BST series	200 ~ 310	130	(選配刀片座) Optional Inserts	9.5	7.2
	RBH300-410LA		300 ~ 410		11.5	8.0	
	RBH400-510LA		400 ~ 510		13.5	8.8	
	RBH500-610LA		500 ~ 610		15.5	9.6	
	RBH600-950LA		600 ~ 950		33.0	16.0	
	RBH900-1250LA	FMA-47.625	900 ~ 1250	150	SCMT120404	43.0	20.7

規格 Specifications

型號 Type	搪孔範圍 Ø (Dmm)	有效長 Z	組合內容 Tool Connection		接合型號 LBK No	全長 L	刀杆長 L1	刀杆外徑 D1	重量 KG					
			LBK刀杆 LBK shank	RBH刀頭 RBH boring head					合金鋼 Alloy Steel	鋁合金 Aluminum Alloy				
BT50-RBH200LA-230	200 ~ 310	185	BT50-BST-100	RBH200LA	BST	230	100	95	14.6	12.3				
BT50-RBH200LA-280		235	BT50-BST-150			280	150		16.3	14				
BT50-RBH200LA-330		285	BT50-BST-200			330	200		19	16.7				
BT50-RBH200LA-380		335	BT50-BST-250			380	250		21	18.7				
BT50-RBH200LA-430		385	BT50-BST-300			430	300		23	20.7				
BT50-RBH200LA-480		435	BT50-BST-350			480	350		25	22.7				
BT50-RBH200LA-530		485	BT50-BST-400			530	400		27	24.7				
BT50-RBH300LA-230		300 ~ 410	185			BT50-BST-100	RBH300LA		BST	230	100	95	16.6	13.1
BT50-RBH300LA-280			235			BT50-BST-150				280	150		18.3	14.8
BT50-RBH300LA-330			285			BT50-BST-200				330	200		21	17.5
BT50-RBH300LA-380	335		BT50-BST-250	380	250	23		19.5						
BT50-RBH300LA-430	385		BT50-BST-300	430	300	25		21.5						
BT50-RBH300LA-480	435		BT50-BST-350	480	350	27		23.5						
BT50-RBH300LA-530	485		BT50-BST-400	530	400	29		25.5						
BT50-RBH400LA-230	400 ~ 510		185	BT50-BST-100	RBH400LA	BST		230		100	95		18.6	13.9
BT50-RBH400LA-280			235	BT50-BST-150				280		150			20.3	15.6
BT50-RBH400LA-330			285	BT50-BST-200				330		200			23	18.3
BT50-RBH400LA-380		335	BT50-BST-250	380			250	25	20.3					
BT50-RBH400LA-430		385	BT50-BST-300	430			300	27	22.3					
BT50-RBH400LA-480		435	BT50-BST-350	480			350	29	24.3					
BT50-RBH400LA-530		485	BT50-BST-400	530			400	31	26.3					
BT50-RBH500LA-230		500 ~ 610	185	BT50-BST-100			RBH500LA	BST	230	100		95	20.6	14.7
BT50-RBH500LA-280			235	BT50-BST-150					280	150			22.3	16.4
BT50-RBH500LA-330			285	BT50-BST-200					330	200			25	19.1
BT50-RBH500LA-380	335		BT50-BST-250	380	250	27			21.1					
BT50-RBH500LA-430	385		BT50-BST-300	430	300	29			23.1					
BT50-RBH500LA-480	435		BT50-BST-350	480	350	31			25.1					
BT50-RBH500LA-530	485		BT50-BST-400	530	400	33			27.1					
BT50-RBH600LA-230	600 ~ 950		185	BT50-	RBH600LA	FMA			230	75	128		40	23
BT50-RBH900LA-230	900 ~ 1250			FMA47.625-75	RBH900LA								47.625	50

C 孔加工刀具
Hole cutter



Φ200以上 CBH組合式大徑微調精搪刀系列

CBH Large Diameter Modular Finish Boring Head with Diameter over Φ200mm



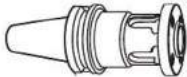




特色

- 1、通用 $\phi 200-\phi 1250\text{mm}$ 大型孔徑加工使用。
- 2、粗、精搪刀使用同基礎組件，且可另選配附件搭配使用。
加工調整範圍為直徑110mm。CBH600與900A調整範圍為350mm。
- 3、精搪刀另有鋁合金橫向滑板，可選用來降低刀具重量。

Features

1. This type is suitable for large diameter boring with ranges from $\phi 200\text{mm}$ to $\phi 1250\text{mm}$.
2. The structure includes common flange and extension slide for both rough and finish boring heads. Available can be optional accessories for different works. Adjustment range is within 110mm on diameter. The adjustment range for both CBH600 and CBH900 is 350mm.
3. Available is the horizontal slide made of Aluminum alloy to reduce total weight.

規格 Specifications

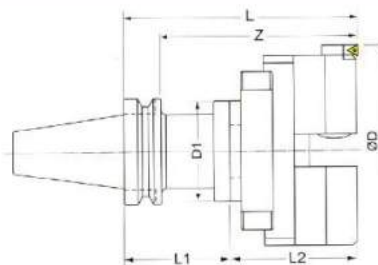
		型號 Type	CBH200	CBH300	CBH400	CBH500	CBH600	CBH900	
搪頭型號 Boring Head Type	長度 Length(mm)		130	130	130	130	150	150	
	整組重量 Total Weight(kg)	合金鋼 Alloy Steel	9.7	11.7	13.7	15.7	33	43	
		鋁合金 Aluminum Alloy	7	7.8	8.6	9.4	15.8	20.5	
	加工直徑 D(mm) Boring Diameter		200~310	300~410	400~510	500~610	600~950	900~1250	
組合型式 Module	接合刀杆 Taper Shank		BT50-BST/NT50-BST系列 BT50-BST/NT50-BST Series				BT50-FMA-47.625		
	連接器 Flange		BR200				BR600	BR900	
	重量(kg) Weight	合金鋼 Alloy Steel	合金鋼 Alloy Steel				2.7kg	19	29
		鋁合金 Aluminum Alloy						8.8	13.5
	橫向滑板 Extension Slide		RST200	RST300	RST400	RST500	RST300X2祇(pieces)		
	重量(kg) Weight	合金鋼 Alloy Steel	3.4	5.4	7.4	9.4	10.8		
		鋁合金 Aluminum Alloy	1.1	1.9	2.7	3.5	3.8		
	平衡滑塊 Balance Weight		RBN200						
	重量(kg) Weight		1.6kg						
	微調滑塊 Finish Head		CB200						
重量(kg) Weight		1.6kg							
	適合刀片 Applicable Insert	TP08/M2.2/T7, TP09/M2.5/T8, TC11/M2.5/T8							



Φ200以上 CBH大孔徑微調精搪刀+BST刀柄 (MAS 403BT)

CBH Large Diameter Modular Finish Boring Head+BST Shank(MAS 403BT)

《 搪孔範圍 Φ200-Φ1250mm 》 《 Boring Range from Φ200-Φ1250mm 》



	搪頭型號 Boring Head Type	接合型號 LBK No.	搪孔範圍 φ Dmm Boring Range	搪頭長度 L2 mm	刀片規格/螺絲/扳手 Insert/ Clamp Screw/ Wrench	重量 KG	
						合金鋼 Alloy Steel	鋁合金 Aluminum Alloy
	CBH200	BST系列 BST series	200 ~ 310	130	TP08/M2.2/T7 TP09/M2.8/T8 TC11/M2.5/T8	9.7	7.0
	CBH300		300 ~ 410			11.7	7.8
	CBH400		400 ~ 510			13.7	8.6
	CBH500		500 ~ 610			15.7	9.4
	CBH600	FMA-47.625	600 ~ 950	33.0		15.8	
	CBH900	900 ~ 1250	43.0	20.5			


規格 Specifications

型號 Tape	搪孔範圍 ∅ (Dmm)	有效長 Z	組合內容 Tool Connection		接合型號 LBK No	全長 L	刀杆長 L1	刀杆外徑 D1	重量 KG	
			LBK刀杆 LBK shank	CBH刀頭 CBH boring head					合金鋼 Alloy Steel	鋁合金 Aluminum Alloy
BT50-CBH200-230	200 ~ 310	185	BT50-BST-100	CBH200	BST	230	100	95	14.8	12.1
BT50-CBH200-280		235	BT50-BST-150			280	150		16.5	13.8
BT50-CBH200-330		285	BT50-BST-200			330	200		19.2	16.5
BT50-CBH200-380		335	BT50-BST-250			380	250		21.2	18.5
BT50-CBH200-430		385	BT50-BST-300			430	300		23.2	20.5
BT50-CBH200-480		435	BT50-BST-350			480	350		25.2	22.5
BT50-CBH200-530		485	BT50-BST-400			530	400		27.2	24.5
BT50-CBH300-230	300 ~ 410	185	BT50-BST-100	CBH300	BST	230	100	95	16.8	12.9
BT50-CBH300-280		235	BT50-BST-150			280	150		18.5	14.6
BT50-CBH300-330		285	BT50-BST-200			330	200		21.2	17.3
BT50-CBH300-380		335	BT50-BST-250			380	250		23.2	19.3
BT50-CBH300-430		385	BT50-BST-300			430	300		25.2	21.3
BT50-CBH300-480		435	BT50-BST-350			480	350		27.2	23.3
BT50-CBH300-530	485	BT50-BST-400	530	400		29.2	25.3			
BT50-CBH400-230	400 ~ 510	185	BT50-BST-100	CBH400	BST	230	100	95	18.8	13.7
BT50-CBH400-280		235	BT50-BST-150			280	150		20.5	15.4
BT50-CBH400-330		285	BT50-BST-200			330	200		23.2	18.1
BT50-CBH400-380		335	BT50-BST-250			380	250		25.2	20.1
BT50-CBH400-430		385	BT50-BST-300			430	300		27.2	22.1
BT50-CBH400-480		435	BT50-BST-350			480	350		29.2	24.1
BT50-CBH400-530	485	BT50-BST-400	530	400		31.5	26.1			
BT50-CBH500-230	500 ~ 610	185	BT50-BST-100	CBH500	BST	230	100	95	20.8	14.5
BT50-CBH500-280		235	BT50-BST-150			280	150		22.5	16.2
BT50-CBH500-330		285	BT50-BST-200			330	200		25.2	18.9
BT50-CBH500-380		335	BT50-BST-250			380	250		27.2	20.9
BT50-CBH500-430		385	BT50-BST-300			430	300		29.2	22.9
BT50-CBH500-480		435	BT50-BST-350			480	350		31.2	24.9
BT50-CBH500-530	485	BT50-BST-400	530	400		33.2	26.9			
BT50-CBH600-230	600 ~ 950	185	BT50-	CBH600	FMA	230	75	128	40.0	22.8
BT50-CBH900-230	900 ~ 1250		FMA47.625-75	CBH900	47.625				50.0	27.5

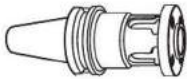
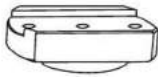





Φ200以上 CBR組合式外圓微調精搪刀系列 (外圓搪孔範圍Φ10~Φ850mm)

CBR Large Diameter Modular Finish Boring Head with Diameter over
Φ200mm(Boring Range from Φ10~Φ850mm)

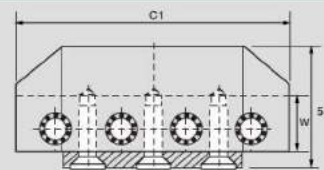


規格 Specifications

搪頭型號 Boring Head Type	型號 Type		CBR200	CBR300	CBR400	CBR500	CBR600	CBR900
	搪頭長度 L2(mm)		190/220					
	有效長度 Z(mm)		115/145					
	整組重量 Total Weight(kg)	合金鋼 Alloy Steel	9.7	11.5	13.5	15.5	33	47
	鋁合金 Aluminum Alloy	7	8	8.8	9.6	16	22.3	
加工直徑 D(mm) Boring Diameter		10 - 150	10 - 250	10 - 350	10 - 450	10 - 550	10 - 850	
接合刀杆 Taper Shank			BT50-BST-100L				BT50-FMA-47.625	
連接器 Flange			BR200				BR600	BR900
重量(kg) Weight	合金鋼 Alloy Steel	2.7kg				19	29	
	鋁合金 Aluminum Alloy					8.8	13.5	
橫向滑板 Extension Slide			RST200	RST300	RST400	RST500	RST300X2祇 (pieces)	RST400X2祇 (pieces)
重量(kg) Weight	合金鋼 Alloy Steel	3.4	5.4	7.4	9.4	10.8	14.8	
	鋁合金 Aluminum Alloy	1.1	1.9	2.7	3.5	3.8	5.4	
平衡滑塊 Balance Weight			RBN200					
重量(kg) Weight		1.6kg						
外圓滑塊 Clamp Base			CB200					
重量(kg) Weight		1.3kg						
外圓用接杆 Adapter for External Boring			C25-LBK3-30			C25-LBK3-60		
重量(kg) Weight		0.3			0.5			
接合刀頭 Applicable Boring Heads			CBH32					




WBST四方柄搪孔刀架 WBST Tool Rest



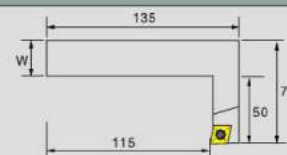
搪孔刀架型號 Tape	接合型號 LBK NO	搪孔範圍 ϕ D External Diameter(mm)	搪頭長度 Length(mm)	寬度C1 (mm)	□W(mm)	重量 Weight
WBST150	BST	150~250	55	125	25	2.5
WBST200		200~300		175		3.6
WBST300		300~400		275		6.0
WBST400		400~500		375		8.3

WBST四方柄搪孔刀架 Square Shank Boring Tool holder for WBST Tool Rest



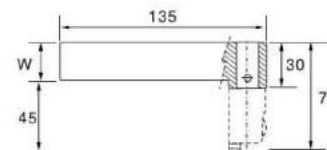
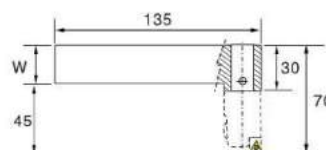
型號 Tape	□W(mm)	全長 Length(mm)	刀片 Insert	螺絲 Clamp screw	重量 Weight
BSB25-T16-135	25	135	TCMT16...	M4	0.67
BSB25-T22-135			TCMT22...	M5	
BSB25-C12-135			CCMT12...	M5	
BSB25-S12-135			SCMT12...	M5	

WBST刀盤專用四方柄外圓搪孔刀架 Square Shank External Boring Tool holder for WBST Tool Rest



型號 Tape	□W(mm)	全長 Length(mm)	加工深A (mm)	刀片 Insert	螺絲 Clamp screw	重量 Weight
EBSB25-T16-135-50	25	135	40	TCMT16T304	M4	0.8
EBSB25-C12-135-50				CCMT120404	M5	

WBST刀盤專用四方柄內外圓精搪孔刀架 Internal & External Square Shank Finish Boring Tool holder for WBST Tool Rest



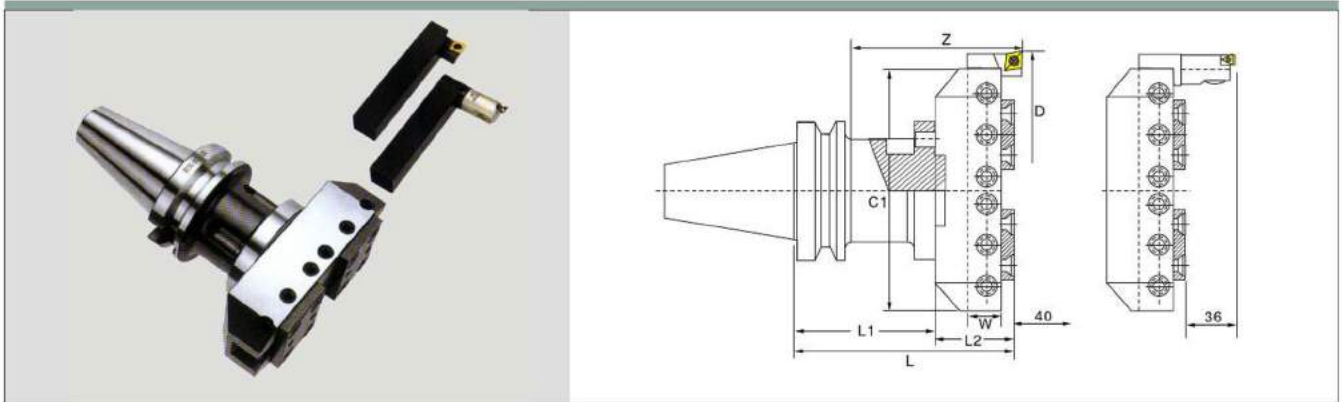
型號 Tape	□W(mm)	全長 Length(mm)	加工深A (mm)	搪頭 Applicable Boring Heads	刀片 Insert	螺絲 Clamp screw	重量 Weight
BSB25-LBK2-135	25	135	36	CBH25	TP08	M2.2	0.63

★此規格不含搪刀頭 ★Boring heads is not included



Φ150以上 WBST四方柄大徑搪刀+BST刀柄(MAS 403BT) Square Shank Large Hole Boring Head Fitted with WBST Tool Rest+BST shank(MAS 403BT)

(搪孔範圍 Φ150~Φ510mm)(Boring Range from Φ150~Φ510mm)



WBST四方柄搪孔刀架+BST刀柄+BSB25四方柄搪刀

WBST square shank shank boring tool holder + BST + BSB25 Quartet knife handle sugar

規格 Tape	搪孔範圍 ΦD	有效長 Z	組合內容 Tool Connection		接合型號 LBK NO	全長 L	刀杆長 L1	刀杆外徑 ΦD	淨重 KG
			BST刀杆 BST shank	WBST刀架 WBST Tool Rest					
BT40-40-WBST150-125	150-260	90	BT40-BST-70	WBST150	BST	125	70	95	5.7
BT40-40-WBST200-125	200-310			WBST200		6.8			
BT50-40-WBST150-155	150-260	110	BT50-BST-100	WBST150	155	100	7.6		
BT50-40-WBST150-205		160	BT50-BST-150		205	150	9.3		
BT50-40-WBST150-255		210	BT50-BST-200		255	200	12.1		
BT50-40-WBST150-305		260	BT50-BST-250		305	250	14		
BT50-40-WBST150-355		310	BT50-BST-300		355	300	16		
BT50-40-WBST150-405		360	BT50-BST-350		405	350	18.6		
BT50-40-WBST150-455		410	BT50-BST-400		455	400	21.8		
BT50-40-WBST200-155		200-310	110		BT50-BST-100	WBST200	155	100	8.7
BT50-40-WBST200-205	160		BT50-BST-150	205	150		10.4		
BT50-40-WBST200-255	210		BT50-BST-200	255	200		13.2		
BT50-40-WBST200-305	260		BT50-BST-250	305	250		15.1		
BT50-40-WBST200-355	310		BT50-BST-300	355	300		17.1		
BT50-40-WBST200-405	360		BT50-BST-350	405	350		19.7		
BT50-40-WBST200-455	410	BT50-BST-400	455	400	22.9				
BT50-40-WBST300-155	300-410	110	BT50-BST-100	WBST300	155	100	11.1		
BT50-40-WBST300-205		160	BT50-BST-150		205	150	12.8		
BT50-40-WBST300-255		210	BT50-BST-200		255	200	15.6		
BT50-40-WBST300-305		260	BT50-BST-250		305	250	17.5		
BT50-40-WBST300-355		310	BT50-BST-300		355	300	19.5		
BT50-40-WBST300-405		360	BT50-BST-350		405	350	22.1		
BT50-40-WBST300-455	410	BT50-BST-400	455	400	25.3				
BT50-40-WBST400-155	400-510	110	BT50-BST-100	WBST400	155	100	13.4		
BT50-40-WBST400-205		160	BT50-BST-150		205	150	15.1		
BT50-40-WBST400-255		210	BT50-BST-200		255	200	17.9		
BT50-40-WBST400-305		260	BT50-BST-250		305	250	19.8		
BT50-40-WBST400-355		310	BT50-BST-300		355	300	21.8		
BT50-40-WBST400-405		360	BT50-BST-350		405	350	24.4		
BT50-40-WBST400-455	410	BT50-BST-400	455	400	27.6				

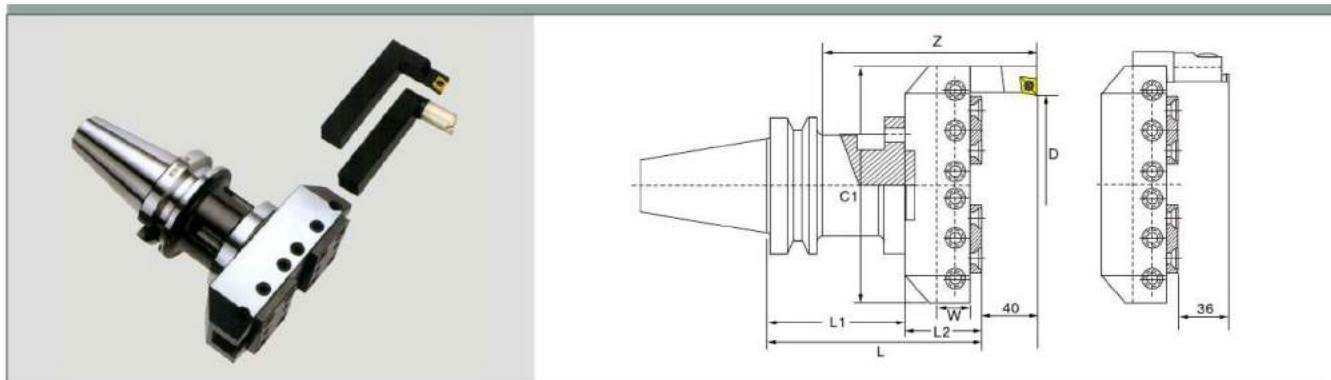
★此規格不含BSB25四方柄搪刀。

★Option of BSB25 Square Shank Boring Tool Holder.



Φ 150以上 WBST四方柄大徑搪刀+BST刀柄 (MAS 403BT)外圓加工用 Square Shank Large Hole Boring Head Fitted with WBST Tool Rest+BST shank(MAS 403BT) for External Bori

(搪孔範圍 Φ 80~Φ 450mm) (Boring Range from Φ 80~Φ 450mm)



WBST四方柄搪孔刀架+BST刀柄+BSB25四方柄外圓搪刀

WBST square shank boring tool holder + BST + BSB25 square shank tool holders Tool Cylindrical Boring

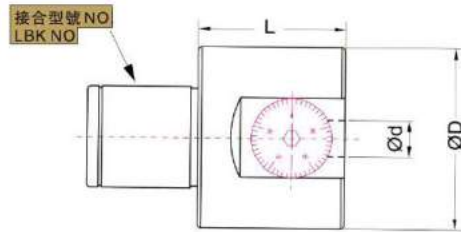
規格 Tape	搪孔範圍 Φ D	Z	加工 深 A	組合內容 Tool Connection		接合型號 LBK NO	全長 L	刀杆長 L1	刀杆外徑 Φ D	淨重 KG
				BST刀杆 BST shank	WBST刀架 WBST Tool Rest					
BT40-40-WBST150-125	80-200	90		BT40-BST-70	WBST150	BST	125	70	95	5.7
BT40-40-WBST200-125	130-250									6.8
BT50-40-WBST150-155	80-200	110		BT50-BST-100	WBST150	BST			95	7.6
BT50-40-WBST150-205		160								9.3
BT50-40-WBST150-255		210								12.1
BT50-40-WBST150-305		260								14
BT50-40-WBST150-355		310								16
BT50-40-WBST150-405		360								18.6
BT50-40-WBST150-455		410								21.8
BT50-40-WBST200-155		110								8.7
BT50-40-WBST200-205		160								10.4
BT50-40-WBST200-255		210								13.2
BT50-40-WBST200-305	130-250	260		BT50-BST-250	WBST200	BST			95	15.1
BT50-40-WBST200-355		310								17.1
BT50-40-WBST200-405		360								19.7
BT50-40-WBST200-455		410								22.9
BT50-40-WBST300-155		110								11.1
BT50-40-WBST300-205		160								12.8
BT50-40-WBST300-255	230-350	210		BT50-BST-200	WBST300	BST			95	15.6
BT50-40-WBST300-305		260								17.5
BT50-40-WBST300-355		310								19.5
BT50-40-WBST300-405		360								22.1
BT50-40-WBST300-455		410								25.3
BT50-40-WBST400-155		330-450								110
BT50-40-WBST400-205	160		15.1							
BT50-40-WBST400-255	210		17.9							
BT50-40-WBST400-305	260		19.8							
BT50-40-WBST400-355	310		21.8							
BT50-40-WBST400-405	360		24.4							
BT50-40-WBST400-455	410		27.6							
BT50-40-WBST400-455										

★此規格不含BSB25四方柄搪刀。

★Option of BSB25 Square Shank Boring Tool Holder.



CBI小徑微調精搪刀系列 《搪孔範圍Φ3-Φ40mm》 Small Diameter Finish Boring Head Type CBI 《Boring Range fromΦ3-Φ40mm》



特色

- 1、CBI小徑精搪刀有三種選擇，適用於 $\phi 8-\phi 40\text{mm}$ 小孔徑使用，如使用全鈷鋼小徑搪刀杆可加工 $\phi 3-\phi 10\text{mm}$ 小孔。
- 2、調整刻度為圓周50等分，每格調整尺寸為直徑 0.01mm ，另有副尺可作更精細之調整。
- 3、精密過程螺絲位於內部，不受切屑、磨耗、生銹等影響，具有內部潤滑，精準耐用。

Features

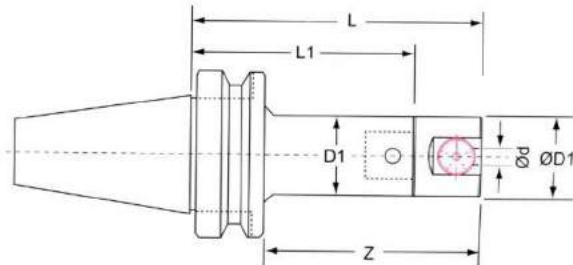
1. Available are three different styles enabling small diameter boring from $\phi 8\text{mm}$ to $\phi 40\text{mm}$. Boring range can be within $\phi 3\text{mm}$ to $\phi 10\text{mm}$ if small diameter solid carbide boring bar has been employed.
2. The dial has been graduated into 50 divisions, each of which is 0.01mm on diameter. Available is a sub-dial for finer adjustment.
3. High precision internal lead screw with inner lubrication is free from the effects of chip, featuring high durability.

規格 Specifications

搪頭型號 Boring Head Type	接合型號 LBK No.	內置刀杆 ϕ Dmm Internal Diameter	外徑 ϕ Dmm External Diameter	長度 Length	移動量 Feed	本體重量kg Weight
CBI 4	LBK 4	10	36	32	0-2.0	0.4
CBI 5	LBK 5	12	50	40	0-3.5	0.8
CBI 6	LBK 6	16	64	50	0-5.0	1.4

CBI小徑微調精搪刀系列+LBK刀柄 (MAS 403BT)

CBI Small Diameter Finish Boring Head +LBK Shank(MAS 403BT)



規格 Specifications

CBI小徑微調精搪刀組合系列 Fine Boring knife CBI trail mix series tuning

型號 Tape	移動量 F mm	延伸長 Z	組合內容 Tool Connection		接合型號 LBK No	全長 L	刀杆長 L1	刀杆外徑 D1	內置外徑 d mm	重量 KG
			BST刀杆 BST shank	CBI刀頭 CBI boring head						
BT30-CBI4-100	0-2.0	70	BT30-LBK4-070	CBI4	4	100	70	39	10	1.2
BT30-CBI5-100	0-3.5	70	BT30-LBK5-060	CBI5	5	100	60	50	12	1.6
BT30-CBI6-110	0-5.0	80	BT30-LBK6-060	CBI6	6	110	60	64	16	2.4
BT40-CBI4-115	0-2.0	75	BT40-LBK4-085	CBI4	4	115	85	39	10	1.7
BT40-CBI5-115	0-3.5	75	BT40-LBK5-075	CBI5	5	115	75	50	12	2.1
BT40-CBI6-115	0-5.0	75	BT40-LBK6-065	CBI6	6	115	65	64	16	2.7
BT50-CBI4-145	0-2.0	95	BT50-LBK4-115	CBI4	4	145	115	39	10	4.7
BT50-CBI5-145	0-3.5	95	BT50-LBK5-105	CBI5	5	145	105	50	12	5.3
BT50-CBI6-145	0-5.0	95	BT50-LBK6-095	CBI6	6	145	95	64	16	5.9



CBI小徑微調精搪刀+LBK刀柄 (MAS 403BT) +小徑搪刀杆BJ系列

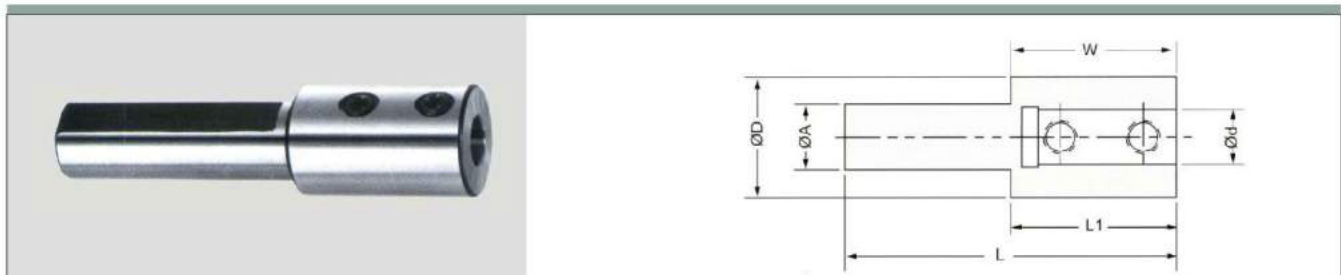
CBI Small Diameter Finish Boring Head +LBK Shank(MAS 403BT) +Tool Extension Type BJ

規格 Specifications

型號 Tape	移動量 F mm	延伸長 Z	組合內容 Tool Connection			接合型號 LBK No	全長 L	刀杆長 L1	外徑 D1	重量 KG
			LBK刀杆 LBK shank	CBI刀頭	小徑搪刀杆					
BT30-CBI4-BJ10-5PCS	0-2.0	70	BT30-LBK4-070	CBI4	BJ10-5PCS	4	100	70	39	1.9
BT30-CBI5-BJ12-5PCS	0-3.5	70	BT30-LBK5-060	CBI5	BJ12-5PCS	5	100	60	50	2.3
BT30-CBI6-BJ16-8PCS	0-5.0	80	BT30-LBK6-060	CBI6	BJ16-8PCS	6	110	60	64	4.6
BT40-CBI4-BJ10-5PCS	0-2.0	75	BT40-LBK4-085	CBI4	BJ10-5PCS	4	115	85	39	2.4
BT40-CBI5-BJ12-5PCS	0-3.5	75	BT40-LBK5-075	CBI5	BJ12-5PCS	5	115	75	50	2.8
BT40-CBI6-BJ16-8PCS	0-5.0	75	BT40-LBK6-065	CBI6	BJ16-8PCS	6	115	65	64	4.9
BT50-CBI4-BJ10-5PCS	0-2.0	95	BT50-LBK4-115	CBI4	BJ10-5PCS	4	145	115	39	5.4
BT50-CBI5-BJ12-5PCS	0-3.5	95	BT50-LBK5-105	CBI5	BJ12-5PCS	5	145	105	50	6.0
BT50-CBI6-BJ16-8PCS	0-5.0	95	BT50-LBK6-095	CBI6	BJ16-8PCS	6	145	95	64	8.1

CBI系列專用小徑搪刀延長杆 AC型

Extension Adapter for Small Diameter Boring Bar Dedicated to CBI Series Type AC

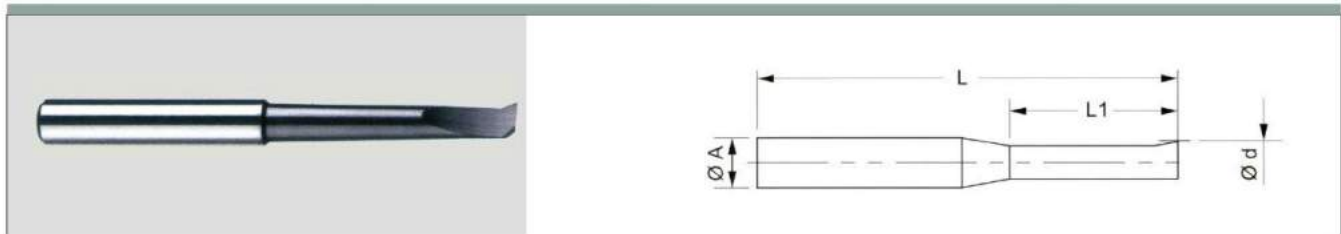


規格 Specifications

型號 Type	柄徑 ØA(mm)	外徑 ØDmm External Diameter	內徑 ØDmm Internal Diameter	延伸長度 L1(mm)	孔深 W(mm)	全長 L(mm)
AC1006-30	10	18	06	30	25	55
AC1206-35	12	22	06	35	25	65
AC1210-35	12	22	10	35	30	65
AC1606-35	16	16	06	35	25	85
AC1610-35	16	22	10	35	30	85

CBI系列專用超小徑碳化鎢搪刀 SBJ型

Super Fine Diameter Truungsten Carbide Boring Bar Dedicated to CBI Series Type SBJ



規格 Specifications

型號 Type	最小加工直徑 Ø D min	搪孔範圍 Boring Range 最大加工直徑 Ø D max			柄徑 ØA(mm)	有效長 L1(mm)	總長 L(mm)
		CBI4	CBI5	CBI6			
SBJ0603-15	3	3	10	13	6	15	50
SBJ0604-20	4	4	11	14	6	20	50
SBJ0605-25	5	5	12	15	6	25	60
SBJ0606-30	6	6	13	16	6	30	60
SBJ1008-35	8	8	15	18	10	35	75
SBJ1010-40	10	10	17	20	10	40	75



CBI4專用小徑搪刀杆 BJ型《搪孔範圍Φ8-Φ24mm》

Fine Boring Bor Type BJ(for CBI 4) 《Boring RangeΦ8-Φ24mm》



型號 Type	Fig	ΦD (mm)	Φd (mm)	L (mm)	L2 (mm)	H (mm)	刀片規格 Insert	螺絲 Clamp Screw	扳手 Wrench
BJ1008-32	1	10	8	64	32	9	TB..0601..	M2	T6
BJ1010-40			10	72	40				
BJ1012-45	2		12	77	27		TP..0902..	M2.5	T8
BJ1016-45			16	77	27				
BJ1020-45			20	77	27				
★ BJ10-5PCS			BJ1008-32 BJ1010-40 BJ1012-45 BJ1016-45 BJ1020-45						

CBI5專用小徑搪刀杆 BJ型《搪孔範圍Φ8-Φ27mm》

Fine Boring Bor Type BJ(for CBI 5) 《Boring RangeΦ8-Φ27mm》

型號 Type	Fig	ΦD (mm)	Φd (mm)	L (mm)	L2 (mm)	H (mm)	刀片規格 Insert	螺絲 Clamp Screw	扳手 Wrench
BJ1208-32	1	12	8	64	32	9	TB..0601..	M2	T6
BJ1210-40			10	72	40				
BJ1212-45	2		12	77	45		TP..0902..	M2.5	T8
BJ1216-45			16	77	22				
BJ1220-45			20	77	25				
★ BJ12-45PCS			BJ1208-32 BJ1210-40 BJ1212-45 BJ1216-45 BJ1220-45						

CBI6專用小徑搪刀杆 BJ型 《搪孔範圍Φ8-Φ50mm》

Fine Boring Bor Type BJ(for CBI 6) 《Boring RangeΦ8-Φ50mm》

型號 Type	Fig	ΦD (mm)	Φd (mm)	L (mm)	L2 (mm)	H (mm)	刀片規格 Insert	螺絲 Clamp Screw	扳手 Wrench
BJ1608-32	1	16	8	74	32	15	TB..0601..	M2	T6
BJ1610-40			10	75	40				
BJ1612-53			12	85	53		TP..0902..	M2.5	T8
BJ1616-68			16	100	68				
BJ1620-83	2		20	115	83		TP..0902..	M3	T9
BJ1625-90			25	122	90				
BJ1630-90			30	122	90				
BJ1640-90			40	122	90				
★ BJ16-8PCS	BJ1608-32 BJ1610-40 BJ1612-53 BJ1616-68 BJ1620-83 BJ1625-90 BJ1630-90 BJ1640-90								

★ 表示盒裝包裝
★ In Box Package

★ 切削加工時，小徑搪刀杆以3倍直徑伸出量為佳。
★ Note: outstretch of small diameter boring is better within 3 times of its diameter when in use.



碳化鎢組合式小徑搪刀杆專用套筒 EC型


Collet for Tung Carbide small Diameter Modular Boring Bor Series Type EC



型號 Type	外徑D (mm)	內徑D1 (mm)	適用鎢鋼刀柄 Applicable Carbide Tool Holder
EC1608	16	8	ST08. HC08
EC1610	16	10	ST10. HC10
EC1612	16	12	ST12. HC12
EC1614	16	14	STL4

碳化鎢組合式小徑搪刀杆 ST型

Tungsten Carbide small Diameter Modular Boring Bor Type ST



型號 Type	全長 L (mm)	柄徑 D (mm)	結合牙 M (mm)	適用搪孔頭 Applicable Carbide Tool Holder	適用套筒 Applicable Bushing
ST08-W5-100L	100	8	M5	BE09A. BE10.5A	EC1608
ST10-W6-110L	110	10	M6	BE12A	EC1610
ST12-W6-120L	120	12		BE14A. BE16A	EC1612
ST14-W6-160L	160	14		BE16A	EC1614
ST16-W10-160L	160	16	M10	BE18A BE20A BE22A BE24A BE26A BE28A BE30A BE32A BE34A BE36A BE38A BE40A	---

高速鎢組合式小徑搪刀杆 HC型

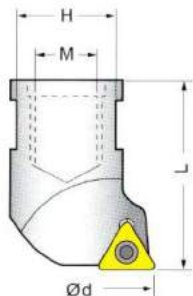
Modular H.S.S Fine Boring Bor Type HC

型號 Type	全長 L (mm)	柄徑 D (mm)	結合牙 M (mm)	適用搪孔頭 Applicable Carbide Tool Holder	適用套筒 Applicable Bushing
HC08-M5-075	75	8	M5	BE09A. BE10.5A	EC1608
HC10-M6-095	95	10	M6	BE12A	EC1610
HC12-M6-115	115	12	M6	BE14A. BE16A	EC1612
HC12-M10-130	130	12	M10	BE18A BE20A BE22A BE24A BE26A BE28A BE30A BE32A BE34A BE36A BE38A BE40A	---
HC16-M10-130		16			

組合式搪孔頭 BE型《搪孔範圍Φ9-Φ50mm》

Modular Insert Holder Type BE 《Boring Range Φ9-Φ50mm》

型號 Type	d (mm)	H (mm)	L (mm)	M (mm)	刀片規格 Insert	螺絲 Clamp Screw	扳手 Wrench
BE09A	9	7	18	M5	TP..0802..	M2.2	T7
BE10.5A	10.5						
BE12A	12	10	23	M6			
BE14A	14						
BE16A	16						
BE18A	18						
BE20A	20	14	27	M10			
BE22A	22						
BE24A	24						
BE26A	26						
BE28A	28						
BE30A	30						
BE32A	32						
BE34A	34						
BE36A	36						
BE38A	38						
BE40A	40						



C 孔加工刀具
Hole cutter



CBR20, CBR30 組合式外圓搪孔組建 (搪孔範圍 $\Phi 5 \sim \Phi 52\text{mm}$)

CBR20, CBR30 Modular Assemblies for External Boring (Boring Range from $\Phi 5 \sim \Phi 52\text{mm}$)



型號 Tape	搪孔頭BE型 BE Boring Head	外圓搪孔範圍 ΦD ΦA (mm)	偏心距離 E (mm)	有效深 Z (mm)	柄徑 ΦD (mm)	刀片規格 Insert
C16-CBR20 C20-CBR20	BE36A	5~14	20	27	16/20	TP08/M2.2
	BE34A	7~16				
	BE32A	9~18				
	BE30A	11~20				
	BE28A	13~22				
	BE26A	15~24				
	BE24A	17~26				
	BE22A	19~28				
C16-CBR30 C20-CBR30	BE20A	21~30	30	27	16/20	TP08/M2.2
	BE18A	23~32				
	BE36A	25~34				
	BE34A	27~36				
	BE32A	29~38				
	BE30A	31~40				
	BE28A	33~42				
	BE26A	35~44				
	BE24A	37~46				
	BE22A	39~48				
	BE20A	41~50				
	BE18A	43~52				

C
孔加工刀具
Hole cutter

CBR20, CBR30 專用加長連接杆

Extension Adapters for CBR20, CBR30

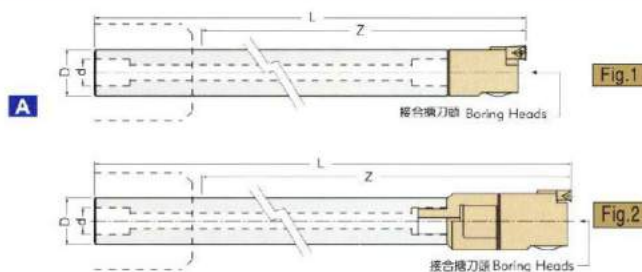


規格 Tape	適用搪孔頭 Boring Head	杆長L(mm) Arm length L	有效深Z(mm) Effective depth	結合牙M With teeth
CBRM10-34	BE18A~BE36A	34	61	M10
CBRM10-64		64	91	



超硬整體碳化鎢制搪刀杆《搪孔範圍Φ20-Φ75mm》

Super Hard Solid Tungsten Carbide Boring Bar 《Boring Range from Φ20-Φ75mm》

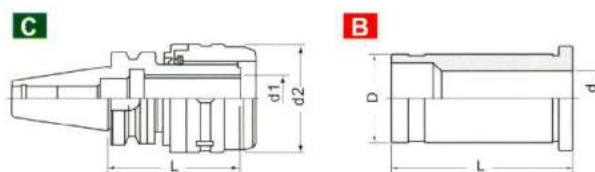


特色

- 1、超硬碳化鎢制搪刀杆，使用高韌性配方製造，堅韌耐用，實現高硬度、高剛性、高抗震性，可施行超深孔搪孔加工(10D)。
- 2、各種規格均有內部水孔，深孔加工時排屑及冷卻效果良好。
- 3、直柄結構，加工深度可依加工須求自行調整。
- 4、本體兩端均設有結合孔，如遇一端損壞時，另一端即能配合使用，增加刀杆本身價值，更符合經濟效益。

Features

- 1、Super hard tungsten carbide boring bar made from high toughness compound is tough and durable, highly materializing features of superhardness, high rigidity and extra vibration resistance, most suitable for extra depth boring(10D).
- 2、Standard internal coolant hole is built in every size of the bar, best for cooling and chip evacuation in deep hole boring.
- 3、Featuring straight shank structure, the bar can be adjusted to different working lengths.
- 4、On both ends of main body integrated are soldering holes. One hole will be superseded by the other upon breaking. This will reduce your cost and greatly increase the value of boring bar.



碳化鎢直柄搪刀杆

Super Hard Solid Tungsten Carbide Boring Bar

規格 Specifications

型號 Tape	樣式 Fig	內孔徑ΦDmm Internal Dia.	外徑ΦDmm External Dia.	全長 L(mm)	有效長 Z(mm)	接合搪刀頭 Applicable Boring Heads	搪孔範圍(mm) Boring Range	重量 KG
SC19-LBK1-150L	1	11	19	225	150	ABH20	20-26	0.8
SC19-LBK1-200L				275	200			1
SC24-LBK2-180L		14	24	260	180	ABH25	25-33	1.45
SC24-LBK2-240L				320	240			1.8
SC32-LBK3-240L	2	18	32	320	240	ABH32	33-42	2.8
SC32-LBK3-310L				390	310			3.5
SC32-LBK3/4-280L		18/22	32/39	365	280	ABH40	40-55	3.1
SC32-LBK3/4-350L				435	350			3.8
SC40-LBK4-310L	1	22	40	390	310	ABH40	41-55	5
SC40-LBK4-400L				480	400			6.5
SC40-LBK4/5-360L	2	22/28	40/50	445	360	ABH52	52-75	5.6
SC40-LBK4/5-450L				535	450			7.1

★ 此規格不含搪刀頭

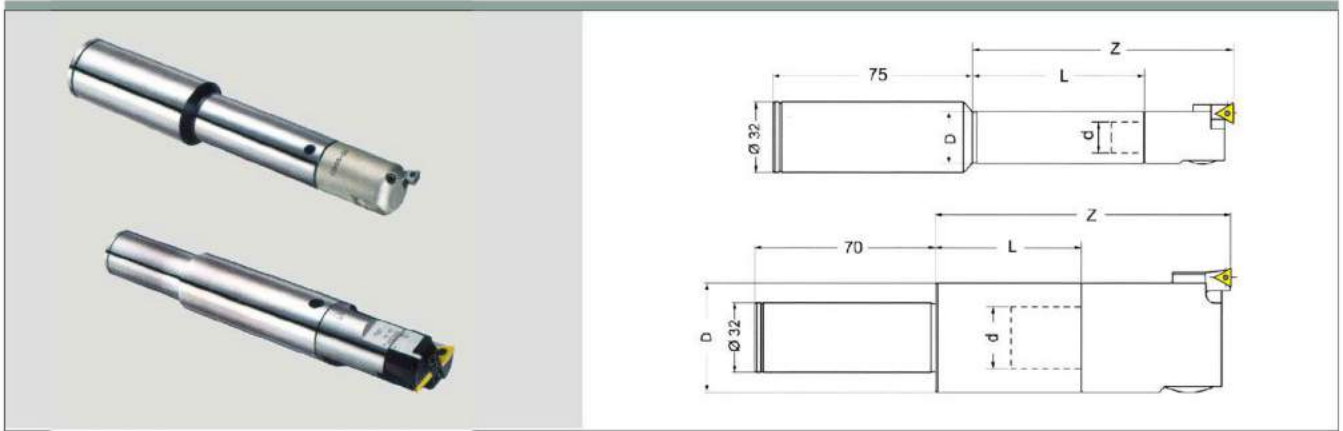
★ Boring head is not includea.

★ LBK3/4與LBK4/5為小變打異徑延長杆

★ LBK3/4 and LBK4/5 are extensions with magnifying diameter.



C32直柄搪刀杆 C32 Straight Shank Boring Bar



規格 Specifications

型號 Type	內孔徑 Φ Dmm Internal Dia.	外徑 Φ Dmm External Dia.	全長 L(mm)	有效長 Z(mm)	接合搪刀頭 Applicable Boring Heads	重量 KG
C32-LBK1-075L	11	19	75	110	ABH20	0.5
C32-LBK2-070L	14	24	70	110	LPK25 LPK25A ABH25	0.55
C32-LBK2-120L	14	24	120	160		0.8
C32-LBK3-070L	18	31	70	110	LPK32 LPK32A ABH32	0.65
C32-LBK3-120L	18	31	120	160		0.95
C32-LBK4-060L	22	39	60	110	LPK40 LPK40A ABH40 CBI 4	0.8
C32-LBK4-110L	22	39	110	160		1.2
C32-LBK5-060L	28	50	60	120	LPK52 LPK52A ABH52 CBI 5	1
C32-LBK5-120L	28	50	120	180		1.95
C32-LBK6-060L	36	64	60	130	LPK68 LPK90 LPK68A LPK90A ABH68, 100, 150; CBI 6	1.55
C32-LBK6-120L	36	64	120	190		2.9

★ 此規格不含搪刀頭

★ Boring head is not includea.



等徑搪刀延長杆

Extention(Constant Diameter)



規格 Specifications

型號 Tape	d mm	D mm	L mm	接合搪刀頭 Applicable Boring Heads	重量 KG
LBK1-1-30L	11	19	30	ABH20	0.07
LBK2-2-30L	14	24	30	LPK25 ABH25	0.1
LBK3-3-30L	18	31	30	LPKH32 ABH32	0.15
LBK4-4-45L	22	39	45	LPK40 ABH40 CBI 4	0.4
LBK5-5-60L	28	50	60	LPK52 ABH52 CBI 5	0.8
LBK6-6-60L	36	64	60	LPK68/LPK90 ABH68,100,150 CBI 5	1.4

異徑搪刀延長杆

Extention(Reducing)



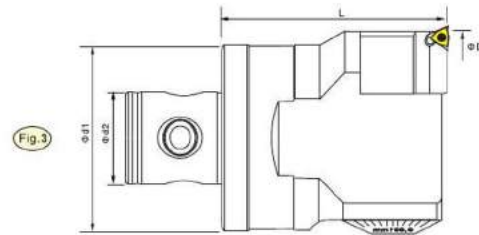
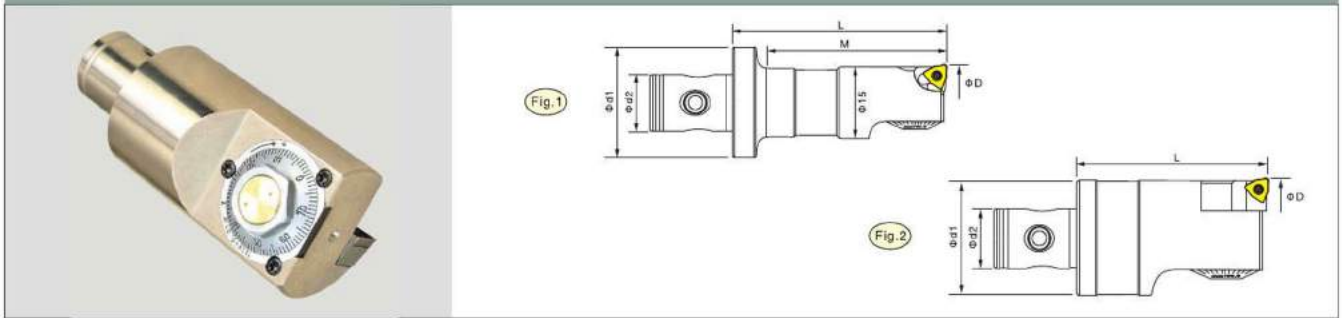
規格 Specifications

型號 Tape	d1 mm	d2 mm	D1 mm	D2 mm	L mm	E mm	接合搪刀頭 Applicable Boring Heads	重量 KG
LBK2-1-36L	14	24			36	30	ABH20	0.1
LBK3-1-41L	18	31	14	24	41	30	ABH20	0.15
LBK3-2-37L			11	19	37	25	LPK25; ABH25	0.15
LBK4-1-58L			14	24	58	40	ABH20	0.3
LBK4-2-50L	22	39	18	31	50	36	LPK25; ABH25	0.3
LBK4-3-50L			11	19	50	37	LPK32; ABH32	0.35
LBK5-1-60L					60	40	ABH20	0.45
LBK5-2-54L			14	24	54	35	LPK25; ABH25	0.45
LBK5-2-74L					74	55	LPK25; ABH25	0.5
LBK5-3-47L	28	50	18	31	47	29	LPK32; ABH32	0.5
LBK5-3-72L					72	54	LPK32; ABH32	0.6
LBK5-4-42L			22	39	42	25	LPK40; ABH40	0.5
LBK5-4-67L					67	50	LPK40; ABH40	0.7
LBK6-1-70L			11	19	70	40	ABH20	0.9
LBK6-2-63L			14	24	63	45	LPK25; ABH25	0.7
LBK6-2-93L					93	75	LPK25; ABH25	0.8
LBK6-3-56L			18	31	56	39	LPK32; ABH32	0.75
LBK6-3-96L	36	64			96	79	LPK32; ABH32	0.95
LBK6-4-51L			22	39	51	35	LPK40; ABH40	0.85
LBK6-4-101L					101	85	LPK40; ABH40	1.3
LBK6-5-41L			28	52	41	25	LPK52; ABH52	0.85
LBK6-5-91L					91	75	LPK52; ABH52	1.45



EMA 微調精鏜頭 EMA Fine tuning boring head

鏜孔範圍 $\Phi 15.9 \sim \Phi 180.5$
Boring range $\Phi 15.9 \sim \Phi 180.5$



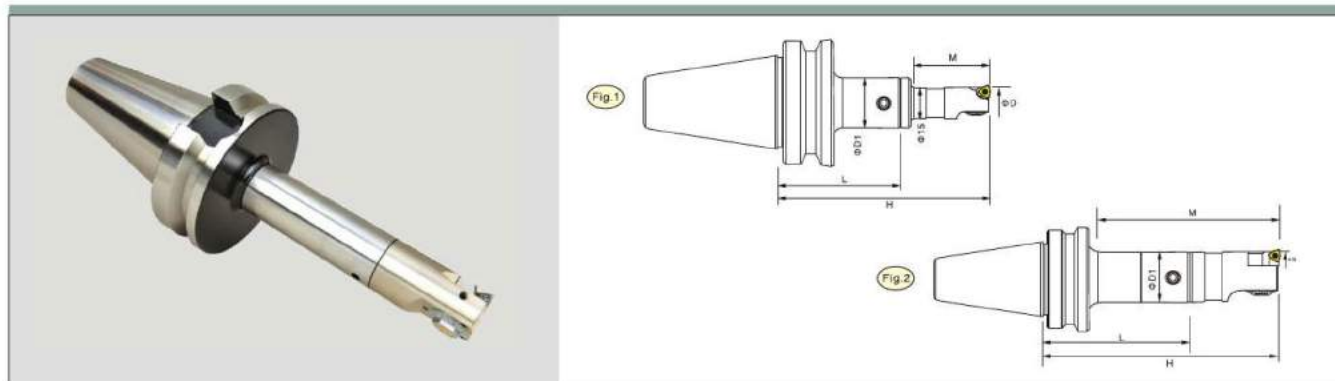
型號 Cat. No	鏜孔範圍 ΦD Boring Range	尺寸 Size				適用刀片 Applicable inserts	Fig.	重量 Weight (KG)	
		LBK NO	d1	d2	L				M
EMA16-55-LBK1	15.9 ~ 20.2	LBK1	19	11	55	48	TBGT0601□□L	1	0.08
EMA20-40-LBK1	19.8 ~ 25.2	LBK1	19	11	40	--		2	0.09
EMA25-40-LBK2	24.8 ~ 32.2	LBK2	24	14	40	--	TPGT0802□□L	2	0.13
EMA32-55-LBK3	31.8 ~ 42.2	LBK3	31	18	55	--			0.31
EMA42-70-LBK4	41.8 ~ 55.2	LBK4	39	22	70	--	TPGT1103□□L	3	0.63
EMA55-70-LBK5	54.8 ~ 70.2	LBK5	49	28	70	--			1.06
EMA70-70-LBK6	69.8 ~ 85.2	LBK6	62	36	70	--	2.10		
EMA85-100-LBK6	84.8 ~ 100.2	LBK6	62	36	100	--	2.9		
EMA100-100-LBK7	99.5 ~ 140.5	LBK7	83	42	100	--	4.3		
EMA140-100-LBK7	139.5 ~ 180.5	LBK7	83	42	100	--	5.1		

- EMA精鏜刀頭適用於精切削鏜孔，工作範圍16~180均可搭配選用。
16~32: 調整刻度為圓周50等分，每格調整尺寸為半徑0.01mm。
32~180: 調整刻度為圓周100等分，每格調整尺寸為半徑0.005mm。
精密導程螺絲位於內部，不受切屑、磨耗、生鏽等影響，具有內部潤滑，精準耐用。
內藏式水孔，刀尖直接冷卻，刀片壽命長。
調整伸縮部為方型結構，雙支撐面固定，所以切削穩固且剛性大。

- EMA boring cutter head for precision cutting boring mills, the working range of 16 to 180 are available with a choice.
16 - 32: Adjusting the scale for the circumference of 50 equal portions, each grid resize diameter 0.01mm.
32 - 180: Adjusting the scale for the circumference of 100 equal portions, each grid resize diameter 0.005mm.
Precise lead screw in the interior, from chip, wear, rust and other effects of an internal lubrication, precise and durable.
Built-in water hole, tip the direct cooling, blade long life.
Adjust the telescopic structure of the Department for square, pairs of support surface is fixed, so cutting a solid and rigid.



BT-EMA 精镗刀 BT-EMA fine boring arbor

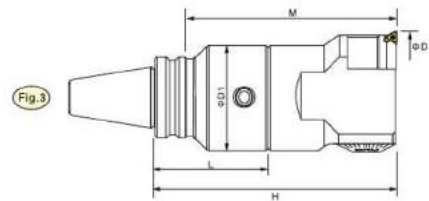
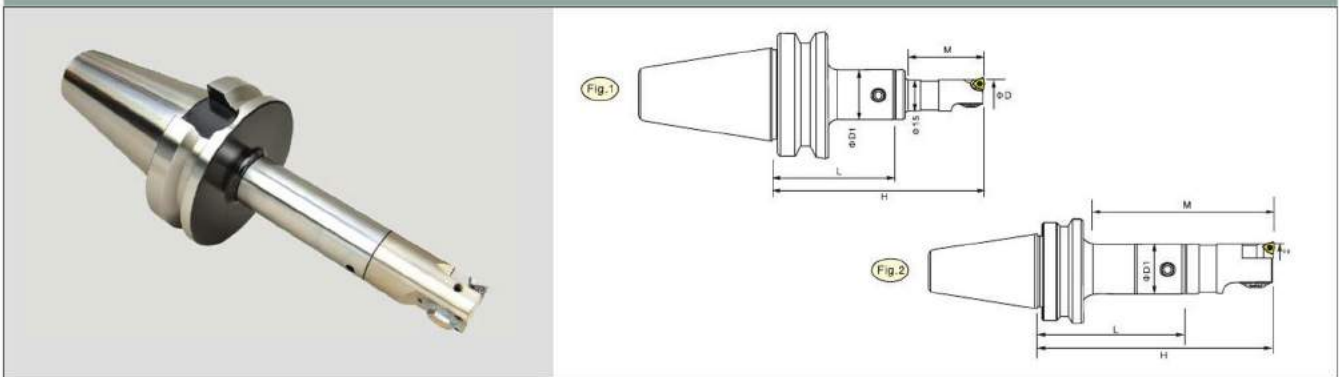


型號 Cat. No	镗孔範圍 Boring Range ΦD	有效深度 Boring depth M	組合內容 Modular content		Fig.	接口型號 CK NO.	尺寸 Size			重量 Weight (KG)	
			主軸柄 Holder	精镗頭 Boring heads			L	H	D1		
BT30	EMA16-125	15.9 - 20.2	48	BT30-LBK1-70	EMA16-55-LBK1	1	LBK1	70	125	19	0.55
	EMA20-110	19.8 - 25.2	85	BT30-LBK1-70	EMA20-40-LBK1	2	LBK1	70	110	19	0.56
	EMA25-120	24.8 - 32.2	95	BT30-LBK2-80	EMA25-40-LBK2		LBK2	80	120	24	0.61
	EMA32-135	31.8 - 42.2	110	BT30-LBK3-80	EMA32-55-LBK3		LBK3	80	135	31	0.74
	EMA42-140	41.8 - 55.2	105	BT30-LBK4-70	EMA42-70-LBK4		LBK4	70	140	39	1.19
	EMA55-130	54.8 - 70.2	108	BT30-LBK5-60	EMA55-70-LBK5		LBK5	60	130	49	1.73
BT40	EMA16-130	15.9 - 20.2	90	BT40-LBK1-75	EMA16-55-LBK1	1	LBK1	75	130	19	1.14
	EMA16-160		110	BT40-LBK1-105				105	160		1.17
	EMA20-115	19.8 - 25.2	85	BT40-LBK1-75	EMA20-40-LBK1	2	LBK1	75	115	19	1.16
	EMA20-155		125	BT40-LBK1-115				115	155		1.24
	EMA25-125	24.8 - 32.2	95	BT40-LBK2-85	EMA25-40-LBK2	2	LBK2	85	125	24	1.2
	EMA25-155		130	BT40-LBK2-115				115	155		1.28
	EMA32-150	31.8 - 42.2	120	BT40-LBK3-95	EMA32-55-LBK3	2	LBK3	95	150	31	1.55
	EMA32-210		170	BT40-LBK3-155				155	210		1.72
	EMA42-155	41.8 - 55.2	120	BT40-LBK4-85	EMA42-70-LBK4	2	LBK4	85	155	39	1.78
	EMA42-205		175	BT40-LBK4-135				135	205		2.66
	EMA55-195	54.8 - 70.2	140	BT40-LBK5-125	EMA55-70-LBK5	2	LBK5	125	195	49	2.84
	EMA55-245		185	BT40-LBK5-175				175	245		4.36
	EMA70-135	69.8 - 85.2	105	BT40-LBK6-65	EMA70-70-LBK6	3	LBK6	65	135	62	2.47
	EMA70-185		155	BT40-LBK6-115				115	185		3.22
	EMA70-235		205	BT40-LBK6-165				165	235		3.97
	EMA85-185		84.8 - 100.2	185				BT40-LBK6-115	EMA85-100-LBK6		115
	EMA85-235	235		BT40-LBK6-165	165	235	5.01				
	EMA100-190	99.5 - 140.5	163	BT40-LBK7-90	EMA100-100-LBK7	3	LBK7	90	190	83	6.96
EMA140-190	139.5 - 180.5	163	BT40-LBK7-90	EMA140-100-LBK7	90			190	7.76		



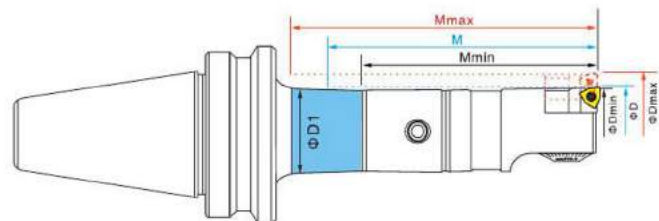
BT-EMA 精镗刀

BT-EMA Fine boring arbor



C
孔加工刀具
Hole cutter

型號 Cat. No	鏜孔範圍 Boring Range ΦD	有效深度 Boring depth M	組合內容 Modular content		Fig.	接口型號 LBK NO.	尺寸 Size			重量 Weight (KG)	
			主軸柄 Holder	精鏜頭 Boring heads			H	L	D1		
BT50	EMA16-170	15.9 ~ 20.2	48	BT50-LBK1-115	EMA16-55-CK1	1	LBK1	170	115	19	3.84
	EMA20-155	19.8 ~ 25.2	80	BT50-LBK1-115	EMA20-40-CK1	2	LBK1	155	115	19	3.85
	EMA20-185		110	BT50-LBK1-145				185	145		3.97
	EMA25-150	24.8 ~ 32.2	120	BT50-LBK2-110	EMA25-40-CK2	2	LBK2	150	110	24	3.94
	EMA25-180		150	BT50-LBK2-140				180	140		4.18
	EMA32-190	31.9 ~ 42.2	145	BT50-LBK3-135	EMA32-55-CK3	2	LBK3	190	135	31	4.17
	EMA32-230		185	BT50-LBK3-175				230	175		4.45
	EMA42-195	41.8 ~ 55.2	155	BT50-LBK4-125	EMA42-70-CK4	2	LBK4	195	125	39	4.68
	EMA42-255		215	BT50-LBK4-185				255	185		5.20
	EMA55-210	54.8 ~ 70.2	170	BT50-LBK5-140	EMA55-70-CK5	2	LBK5	210	140	49	5.22
	EMA55-280		240	BT50-LBK5-210				280	210		6.66
	EMA70-165	69.8 ~ 85.2	125	BT50-LBK6-95	EMA70-70-CK6	2	LBK6	165	95	62	6.55
	EMA70-240		180	BT50-LBK6-170				240	170		7.79
	EMA70-300		260	BT50-LBK6-230				300	230		8.21
	EMA85-195	84.8 ~ 100.2	155	BT50-LBK6-95	EMA85-100-CK6	2	LBK6	195	95	62	7.35
	EMA85-270		210	BT50-LBK6-170				270	170		8.59
	EMA85-330		290	BT50-LBK6-230				330	230		9.01
	EMA100-205	99.5 ~ 140.5	165	BT50-LBK7-105	EMA100-100-CK7	2	LBK7	205	105	83	9.64
	EMA100-285		245	BT50-LBK7-185				285	185		13.2
	EMA100-300		310	BT50-LBK7-250				350	250		14.5
EMA140-205	139.5 ~ 180.5	165	BT50-LBK7-105	EMA140-100-CK7	2	LBK7	205	105	83	10.4	
EMA140-285		245	BT50-LBK7-185				285	185		13.9	
EMA140-350		310	BT50-LBK7-250				350	250		15.2	





NBH2084 微調精鏜孔系統

NBH2084 Fine-tune the Precision Boring System



型號 Cat. No	鏜孔範圍 Boring Range	調整精度 Tuning precision	調整行程 Stroke	重量 Weight (KG)
NBH2084	Φ8 - Φ280	Φ0.01mm/格	28.0mm	3.0

型號 Cat. No	鏜孔範圍 Boring Range	D	L1	L	適用刀片 Applicable inserts	螺釘 Clamp screw	扳手 spanner	重量 Weight (KG)
SBJ-2008-32	8 - 11	20	32	80	TBGT0601..L	M2.0X5	T6	0.095
SBJ-2010-40	10 - 13		40	87				0.095
SBJ-2012-53	12 - 17		53	98	TPGH0902..L	M2.5X6	T8	0.12
SBJ-2016-68	16 - 21		68	110				0.16
SBJ-2020-83	20 - 130		83	123	TPGH1103..L	M3.0X7	T8	0.22
SBJ-2025-96	25 - 135		96	137				0.34
SBJ-2030-115	30 - 140		115	152				0.54
SBJ-2020-L	120 - 280		84+BTL1	100				0.23

C
孔加工刀具
Hole cutter

NBH2084 微調精鏜孔系統 (套裝)

NBH2084 fine-tune the Precision Boring System (Set)




型號 Cat. No	鏜孔範圍 Boring Range	主軸柄規格 Spindle handle models	鏜頭型號 Head NO	鏜刀杆 Bar keep out	重量 Weight (KG)
BT40-NBH2084-8P	08 - 280	BT40-NBH-50	NBH2084	SBJ-20..	9.5
BT50-NBH2084-8P	08 - 280	BT50-NBH-55		SBJ-20..	12.0
NT40-NBH2084-8P	08 - 280	NT40-NBH-50		SBJ-20..	9.3
NT50-NBH2084-8P	08 - 280	NT50-NBH-55		SBJ-20..	10.8
SK40-NBH2084-8P	08 - 280	SK40-NBH-50		SBJ-20..	9.5
SK50-NBH2084-8P	08 - 280	SK50-NBH-55		SBJ-20..	12.0
R8-NBH2084-8P	08 - 280	R8-NBH-50		SBJ-20..	10.0



NBJ16 微調精鏜孔系統

NBJ16 Fine-tune the Precision Boring System




型號 Cat. No	鏜孔範圍 Boring Range	調整精度 Tuning precision	調整行程 Stroke	重量 Weight (KG)
SBJ 16	Φ6 - Φ51	Φ0.01mm/格	6.0mm	1.2



型號 Cat. No	鏜孔範圍 Boring Range	D	DM	L	適用刀片 Applicable inserts	螺釘 Clamp screw	扳手 spanner	重量 Weight (KG)
SBJ-1606-24	6 - 9	16	24	73	WBG0601..L	M2X4	T6	0.014
SBJ-1608-32	8 - 11		32	80	TBG0601..L	M2X5		0.077
SBJ-1610-40	10 - 13		40	87	TPGH0902..L	M2.5X6	T8	0.082
SBJ-1612-53	12 - 15		53	98				0.095
SBJ-1614-60	14 - 17		60	103	TPGH1103..L	M3.0X7	T8	0.101
SBJ-1616-68	16 - 21		68	110				0.143
SBJ-1620-83	20 - 26		83	125				0.203
SBJ-1625-90	25 - 31		90	128				0.275
SBJ-1630-90	30 - 36		90	128				0.275
SBJ-1635-90	35 - 41		90	128				0.280
SBJ-1640-90	40 - 46		90	128				0.286
SBJ-1645-90	45 - 51		90	128				0.211

NBJ16 微調精鏜孔系統 (套裝)

NBJ16 fine-tune the Precision Boring System (Set)



型號 Cat. No	鏜孔範圍 Boring Range	主軸柄規格 Spindle handle models	鏜頭型號 Head NO	鏜刀杆 Bar keep out	重量 Weight (KG)
BT40-NBJ16-12P	6 ~ 51	BT40-CK6-55	NBJ16	SBJ-16..	9.1
BT50-NBJ16-12P	6 ~ 51	BT50-CK6-65		SBJ-16..	11.7
NT40-NBJ16-12P	6 ~ 51	NT40-CK6-55		SBJ-16..	8.5
NT50-NBJ16-12P	6 ~ 51	NT50-CK6-65		SBJ-16..	10.3
SK40-NBJ16-12P	6 ~ 51	SK40-CK6-55		SBJ-16..	8.9
SK50-NBJ16-12P	6 ~ 51	SK50-CK6-65		SBJ-16..	10.5



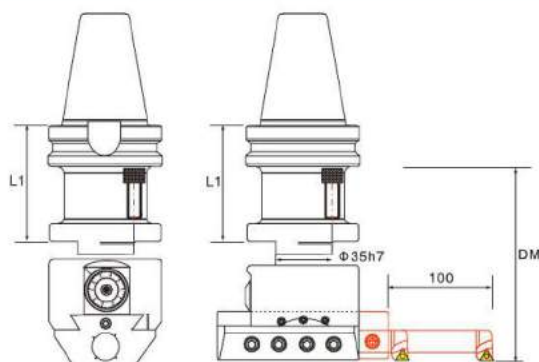
2084A-RBH 微調精搪孔系統

2084A-RBH Boring System

搪孔刀柄 Taper Shank

精搪孔刀本體 Body

精搪孔刀杆 Cutting Bar



2084A-RBH 微調精搪孔系統-搪孔刀柄

2084A-RBH fine-tune the precise boring system – boring tool holder


規格 Tape	L1	搪孔深度 DM	淨重 KG
BT50-2084A-100	100	150	5.1
BT50-2084A-150	150	200	6.1
BT50-2084A-200	200	250	7.1
BT50-2084A-250	250	300	8.1

RBH 微調精搪孔系統-精搪孔刀本體

RBH precision boring system tuning – fine boring tool body

規格 Tape	範圍 D $\phi D_{min}-\phi D_{max}$	滑座外徑 Body Diameter	刀徑 Cutting Bar	扳手 Wrench	搪孔刀柄 Taper Shank	淨重 KG
RBH2084	140-300	$\phi 84$	$\square 20$	$\circ 4 \circ 6$	2084A	2.88
RBH20110	140-340	$\phi 110$	$\square 20$	$\circ 4 \circ 6$	2084A	3.88

精搪孔刀杆



RBH 微調精搪孔系統-精搪孔刀杆

RBH precision boring system tuning – fine boring Arbor

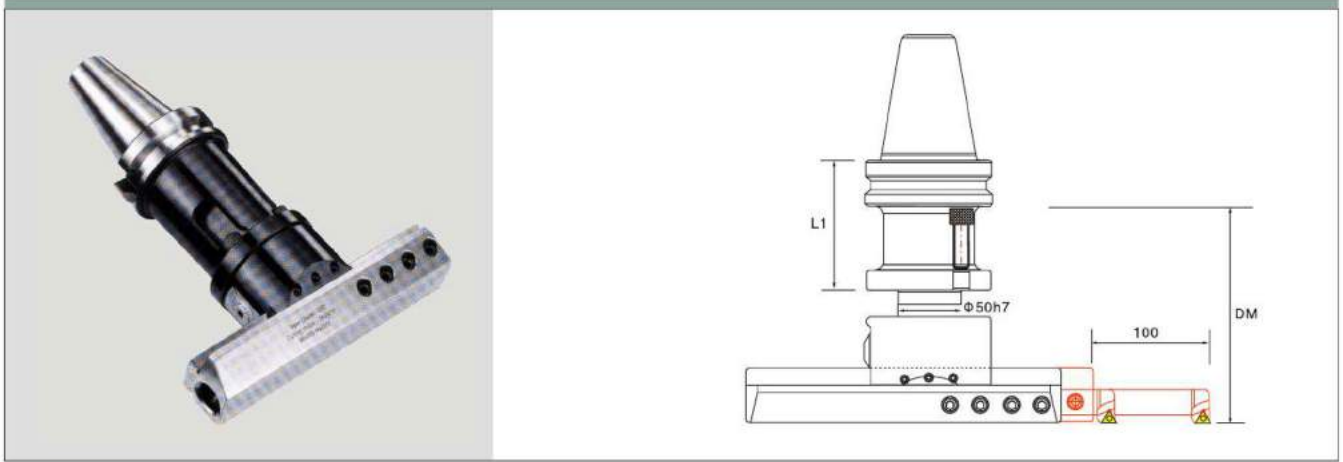
規格 Tape	刀徑 Cutting Bar	刀片 Insert	螺絲 Clamp Screw	扳手 Wrench	淨重 KG
BH20TP	$\square 20$	TPGH1103..L	SB-3TR-M3	T8	0.45



BST-RBH 微調精搪孔系統

BST-RBH Boring System

搪孔刀柄 Taper Shank
精搪孔刀本體 Body
精搪孔刀杆 Cutting Bar



BST-RBH 微調精搪孔系統-搪孔刀柄

BST-RBH precision boring system tuning - boring tool holder

規格 Tape	L1	搪孔深度 DM	淨重 KG
BT50-BST100	100	150	5.75
BT50-BST150	150	200	6.75
BT50-BST200	200	250	7.75
BT50-BST250	250	300	8.75


RBH 微調精搪孔系統-精搪孔刀本體

RBH precision boring system tuning - fine boring tool body

規格 Tape	範圍 D $\phi D_{min} - \phi D_{max}$	滑座外徑 Body Diameter	刀徑 Cutting Bar	扳手 Wrench	搪孔刀柄 Taper Shank	淨重 KG
RBH20150	170-370	$\phi 150$	$\square 20$	$\circ 4 \circ 6$	BST	4.88
RBH20250	270-470	$\phi 250$	$\square 20$	$\circ 4 \circ 6$	BST	5.90
RBH20350	370-570	$\phi 350$	$\square 20$	$\circ 4 \circ 6$	BST	7.35

RBH 微調精搪孔系統-精搪孔刀杆

RBH precision boring system tuning - fine boring Arbor

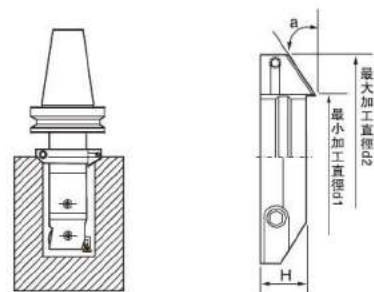


規格 Tape	刀徑 Cutting Bar	刀片 Insert	螺絲 Clamp Screw	扳手 Wrench	淨重 KG
BH20TP	$\square 20$	TPGH1103..L	SB-3TR-M3	T8	0.45



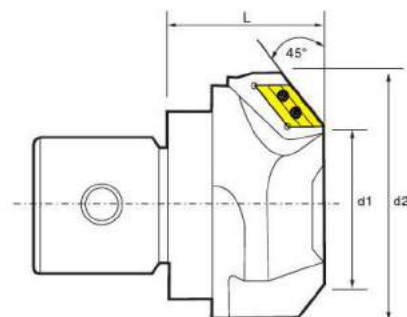
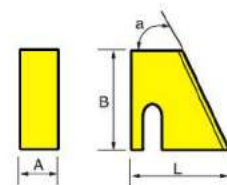
LBK 倒角刀

LBK Chamfering cutter

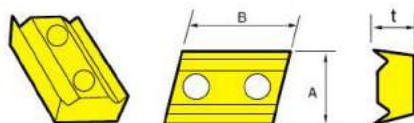


型號 Cat. No	尺寸 Size			組合刀柄 Modular holder	適用刀片 Applicable inserts
	d1	d2	D		
ZC1-35	20	35	13	LBK1	ZM1-45 ZM1-30
ZC2-42	25	42	15	LBK2	
ZC3-49	32	49		LBK3	
ZC4-57	41	57		LBK4	
ZC5-90	53	90	25	LBK5	ZM2-45 ZM2-30
ZC6-104	68	104		LBK6	
ZC7-138	98	138		LBK6	
ZC8-160	120	160		LBK6	

型號 Cat. No	尺寸 Size				組合刀柄 Modular holder
	L	A	B	D	
ZM1-45	23.5	4	9	45°	LBK1-4
ZM2-45	43	8	20		LBK5-6
ZM1-30	27.5	4	9	30°	LBK1-4
ZM2-30	52	8	20		LBK5-6



型號 Cat. No	刃數 Teeth	尺寸 Size			組合刀柄 Modular holder	適用刀片 Applicable inserts	螺釘 Clamp screw
		d1	d2	D			
LBK-B2-C0525	1	5	25	25	LBK2	CW1206A	M2
LBK-B4-C1040	2	10	40	35	LBK4	CW1909A	M3
LBK-B5-C3060	3	30	60	40	LBK5		
LBK-B5-C50100	3	50	100	65	LBK6	CW3115A	M5

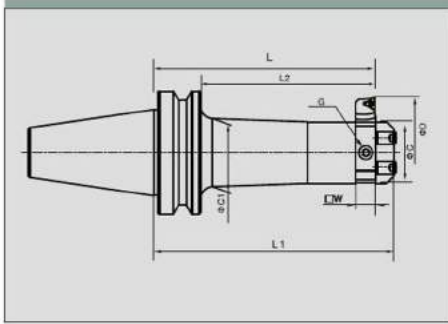


型號 Cat. No	尺寸 Size			螺釘 Clamp screw
	A	B	t	
CW1206A	6.35	12.7	2.7	M2
CW1909A	9.525	4.5	4.5	M3
CW3115A	15.875	7.0	7.0	M5



BT-BSB 90° 直角粗镗刀

BT-BSB 90° angle Rough Boring Tool



型號 Cat. No	範圍 φD		L	L1	L2	L3	φC	φC1	W	G	淨重 KG
	min	max									
BT40-BSB 25-135	25	52	135	150	105	50	20	22	8	M8	1.5
BT40-BSB 38-165	38	70	165	180	135	70	30	33	10	M10	2.0
BT40-BSB 50-165	50	90	165	180	135	85	40	44	13	M10	2.8
BT40-BSB 50-210	50	90	210	225	180	85	40	44	13	M10	3.3
BT40-BSB 62-165	62	115	165	180	135	---	50	---	16	M10	4.0
BT40-BSB 62-225	62	115	225	240	195	95	50	56	16	M10	5.0
BT40-BSB 72-165	72	135	165	180	135	---	60	---	19	M10	4.8
BT40-BSB 72-225	72	135	225	240	195	---	60	---	19	M10	6.1
BT40-BSB 90-165	90	150	165	180	135	60	75	---	19	M12	7.1
BT40-BSB 90-210	90	150	210	225	180	60	75	---	19	M12	9.0
BT50-BSB 25-135	25	52	135	150	92	50	20	22	8	M8	4.3
BT50-BSB 38-180	38	70	180	195	137	70	30	32	10	M10	4.9
BT50-BSB 50-180	50	90	180	195	137	85	40	44	13	M10	5.5
BT50-BSB 50-240	50	90	240	255	197	85	40	44	13	M10	5.8
BT50-BSB 62-195	62	115	195	210	152	95	50	56	16	M10	6.4
BT50-BSB 62-270	62	115	270	285	227	95	50	56	16	M10	7.8
BT50-BSB 72-195	72	135	195	210	152	110	60	66	19	M10	7.3
BT50-BSB 72-285	72	135	285	300	242	110	60	66	19	M10	9.6
BT50-BSB 90-210	90	150	210	225	167	130	75	80	19	M12	9.7
BT50-BSB 90-300	90	150	300	315	257	130	75	80	19	M12	12.8
BT50-BSB105-195	105	190	195	210	152	---	90	---	25	M12	11.4
BT50-BSB105-285	105	190	285	300	242	150	90	94	25	M12	15.7



粗镗刀，適于通孔，也可用來反镗

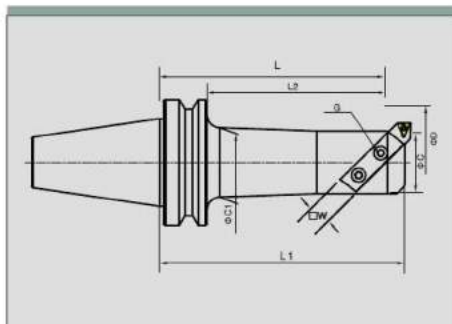


Boring Bar for rough cutting best suiting through-hole boring. Also applicable to counter bore spot facing.



BT-BSA 45° 斜角粗镗刀

BT-BSA 45° oblique angle rough boring tool



型號 Cat. No	範圍 ϕD		L	L1	L2	L3	ϕC	$\phi C1$	W	G	淨重 KG
	min	max									
BT30-BSA25-120	25	38	120	92	--	1	20	--	8	M6	0.8
BT30-BSA30-150	30	42	150	121	--	1.6	24	--	8	M6	1.0
BT30-BSA38-165	38	52	165	135	--	2.6	30	--	10	M8	1.4
BT30-BSA42-165	42	56	165	138	--	2	34	--	10	M8	1.7
BT40-BSA25-135	25	38	135	105	35	1	20	22	8	M6	1.4
BT40-BSA30-135	30	42	135	105	40	1.6	24	26	8	M6	1.6
BT40-BSA 38-165	38	52	165	133	50	2.6	30	33	10	M8	2.9
BT40-BSA42-180	42	56	180	148	60	2	34	37	10	M8	2.4
BT40-BSA50-165	50	65	165	133	65	3	40	44	13	M10	3.7
BT40-BSA50-210	50	65	210	178	65	3	40	44	13	M10	3.2
BT40-BSA62-165	62	90	165	133	--	2	50	--	16	M10	4.9
BT40-BSA62-225	62	90	225	193	80	2	50	56	16	M10	4.8
BT40-BSA72-165	72	110	165	--	--	2.4	60	--	19	M10	5.5
BT40-BSA72-225	72	110	225	--	--	2.4	60	--	19	M10	6.8
BT40-BSA90-165	90	125	165	133	60	4	75	--	19	M12	10.2
BT50-BSA25-135	25	38	135	92	35	1	20	22	8	M6	4.2
BT50-BSA30-165	30	42	165	122	40	1.6	24	26	8	M6	4.4
BT50-BSA38-180	38	52	180	137	50	2.6	30	33	10	M8	4.8
BT50-BSA42-210	42	56	210	167	60	2	34	37	10	M8	5
BT50-BSA50-180	50	65	180	137	65	3	40	44	13	M10	5.4
BT50-BSA50-240	50	65	240	197	65	3	40	44	13	M10	5.7
BT50-BSA62-195	62	90	195	152	80	2	50	56	16	M10	6.2
BT50-BSA62-270	62	90	270	227	80	2	50	56	16	M10	7.6
BT50-BSA72-195	72	110	195	152	95	2.4	60	66	19	M10	7
BT50-BSA72-285	72	110	285	242	95	2.4	60	66	19	M10	9.3
BT50-BSA90-210	90	125	210	167	110	4	75	80	19	M12	9.2
BT50-BSA90-300	90	125	300	257	110	4	75	80	19	M12	12.3
BT50-BSA105-195	105	160	195	--	--	3	90	--	25	M12	10.7
BT50-BSA105-285	105	160	285	--	130	3	90	94	25	M12	15

粗镗刀、適于通孔及盲孔加工
滑槽與刀刃平行
鑽刀頭單獨定購
注意D的最小尺寸與L, L1, L2

Boring Bar rough cutting beart suiting through-hole and blind hole borings
· The same location of drive key and cunina edae.
· Please order boring bite separately.
· Dimenson of L, L1, L2 criteria, when D is minimum dimension.

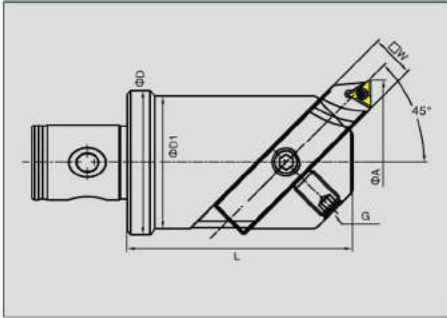


BS模組化搪頭

BS Modular boring heads

BSA斜角型搪頭

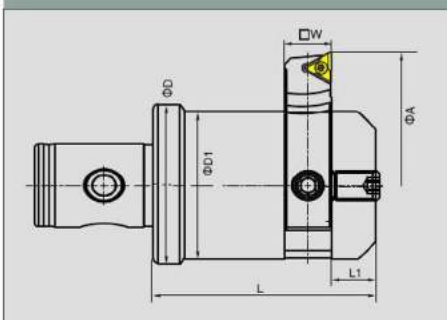
BSA bevel-type sugar head



型號 Cat. No	鑽孔範圍 Boring Range		尺寸 Size					
	ΦA min	ΦA max	ΦD	$\Phi D1$	L	E	$\square W$	G
BSA30-CK2	$\Phi 30$	$\Phi 42$	24	24	40	1.6	8	M6x1.00P
BSA38-CK3	$\Phi 38$	$\Phi 52$	31	60	60	2.6	10	M8x1.25P
BSA50-CK4	$\Phi 50$	$\Phi 65$	42	40	70	3	13	M10x1.50P
BSA62-CK5	$\Phi 62$	$\Phi 90$	55	50	85	2	16	M12x1.75P
BSA72-CK6	$\Phi 72$	$\Phi 110$	63	60	98	2.4	19	M12x1.75P

BSB斜角型搪頭

BSB bevel-type sugar head



型號 Cat. No	鑽孔範圍 Boring Range		尺寸 Size					
	ΦA min	ΦA max	ΦD	$\Phi D1$	L	L1	$\square W$	G
BSB25-CK2	$\Phi 26$	$\Phi 52$	24	20	45	10	8	M6x1.00P
BSB38-CK3	$\Phi 38$	$\Phi 70$	31	30	55	10	10	M8x1.25P
BSB50-CK4	$\Phi 50$	$\Phi 90$	42	40	60	10	13	M10x1.50P
BSB62-CK5	$\Phi 62$	$\Phi 115$	55	50	70	12	16	M12x1.75P
BSB72-CK6	$\Phi 72$	$\Phi 135$	63	60	85	12	19	M12x1.75P

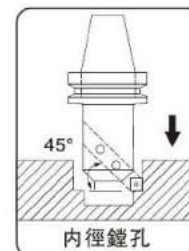
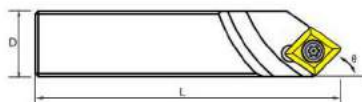


CBS 刀夾

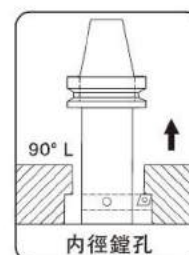
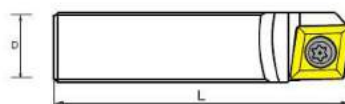
CBS turner



- 适用于BSA、BSB粗搪刀，適合重切削加工
- For BSA, BSB coarse sugar cutter, suitable for heavy machining



型號 Cat. No	D	L	角度 Angle	刀片規格 Insert	螺絲 Clamp Screw	扳手 Wrench
CBS-408	8	50	45°	CCMT0602	M2.5-6.0-3.5-60	T9
CBS-410	10	60		CCMT09T3	M4-10-5.7-60	T15
CBS-413	13	70				
CBS-416	16	100				
CBS-419	19	150				
CBS-425	25	150				
CBS-908	8	50	90°	CCMT0602	M2.5-6.0-3.5-60	T9
CBS-910	10	60		CCMT1204 CCMT09T3	M4-10-5.7-60	T15
CBS-913	13	70				
CBS-916	16	100				
CBS-919	19	150				
CBS-925	25	150				

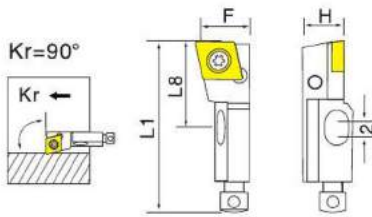


型號 Cat. No	D	L	角度 Angle	刀片規格 Insert	螺絲 Clamp Screw	扳手 Wrench
CBS908L	8	50	90°	CCMT0602	M2.5-6.0-3.5-60	T9
CBS910L	10	60				
CBS913L	13	70		CCMT1204 CCMT09T3	M4-10-5.7-60	T15
CBS916L	16	100				
CBS919L	19	150				



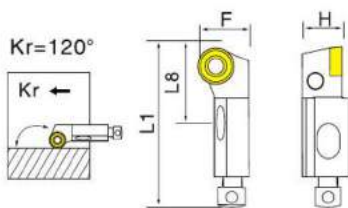
卡式刀座 Cassette Knife Block

SCFCR



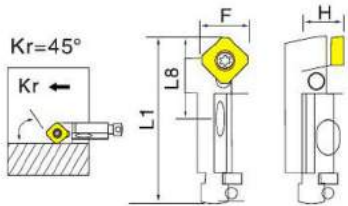
型號 Cat. No	尺寸 Size						刀片 Insert
	L1	L8	F	H	Dm	R	
SCFCR-08CA-06	32	15	10	8	25	0.4	CC..0602..
SCFCR-10CA-09	50	30	14	10	40	0.4	CC..09T3..

SRSCR



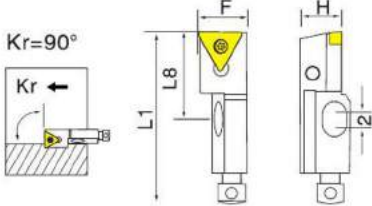
型號 Cat. No	尺寸 Size						刀片 Insert
	L1	L8	F	H	Dm	R	
SRSCR/L-10CA-10	50	30	14	10	40		RC..10T3..

SSSPR



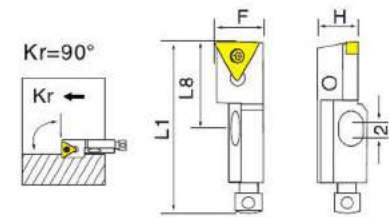
型號 Cat. No	尺寸 Size						刀片 Insert
	L1	L8	F	H	Dm	R	
SSSPR-10CA-09	50	30	14	10	40	0.4	SP..0903..

STFCR



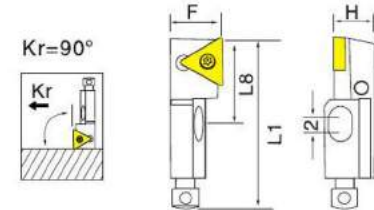
型號 Cat. No	尺寸 Size						刀片 Insert
	L1	L8	F	H	Dm	R	
STFCR-08CA-09	32	15	10	8	25	0.4	TC..0902..
STFCR-10CA-11	50	30	14	10	40	0.4	TC..1102..
STFCR-12CA-16	55	35	20	12	50	0.8	TC..16T3..

STFPR



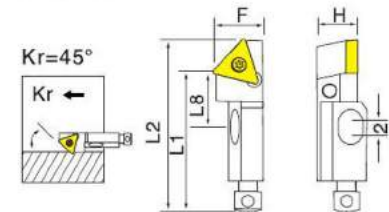
型號 Cat. No	尺寸 Size						刀片 Insert
	L1	L8	F	H	Dm	R	
STFPR-08CA-09	32	15	10	8	25	0.4	TP..0902..
STFPR-10CA-11	50	30	14	10	40	0.4	TP..1102..
STFPR-12CA-16	55	35	20	12	50	0.8	TP..1603..

STGCL



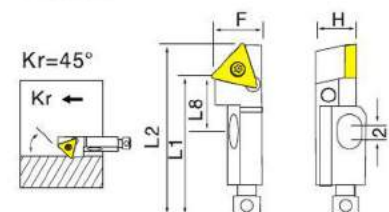
型號 Cat. No	尺寸 Size						刀片 Insert
	L1	L8	F	H	Dm	R	
STGCL-12CA-16	32	35	20	12	75	0.8	TC..16T3..

STSPR



型號 Cat. No	尺寸 Size						刀片 Insert	
	L1	L2	L8	F	H	Dm		R
STSPR-08CA-09	28	34.1	11	10	8	25	0.4	TP..0902..
STSPR-10CA-11	44	51.0	24	14	10	40	0.4	TP..1102..
STSPR-12CA-16	47	57.0	27	20	12	50	0.8	TP..1603..

STSCR

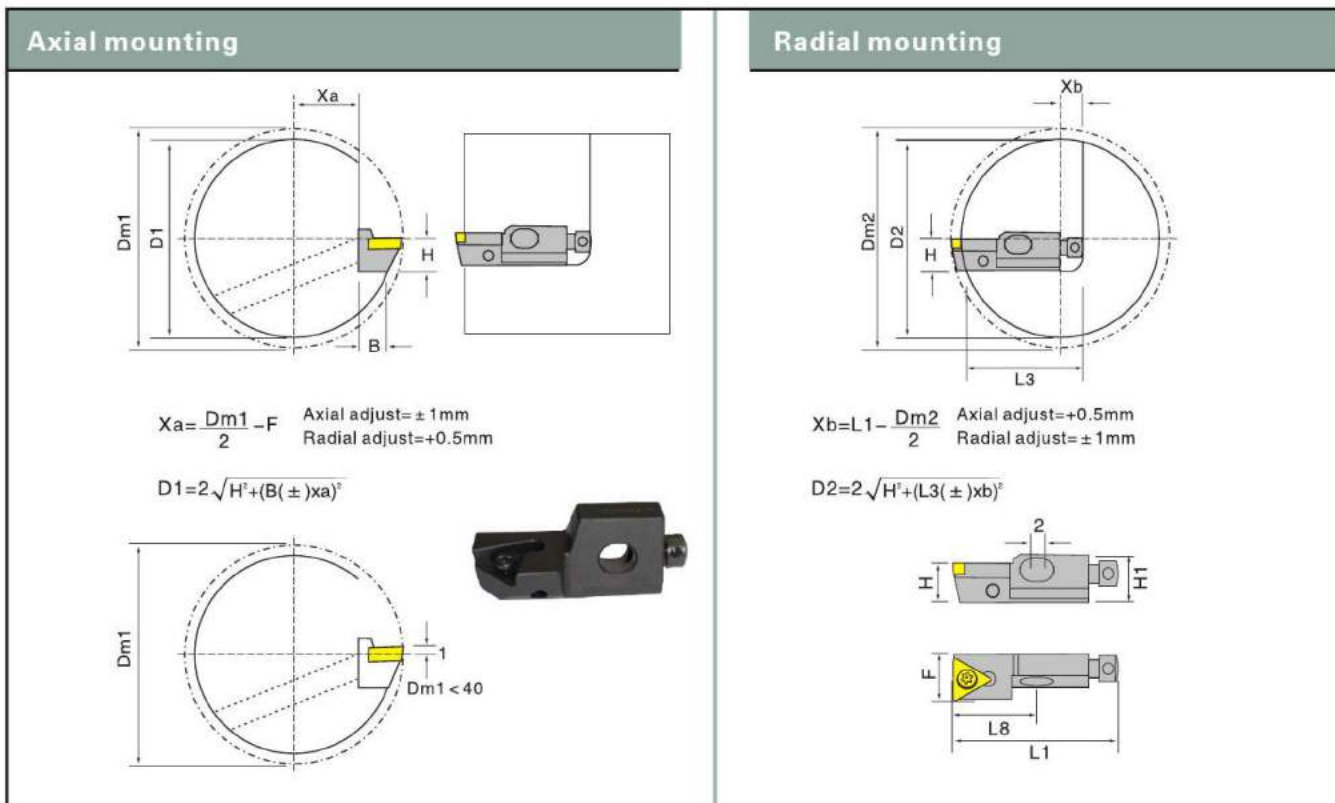


型號 Cat. No	尺寸 Size						刀片 Insert	
	L1	L2	L8	F	H	Dm		R
STSCR-08CA-09	28	34.1	11	10	8	25	0.4	TC..0902..
STSCR-10CA-11	44	51.0	24	14	10	40	0.4	TC..1102..
STSCR-12CA-16	47	57.0	27	20	12	50	0.8	TC..16T3..



卡式刀座

Cassette Knife Block



C 孔加工刀具
Hole cutter

规格尺寸 Cartridge size	订购代码 Ordering code	螺絲 Screw	扳手 Wrench	螺絲 Screw	扳手 Wrench	螺絲 Screw	螺釘 Screw	扳手 Wrench
08CA 	SCFCR-08CA-06	HM408	PL20	HTR414	PL25	RTM412	MS2506A	TF9
	STFCR-08CA-09							
	STFPR-08CA-09							
	STSCR-08CA-09							
	STSPR-08CA-09							
10CA 	SCFCR-10CA-09	HM410	PL20	HTR623	PL25	RTM515	MS4011A	TF15
	SRSCR/L-10CA-10						MS3509A	TF15
	SSSPR-10CA-09						MS4011A	TF15
	STFCR-10CA-11						MS2506A	TF9
	STFPR-10CA-11						MS3008A	TF9
	STSCR-10CA-11						MS2506A	TF9
	STSPR-10CA-11						MS3008A	TF9
12CA 	SCFCR-08CA-06	HM412	PL20	HTR623	PL25	RTM515	MS4011A	TF15
	STFCR-08CA-09							
	STFPR-08CA-09							
	STSCR-08CA-09							
	STSPR-08CA-09							



固定式粗搪刀

TDL Twin Edge Rough Boring Tool



型號 Cat. No	刃數 No. of flutes	尺寸 Size			
		D	d	L	L1
TDL-12-120	1	11.7	16	120	30
TDL-13-120	1	12.7	16	120	30
TDL-14-120	1	13.7	16	120	30
TDL-15-120	1	14.7	16	130	30
TDL-16-135	2	15.7	16	135	70
TDL-17-135	2	16.7	16	135	70
TDL-18-135	2	17.7	16	135	70
TDL-19-160	2	18.7	16	160	90
TDL-20-160	2	19.7	20	160	90
TDL-22-160	2	21.7	20	160	90
TDL-24-180	2	23.7	20	180	100
TDL-25-190	2	24.7	25	190	110
TDL-26-200	2	25.7	25	200	120
TDL-27-200	2	26.7	25	200	120
TDL-28-200	2	27.7	25	200	120
TDL-30-210	2	29.7	25	210	130
TDL-32-210	2	31.7	25	210	130
TDL-35-250	2	34.7	32	250	150
TDL-37-250	2	36.7	32	250	150
TDL-40-270	2	39.7	32	270	170
TDL-42-250	2	41.7	32	250	150
TDL-45-310	2	44.7	32	310	210
TDL-47-260	2	46.7	32	260	160
TDL-50-260	2	49.7	42	260	160
TDL-50-310	2	49.7	42	310	210
TDL-52-260	2	51.7	42	260	160
TDL-55-330	2	54.7	42	330	230
TDL-60-260	2	59.7	42	260	160
TDL-60-350	2	59.7	42	350	250

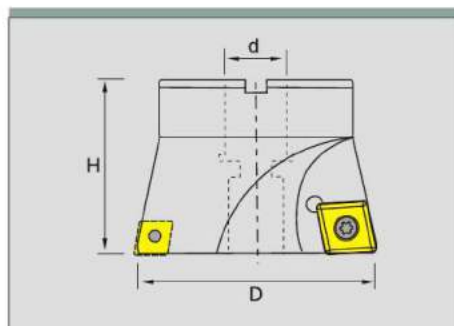
配件 Mating

型號 Cat. No	刀片 Insert	螺釘 Clamp screw	扳手 wrench
TDL-16	CCMT060204	M2.5 × 6	T8
TDL-30	CCMT09T308	M4 × 10	T15



固定式粗搪刀頭

TDL Twin Edge Rough Boring Tool



型號 Cat. No	刃數 No. of flutes	尺寸 Size		
		D	d	L1
TDL-45-22	2	44.7	22	50
TDL-50-22	2	49.7	22	50
TDL-55-22	2	54.7	22	50
TDL-60-22	2	59.7	22	50
TDL-62-22	2	61.7	22	50
TDL-62-25.4	2	61.7	25.4	50
TDL-65-25.4	2	64.7	25.4	50
TDL-70-25.4	2	69.7	25.4	50
TDL-72-25.4	2	71.7	25.4	50
TDL-75-25.4	2	74.7	25.4	50
TDL-80-25.4	2	79.7	25.4	50
TDL-85-25.4	2	84.7	25.4	50
TDL-90-31.75	2	89.7	31.75	50
TDL-95-31.75	2	94.7	31.75	50
TDL-100-31.75	2	99.7	31.75	50

配件 Mating

型號 Cat. No	刀片 Insert	螺釘 Clamp screw	扳手 wrench
TDL-62	CCMT09T308	M4 x 10	T15



孔加工可轉位刀片

Inserts for Boring

WCMX□□□□□□ (適合WC快速鑽使用)

型號 Cat.No	P301	刀片形狀 Blade Shape	尺寸 (mm)				ROSS
			D	d	S	R	
WCMX030208	●		5.56	2.8	2.5	0.8	
WCMX040208	●		6.35	3.1	2.5	0.8	
WCMX050308	●		7.94	3.2	3.3	0.8	
WCMX060308	●		9.525	3.7	4.14	0.8	
WCMX080408	●		12.7	4.3	4.14	1.2	

C□GT□□□□□□ (適合EMR粗搪系統)

型號 Cat.No	P301	P301F	刀片形狀 Blade Shape	尺寸 (mm)					ROSS
				D	d	S	R	θ	
CCMT060204	●	●		6.35	2.8	2.38	0.4	7	
CCMT09T308	●	●		9.525	4.4	3.97	0.8	7	
CCMT120408	●	●		12.7	5.5	4.76	0.8	7	

TCMT□□□□□□ (適合EMR粗搪系統)

型號 Cat.No	P301	P301F	刀片形狀 Blade Shape	尺寸 (mm)				ROSS
				D	d	S	R	
TCMT090204	●	●		5.56	2.5	2.38	0.4	
TCMT110208	●	●		6.35	2.8	2.38	0.8	
TCMT16T312	●	●		9.525	4.4	3.97	1.2	

SCMT□□□□□□ (適合EMR粗搪系統)

型號 Cat.No	P301	P301F	刀片形狀 Blade Shape	尺寸 (mm)				ROSS
				D	d	S	R	
SCMT09T308	●	●		9.525	4.4	3.97	0.8	
SCMT120408	●	●		12.7	5.5	4.76	0.8	

T□G□□□□□□□L (適合EMA/NBH2084/NBJ16等精搪系統)

型號 Cat.No	P301	P301F	刀片形狀 Blade Shape	尺寸 (mm)					ROSS
				D	d	S	R	θ	
TBGT060102L	●	●		3.97	2.3	1.59	0.2	5	
TPGT090204L	●	●		5.56	3.0	2.38	0.4	11	
TPGT110304L	●	●		6.35	3.3	3.18	0.4	11	



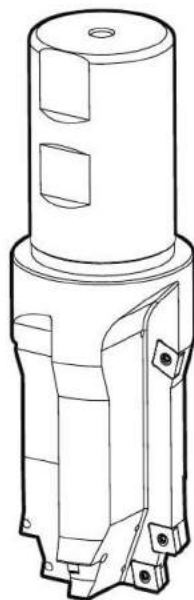
非標孔加工刀具

Nonstandard tool for boring

- 高效率：一把刀具可以在一次進給中完成多工序加工。
- 高剛性：由于是量身定制，刀具可以按加工要求設計成最高剛性結構。
- 超靈活：無論是超長超大還是特殊形狀的刀具都能為您定制。
- High efficiency: a tool can be completed in a feed multi-process machining.
- High rigidity: Because it is tailor-made, the tool can be processed to design into a rigid structure of the highest.
- Ultra-flexible: whether it is long or large special shaped tools can be customized for you.

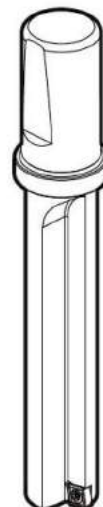
削平柄復合搪刀

Knife handle leveling compound sugar



定尺寸擴孔鑽

Fixed size reaming drill



※定制非標刀具的一般步驟：

Custom non-standard tool of the general steps:

第一步：提供工件加工圖紙，并詳細注明需要加工位置的尺寸要求及工件的材質、硬度。

step1: providing workpiece drawings, and detailed processing of specifying a location of the size requirements and the workpiece material, hardness.

第二步：指定刀具柄部的型式，可以是BT等整體式主軸柄，也可以是削平柄或斜削平柄等直柄或其它任何形式的接口。

step2: Specify the type of tool shank, which can be integral spindle handle BT, etc. may also be a leveling out or raked flat shank straight shank handle, etc. or any other form of interface.

第三步：盡可能詳細的提供下述資料以便我們為您量身定制最符合您需求的刀具。

step3: to provide the following information as detailed as possible so that we can provide you customized tool that best meets your needs.

機床類型 Machine Type _____

機床功率(KW) Machine power (KW) _____

最大轉速(RPM) Maximum Speed (RPM) _____

最大冷卻液壓力 Maximum Coolant Pressure _____

鑽頭旋轉 Rotary Drill

工件旋轉 Workpiece rotation

垂直鑽削 Vertical Drilling

水平鑽削 The level of drilling

冷卻方式 Cooling

內冷 Cooled

外冷 External cooling

機床剛性 Machine rigidity

高 High

一般 common

差 low

◇如果您已經有設計好的非標刀具圖紙，那麼僅提供刀具圖紙我們就可以為您加工。

◇If you already have designed non-standard drawing tools, then we can only provide tools that you are drawing processing.

◇盡可能詳細的提供您需要定制刀具的相關資料，資料越詳細，定制的刀具將越合用。

◇Much detail as possible you need to customize the tool to provide relevant information, data more detailed, customized tool will be more shared.

◇如果您還有其它要求請直接與我們的工程師溝通。

◇If you have other requirements please communicate directly with our engineers.



目录 DIRECTORY

螺纹刀片型号说明 Vardex Ordering Code System	D001–D002
60° 范围牙型 Partialprofile 60°	D003
55° 范围牙型 Partialprofile 55°	D004
ISO 公制螺纹 ISO Metric	D005
ISO 公制螺纹 ISO Metric	D006
美制螺纹 American UN,UNC,UNF,UNEF	D007–D008
惠氏螺纹 Whitworth BSW,BSF,BSP	D009–D010
BSPT英制标准 British Standard pipe Thread 美制60° 锥管螺纹 National Pipe Thread:NPT 美制干密封直管螺纹 National Pipe thread–Dryseal:NPTF	D011
DIN405 圆齿螺纹 Round DIN405 DIN103 梯形螺纹 Trapez DIN103 美式梯形螺纹 ACME American ACME	D012
美制短牙梯形螺纹 STUB ACME 精密圆弧牙顶60° 螺纹UNJ	D013
精密圆弧牙顶60° 螺纹UNJ 美制锯齿螺纹 American Buttress	D014
美制锯齿螺纹 American Buttress 立式车螺纹刀片 Vertical threading inserts JTGR 立装外切槽用 JTGR Vertical external groove	D015
螺纹加工常见的问题及解决办法 The threaded processing common problems and solutions	D016–D017
应用材料 Application grade 螺纹车削技术资料 Technical Information For Threading	D018
切槽刀片型号说明 Vardex Ordering Code System	D019
DIN471 标准轴用弹性挡圈槽 DIN471 Retaining Ring Groovers for shafts	D020–D021
立装外切槽刀片 External Grooving Inserts (V–Style)	D022
平装切槽刀片 Internal grooving inserts (Standard style)	D023

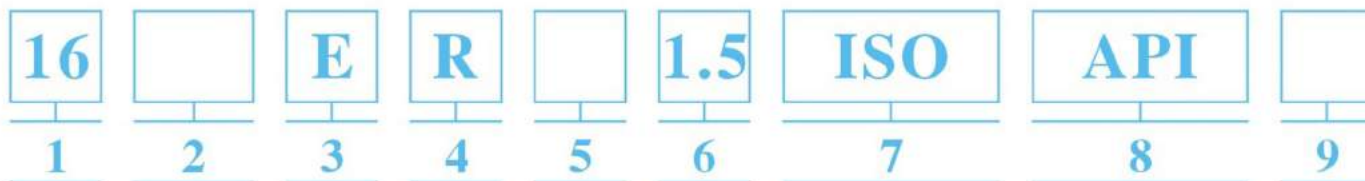
螺纹刀片 D

THREAD INSERT





型号说明



1 刀片尺寸 **2** 刀片形状 **3** 刀片类型

L08:d=4.762mm
L11:d=6.35mm
L16:d=9.525mm
L22:d=12.7mm
L27:d=15.875mm

U型
V型

E:外螺纹刀片
I:内螺纹刀片

4 刀片方向 **5** 刀片制作类型 **6** 螺距

R:右手刀片
L:左手刀片

M:压制
普通

全牙型		范围牙型	
mm	TPI	mm	TPI
0.35-6.0	72-3	0.5-1.5	48-16
		0.5-3.0	48-8
		1.75-3.0	14-8
		3.5-5.0	7-5
		5.5-6.0	4.5-4

7 螺纹标准 **8** API型式 **9** 牌号

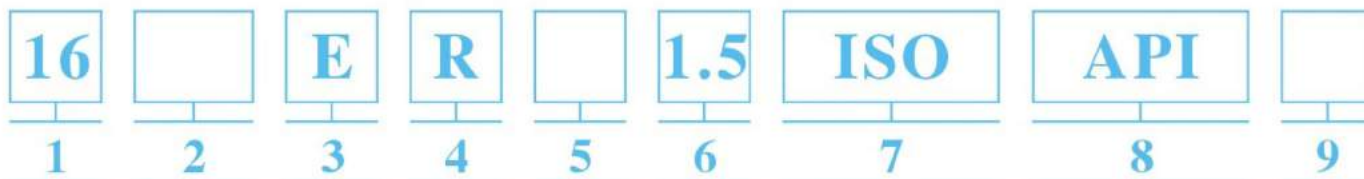
60° 范围牙型螺纹
55° 范围牙型螺纹
So公制螺纹 (全牙型)
美制螺纹UN (全牙型) UN,UNC,UNF,UNEF
惠氏螺纹 (全牙型) BSW,BSF,BSP
英制标准锥管螺纹 (全牙型) BSPT
美制60° 锥管螺纹 (全牙型) NPT
美制干密封直管螺纹 (全牙型) NPTF
DIN405圆齿螺纹
DIN103梯形螺纹
美式梯形螺纹ACME
美制短牙梯形螺纹STUB ACME
精密圆弧牙顶60° 螺纹UNJ
美制锯齿螺纹
英制锯齿螺纹
公制锯齿螺纹Buttress-Sagengewinde
API美制石油管螺纹
API美制石油偏梯形套管螺纹
API美制石油圆齿管螺纹
流线型套管螺纹

382 = 2
383 = 3
403 = 15
502 = 75
503 = 125

YD930 通用类材质
KW10 K类材质



Vardex Ordering Code System



1 Insert Size 2 Insert Style 3 Type of Insert

<p>L08:d=4.762mm L11:d=6.35mm L16:d=9.525mm L22:d=12.7mm L27:d=15.875mm</p>		<p>U Type V Type</p>
		<p>E: External Thread I: Internal Thread</p>

4 Hand of Insert 5 Insert Production type 6 Pitch

<p>R: Right-hand L: Left-hand</p>	<p>M: Pressing Common</p>	<table border="1"> <thead> <tr> <th colspan="2">Full Profile</th> <th colspan="2">Full Profile</th> </tr> <tr> <th>mm</th> <th>TPI</th> <th>mm</th> <th>TPI</th> </tr> </thead> <tbody> <tr> <td>0.35~6.0</td> <td>72-3</td> <td>0.5~1.5</td> <td>48-16</td> </tr> <tr> <td></td> <td></td> <td>0.5~3.0</td> <td>48-8</td> </tr> <tr> <td></td> <td></td> <td>1.75~3.0</td> <td>14-8</td> </tr> <tr> <td></td> <td></td> <td>3.5~5.0</td> <td>7-5</td> </tr> <tr> <td></td> <td></td> <td>5.5~6.0</td> <td>4.5-4</td> </tr> </tbody> </table>	Full Profile		Full Profile		mm	TPI	mm	TPI	0.35~6.0	72-3	0.5~1.5	48-16			0.5~3.0	48-8			1.75~3.0	14-8			3.5~5.0	7-5			5.5~6.0	4.5-4
Full Profile		Full Profile																												
mm	TPI	mm	TPI																											
0.35~6.0	72-3	0.5~1.5	48-16																											
		0.5~3.0	48-8																											
		1.75~3.0	14-8																											
		3.5~5.0	7-5																											
		5.5~6.0	4.5-4																											

7 Thread Standard 8 API Form 9 Trademark

<p>Partial profile 60° Partial profile 55° ISO Metric(Full profile) American UN(Full profile)UN,UNC,UNF,UNEF Whitworth (Full profile) BSW,BSF,BSP British Standard Pipe Thread (Full profile) BSPT National pipe Thread (Full profile) NPT National pipe Threads-Dryseal (Full profile) NPTF Round DIN405 Trapez DIN103 American ACME Stub ACME UNJ American Buttress British Buttress Metric Buttress-Sagengewinde API API Buttress Casing API Buttress Casing & Tubing Extreme Line Casing</p>	<p>382 2 383 3 403 15 502 75 503 125</p>	<p>YD930 General KW10 K-Cst iron</p>
--	--	--

D 刀片系列
Insert Series



60° 范围牙型 Partialprofile

类型 Type	型号 Designation 右手 (right)	YD930 KM10	型号 Designation 左手 (left)	YD930 KM10	螺距 (mm)	TPI	尺寸 Dimensions(mm)				图片 Picture
							d	l	x	f	
外螺纹 Extrnal	11ER-A60	● ●	11EL-A60		0.5~1.5	48~16	6.35	11	0.8	0.9	
	16ER-A60	● ●	16EL-A60		0.5~1.5	48~16	9.525	16	0.8	0.9	
	16ER-G60	● ●	16EL-G60		1.75~3.0	14~8	9.525	16	1.2	1.5	
	16ER-AG60	● ●	16EL-AG60	● ●	0.5~3.0	48~8	9.525	16	1.2	1.5	
	22ER-N60	● ●	22EL-N60		3.5~5.0	7~5	12.7	22	1.7	2.5	
	27ER-Q60	● ●	27EL-Q60		5.5~6.0	4.5~4	15.875	27	2.3	3.1	
内螺纹 Internla	08IR-A60	● ●	08IL-A60		0.5~1.5	48~16	4.762	08	0.6	0.6	
	11IR-A60	● ●	11IL-A60		0.5~1.5	48~16	6.35	11	0.8	0.9	
	16IR-A60	● ●	16IL-A60		0.5~1.5	48~16	9.525	16	0.8	0.9	
	16IR-G60	● ●	16IL-G60	● ○	1.75~3.0	14~8	9.525	16	1.2	1.5	
	16IR-AG60	● ●	16IL-AG60		0.5~3.0	48~8	9.525	16	1.2	1.5	
	22IR-N60	● ●	22IL-N60		3.5~5.0	7~5	12.7	22	1.7	2.5	
	27IR-Q60	○ ○	27IL-Q60		5.5~6.0	4.5~4	15.875	27	2.3	2.7	

D
刀片系列
Insert Series

类型 Type	型号 Designation 右手 (right)	YD930 KM10	型号 Designation 左手 (left)	YD930 KM10	螺距 (mm)	TPI	尺寸 Dimensions(mm)				图片 Picture
							d	l	x	f	
外螺纹 Extrnal	16ERM-A60		16ELM-A60		0.5~1.5	48~16	9.525	16	0.9	0.9	
	16ERM-G60		16ELM-G60		1.75~3.0	14~8	9.525	16	1.3	1.5	
	16ERM-AG60	○ ○	16ELM-AG60		0.5~3.0	48~8	9.525	16	1.3	1.5	
	22ERM-N60		22ELM-N60		3.5~5.0	7~5	12.7	22	1.8	2.5	
内螺纹 Internla	16IRM-A60		16ILM-A60		0.5~1.5	48~16	9.525	0.08	0.9	0.9	
	16IRM-G60		16ILM-G60		1.75~3.0	14~8	9.525	0.12	1.3	1.5	
	16IRM-AG60	○ ○	16ILM-AG60		0.5~3.0	48~8	9.525	0.08	1.3	1.5	
	22IRM-N60		22ILM-N60		3.5~5.0	7~5	12.7	0.30	1.8	2.5	

●: 库存项 ○: 准库存
●: Stock item ○: Underpring forstock



55° 范围牙型 Partialprofile

类型 Type	型号 Designation 右手 (right)	YD330	KM10	型号 Designation 左手 (left)	YD330	KM10	螺距 (mm)	TPI	尺寸 Dimensions(mm)				图片 Picture
									d	l	x	f	
外螺纹 Extrnal	11ER-A55	●	●	11EL-A55			0.5~1.5	48~16	6.35	11	0.8	0.9	
	16ER-A55	●	●	16EL-A55			0.5~1.5	48~16	9.525	16	0.8	0.9	
	16ER-G55	●	●	16EL-G55			1.75~3.0	14~8	9.525	16	1.2	1.5	
	16ER-AG55	●	●	16EL-AG55	●	●	0.5~3.0	48~8	9.525	16	1.2	1.5	
	22ER-N55	●	●	22EL-N55			3.5~5.0	7~5	12.7	27	1.7	2.5	
	27ER-Q55	●	●	27EL-Q55			5.5~6.0	4.5~4	15.875	27	2.0	2.9	
内螺纹 Internla	08IR-A55	●	●	08IL-A55			0.5~1.5	48~16	4.762	08	0.6	0.6	
	11IR-A55	●	●	11IL-A55			0.5~1.5	48~16	6.35	11	0.8	0.9	
	16IR-A55	●	●	16IL-A55			0.5~1.5	48~16	9.525	16	0.8	0.9	
	16IR-G55	●	●	16IL-G55			1.75~3.0	14~8	9.525	16	1.2	1.5	
	16IR-AG55	●	●	16IL-AG55	●	●	0.5~3.0	48~8	9.525	16	1.2	1.5	
	22IR-N55	●	●	22IL-N55			3.5~5.0	7~5	12.7	22	1.7	2.5	
	27IR-Q55	○	○	27IL-Q55			5.5~6.0	4.5~4	15.875	27	2.0	2.9	

类型 Type	型号 Designation 右手 (right)	YD330	KM10	型号 Designation 左手 (left)	YD330	KM10	螺距 (mm)	TPI	尺寸 Dimensions(mm)				图片 Picture
									d	l	x	f	
外螺纹 Extrnal	16ERM-A55			16ELM-A55			0.5~1.5	48~16	9.525	16	0.8	0.9	
	16ERM-G55			16ELM-G55			1.75~3.0	14~8	9.525	16	1.3	1.5	
	16ERM-AG55			16ELM-AG55			0.5~3.0	48~8	9.525	16	1.3	1.5	
	22ERM-N55			22ELM-N55			3.5~5.0	7~5	12.7	27	1.7	2.5	
内螺纹 Internla	16IRM-A55			16ILM-A55			0.5~1.5	48~16	9.525	16	0.8	0.9	
	16IRM-G55			16ILM-G55			1.75~3.0	14~8	9.525	16	1.3	1.5	
	16IRM-AG55			16ILM-AG55			0.5~3.0	48~8	9.525	16	1.3	1.5	
	22IRM-N55			22ILM-N55			3.5~5.0	7~5	12.7	22	1.7	2.5	

● : 库存项 ○ : 准库存
● : Stock item ○ : Underpring forstock

D
刀片系列
Insert Series



ISO 公制螺纹 ISO Metric

类型 Type	型号 Designation 右手 (right)	YD930	KM10	型号 Designation 左手 (left)	YD930	KM10	螺距 (mm)	TPI	尺寸 Dimensions(mm)				图片 Picture
									d	l	x	f	
外螺纹 Extrnal	11ER-0.4ISO			11EL-0.4ISO			0.4	0.4	6.35	11	0.7	0.4	
	11ER-0.45ISO			11EL-0.45ISO			0.45	0.45	6.35	11	0.7	0.4	
	11ER-0.5ISO			11EL-0.5ISO			0.5	0.5	6.35	11	0.6	0.4	
	11ER-0.6ISO			11EL-0.6ISO			0.6	0.6	6.35	11	0.6	0.6	
	11ER-0.7ISO			11EL-0.7ISO			0.7	0.7	6.35	11	0.6	0.6	
	11ER-0.75ISO			11EL-0.75ISO			0.75	0.75	6.35	11	0.6	0.6	
	11ER-0.8ISO			11EL-0.8ISO			0.8	0.8	6.35	11	0.6	0.6	
	11ER-1.0ISO	●	●	11EL-1.0ISO			1.0	1.0	6.35	11	0.7	0.7	
	11ER-1.25ISO			11EL-1.25ISO			1.25	1.25	6.35	11	0.8	0.9	
	11ER-1.5ISO	●	●	11EL-1.5ISO			1.5	1.5	6.35	11	0.8	1.0	
	11ER-1.75ISO			11EL-1.75ISO			1.75	1.75	6.35	11	0.8	1.1	
	16ER-0.4ISO			16EL-0.4ISO			0.4	0.4	9.525	16	0.7	0.4	
	16ER-0.45ISO			16EL-0.45ISO			0.45	0.45	9.525	16	0.7	0.4	
	16ER-0.5ISO	●	●	16EL-0.5ISO			0.5	0.5	9.525	16	0.6	0.4	
	16ER-0.6ISO			16EL-0.6ISO			0.6	0.6	9.525	16	0.6	0.6	
	16ER-0.7ISO			16EL-0.7ISO			0.7	0.7	9.525	16	0.6	0.6	
	16ER-0.75ISO	●	●	16EL-0.75ISO	○	○	0.75	0.75	9.525	16	0.6	0.6	
	16ER-0.8ISO	●	●	16EL-0.8ISO	○	○	0.8	0.8	9.525	16	0.6	0.6	
	16ER-1.0ISO	●	●	16EL-1.0ISO	●	●	1.0	1.0	9.525	16	0.7	0.7	
	16ER-1.25ISO	●	●	16EL-1.25ISO			1.25	1.25	9.525	16	0.8	0.9	
	16ER-1.5ISO	●	●	16EL-1.5ISO	●	●	1.5	1.5	9.525	16	0.8	1.0	
	16ER-1.75ISO	●	●	16EL-1.75ISO	○	○	1.75	1.75	9.525	16	0.9	1.2	
	16ER-2.0ISO	●	●	16EL-2.0ISO	○	○	2.0	2.0	9.525	16	1.0	1.3	
	16ER-2.5ISO	●	●	16EL-2.5ISO			2.5	2.5	9.525	16	1.1	1.5	
	16ER-3.0ISO	●	●	16EL-3.0ISO			3.0	3.0	9.525	16	1.2	1.6	
	22ER-3.5ISO	●	●	22EL-3.5ISO			3.5	3.5	12.7	22	1.6	2.3	
	22ER-4.0ISO	●	●	22EL-4.0ISO			4.0	4.0	12.7	22	1.6	2.3	
22ER-4.5ISO	○	○	22EL-4.5ISO			4.5	4.5	12.7	22	1.7	2.4		
22ER-5.0ISO	●	●	22EL-5.0ISO			5.0	5.0	12.7	22	1.7	2.5		
27ER-5.5ISO	●	●	27EL-5.5ISO			5.5	5.5	15.875	27	1.9	2.7		
27ER-6.0ISO	●	●	27EL-6.0ISO			6.0	6.0	15.875	27	2.0	2.9		

D
刀片系列
Insert Series

类型 Type	型号 Designation 右手 (right)	YD930	KM10	型号 Designation 左手 (left)	YD930	KM10	螺距 (mm)	尺寸 Dimensions(mm)				图片 Picture
								d	l	x	f	
外螺纹 Extrnal	16ERM-1.0ISO	○	○	16ELM-1.0ISO			1.0	9.525	16	0.8	0.7	
	16ERM-1.25ISO	○	○	16ELM-1.25ISO			1.25	9.525	16	0.9	0.9	
	16ERM-1.5ISO	○	○	16ELM-1.5ISO			1.5	9.525	16	0.9	1.0	
	16ERM-1.75ISO	○	○	16ELM-1.75ISO			1.75	9.525	16	1.0	1.2	
	16ERM-2.0ISO	○	○	16ELM-2.0ISO			2.0	9.525	16	1.1	1.3	
	16ERM-2.5ISO	○	○	16ELM-2.5ISO			2.5	9.525	16	1.2	1.5	
	16ERM-3.0ISO	○	○	16ELM-3.0ISO			3.0	9.525	16	1.3	1.6	

●: 库存项 ○: 准库存
●: Stock item ○: Underpring forstock



ISO 公制螺纹 ISO Metric

类型 Type	型号 Designation 右手 (right)	YD930	KM10	型号 Designation 左手 (left)	YD930	KM10	螺距 (mm)	尺寸 Dimensions(mm)				图片 Picture
								d	l	x	f	
外螺纹 Extrnal	111R-0.4ISO			111L-0.4ISO			0.4	6.35	11	0.8	0.4	
	111R-0.45ISO			111L-0.45ISO			0.45	6.35	11	0.8	0.4	
	111R-0.5ISO	●	●	111L-0.5ISO			0.5	6.35	11	0.6	0.4	
	111R-0.6ISO			111L-0.6ISO			0.6	6.35	11	0.6	0.6	
	111R-0.7ISO			111L-0.7ISO			0.7	6.35	11	0.6	0.6	
	111R-0.75ISO	●	●	111L-0.75ISO			0.75	6.35	11	0.6	0.6	
	111R-0.8ISO			111L-0.8ISO			0.8	6.35	11	0.6	0.6	
	111R-1.0ISO	●	●	111L-1.0ISO			1.0	6.35	11	0.6	0.7	
	111R-1.25ISO	●	●	111L-1.25ISO			1.25	6.35	11	0.8	0.9	
	111R-1.5ISO	●	●	111L-1.5ISO			1.5	6.35	11	0.8	1.0	
	111R-1.75ISO	●	●	111L-1.75ISO			1.75	6.35	11	0.9	1.1	
	111R-2.0ISO	●	●	111L-2.0ISO			2.0	6.35	11	0.9	1.1	
	111R-2.5ISO	●	●	111L-2.5ISO			2.5	6.35	11	0.8	1.1	
	161R-0.35ISO			161L-0.35ISO			0.35	9.525	16	0.8	0.3	
	161R-0.4ISO			161L-0.4ISO			0.4	9.525	16	0.8	0.4	
	161R-0.45ISO			161L-0.45ISO			0.45	9.525	16	0.8	0.4	
	161R-0.5ISO	●	●	161L-0.5ISO			0.5	9.525	16	0.6	0.4	
	161R-0.6ISO			161L-0.6ISO			0.6	9.525	16	0.6	0.6	
	161R-0.7ISO			161L-0.7ISO			0.7	9.525	16	0.6	0.6	
	161R-0.75ISO	●	●	161L-0.75ISO			0.75	9.525	16	0.6	0.6	
	161R-0.8ISO	○	○	161L-0.8ISO			0.8	9.525	16	0.6	0.6	
	161R-1.0ISO	●	●	161L-1.0ISO			1.0	9.525	16	0.6	0.7	
	161R-1.25ISO	●	●	161L-1.25ISO			1.25	9.525	16	0.8	0.9	
	161R-1.5ISO	●	●	161L-1.5ISO			1.5	9.525	16	0.8	1.0	
	161R-1.75ISO	●	●	161L-1.75ISO			1.75	9.525	16	0.9	1.2	
	161R-2.0ISO	●	●	161L-2.0ISO			2.0	9.525	16	1.0	1.3	
	161R-2.5ISO	●	●	161L-2.5ISO			2.5	9.525	16	1.1	1.5	
	161R-3.0ISO	●	●	161L-3.0ISO			3.0	9.525	16	1.1	1.5	
	221R-3.5ISO	●	●	221L-3.5ISO			3.5	12.7	22	1.6	2.3	
	221R-4.0ISO	●	●	221L-4.0ISO			4.0	12.7	22	1.6	2.3	
221R-4.5ISO	○	○	221L-4.5ISO			4.5	12.7	22	1.6	2.4		
221R-5.0ISO	●	●	221L-5.0ISO			5.0	12.7	22	1.6	2.3		
271R-5.5ISO	○	○	271L-5.5ISO			5.5	15.875	27	1.6	2.3		
271R-6.0ISO	●	●	271L-6.0ISO			6.0	15.875	27	1.8	2.5		

类型 Type	型号 Designation 右手 (right)	YD930	KM10	型号 Designation 左手 (left)	YD930	KM10	螺距 (mm)	尺寸 Dimensions(mm)				图片 Picture
								d	l	x	f	
外螺纹 Extrnal	161RM-1.0ISO	○	○	161LM-1.0ISO			1.0	9.525	16	0.7	0.7	
	161RM-1.25ISO	○	○	161LM-1.25ISO			1.25	9.525	16	0.9	0.9	
	161RM-1.5ISO	○	○	161LM-1.5ISO			1.5	9.525	16	0.9	1.0	
	161RM-1.75ISO	○	○	161LM-1.75ISO			1.75	9.525	16	1.0	1.2	
	161RM-2.0ISO	○	○	161LM-2.0ISO			2.0	9.525	16	1.1	1.3	
	161RM-2.5ISO	○	○	161LM-2.5ISO			2.5	9.525	16	1.2	1.5	
	161RM-3.0ISO	○	○	161LM-3.0ISO			3.0	9.525	16	1.3	1.5	

●: 库存项 ○: 准库存
●: Stock item ○: Underpring forstock

D
刀片系列
Insert Series



美制螺纹 American: UN,UNC,UNF,UNEF

类型 Type	型号 Designation 右手 (right)	YD930 KM10	型号 Designation 左手 (left)	YD930 KM10	TPI	尺寸 Dimensions(mm)				图片 Picture
						d	l	x	f	
外螺纹 Extrnal	11ER-64UN		11EL-64UN		64	6.35	11	0.8	0.4	
	11ER-56UN		11EL-56UN		56	6.35	11	0.7	0.4	
	11ER-48UN		11EL-48UN		48	6.35	11	0.6	0.6	
	11ER-44UN		11EL-44UN		44	6.35	11	0.6	0.6	
	11ER-40UN		11EL-40UN		40	6.35	11	0.6	0.6	
	11ER-36UN		11EL-36UN		36	6.35	11	0.6	0.6	
	11ER-32UN		11EL-32UN		32	6.35	11	0.6	0.6	
	11ER-28UN		11EL-28UN		28	6.35	11	0.6	0.7	
	11ER-27UN		11EL-27UN		27	6.35	11	0.7	0.8	
	11ER-24UN		11EL-24UN		24	6.35	11	0.7	0.8	
	11ER-20UN		11EL-20UN		20	6.35	11	0.8	0.9	
	11ER-18UN		11EL-18UN		18	6.35	11	0.8	1.0	
	11ER-16UN		11EL-16UN		16	6.35	11	0.9	1.1	
	11ER-14UN		11EL-14UN		14	6.35	11	0.9	1.1	
	16ER-64UN		16EL-64UN		64	9.525	16	0.8	0.4	
	16ER-56UN		16EL-56UN		56	9.525	16	0.7	0.4	
	16ER-48UN		16EL-48UN		48	9.525	16	0.6	0.6	
	16ER-44UN		16EL-44UN		44	9.525	16	0.6	0.6	
	16ER-40UN		16EL-40UN		40	9.525	16	0.6	0.6	
	16ER-36UN		16EL-36UN		36	9.525	16	0.6	0.6	
	16ER-32UN	● ●	16EL-32UN		32	9.525	16	0.6	0.6	
	16ER-28UN	● ●	16EL-28UN		28	9.525	16	0.6	0.7	
	16ER-27UN	○ ○	16EL-27UN		27	9.525	16	0.7	0.8	
	16ER-24UN	● ●	16EL-24UN		24	9.525	16	0.7	0.8	
	16ER-20UN	● ●	16EL-20UN		20	9.525	16	0.8	0.9	
	16ER-18UN	● ●	16EL-18UN		18	9.525	16	0.8	1.0	
	16ER-16UN	● ●	16EL-16UN		16	9.525	16	0.9	1.1	
	16ER-14UN	● ●	16EL-14UN		14	9.525	16	1.0	1.2	
	16ER-13UN	● ●	16EL-13UN		13	9.525	16	1.0	1.3	
	16ER-12UN	● ●	16EL-12UN		12	9.525	16	1.1	1.4	
	16ER-11.5UN	○ ○	16EL-11.5UN		11.5	9.525	16	1.1	1.5	
	16ER-11UN	● ●	16EL-11UN		11	9.525	16	1.1	1.5	
16ER-10UN	● ●	16EL-10UN		10	9.525	16	1.1	1.5		
16ER-9UN	● ●	16EL-9UN		9	9.525	16	1.2	1.7		
16ER-8UN	● ●	16EL-8UN		8	9.525	16	1.2	1.6		
22ER-7UN		22EL-7UN		7	12.7	22	1.6	2.3		
22ER-6UN		22EL-6UN		6	12.7	22	1.6	2.3		
22ER-5UN		22EL-5UN		5	12.7	22	1.7	2.5		
27ER-4.5UN		27EL-4.5UN		4.5	15.875	27	1.9	2.7		
27ER-4UN		27EL-4UN		4	15.875	27	2.1	3.0		

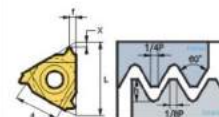
●: 库存项 ○: 准库存
●: Stock item ○: Underpring forstock

D
刀片系列
Insert Series



美制螺纹 American: UN,UNC,UNF,UNEF

类型 Type	型号 Designation 右手 (right)	YD930 KM10	型号 Designation 左手 (left)	YD930 KM10	TPI	尺寸 Dimensions(mm)				图片 Picture
						d	l	x	f	
	111R-64UN		111L-64UN		64	6.35	11	0.8	0.4	
	111R-56UN		111L-56UN		56	6.35	11	0.7	0.4	
	111R-48UN		111L-48UN		48	6.35	11	0.6	0.6	
	111R-44UN		111L-44UN		44	6.35	11	0.6	0.6	
	111R-40UN		111L-40UN		40	6.35	11	0.6	0.6	
	111R-36UN		111L-36UN		36	6.35	11	0.6	0.6	
	111R-32UN		111L-32UN		32	6.35	11	0.6	0.6	
	111R-28UN		111L-28UN		28	6.35	11	0.6	0.7	
	111R-27UN		111L-27UN		27	6.35	11	0.7	0.8	
	111R-24UN	○	111L-24UN		24	6.35	11	0.7	0.8	
	111R-20UN	○	111L-20UN		20	6.35	11	0.8	0.9	
	111R-18UN		111L-18UN		18	6.35	11	0.8	1.0	
	111R-16UN		111L-16UN		16	6.35	11	0.9	1.1	
	111R-14UN		111L-14UN		14	6.35	11	0.9	1.1	
	111R-12UN		111L-12UN		12	6.35	11	0.8	1.1	
	111R-11UN		111L-11UN		11	6.35	11	0.8	1.1	
	161R-64UN		161L-64UN		64	9.525	16	0.8	0.4	
	161R-56UN		161L-56UN		56	9.525	16	0.7	0.4	
	161R-48UN		161L-48UN		48	9.525	16	0.6	0.6	
	161R-44UN		161L-44UN		44	9.525	16	0.6	0.6	
外螺纹 Extrnal	161R-40UN		161L-40UN		40	9.525	16	0.6	0.6	
	161R-36UN		161L-36UN		36	9.525	16	0.6	0.6	
	161R-32UN		161L-32UN		32	9.525	16	0.6	0.6	
	161R-28UN	○	161L-28UN		28	9.525	16	0.6	0.7	
	161R-27UN	○	161L-27UN		27	9.525	16	0.7	0.8	
	161R-24UN	○	161L-24UN		24	9.525	16	0.7	0.8	
	161R-20UN	●	161L-20UN		20	9.525	16	0.8	0.9	
	161R-18UN	●	161L-18UN		18	9.525	16	0.8	1.0	
	161R-16UN	●	161L-16UN		16	9.525	16	0.9	1.1	
	161R-14UN	●	161L-14UN		14	9.525	16	0.9	1.2	
	161R-13UN	●	161L-13UN		13	9.525	16	1.0	1.3	
	161R-12UN	●	161L-12UN		12	9.525	16	1.1	1.4	
	161R-11.5UN	○	161L-11.5UN		11.5	9.525	16	1.1	1.5	
	161R-11UN	●	161L-11UN		11	9.525	16	1.1	1.5	
	161R-10UN	●	161L-10UN		10	9.525	16	1.1	1.5	
	161R-9UN	○	161L-9UN		9	9.525	16	1.2	1.7	
	161R-8UN	●	161L-8UN		8	9.525	16	1.2	1.5	
		221R-7UN		221L-7UN		7	12.7	22	1.6	2.3
	221R-6UN		221L-6UN		6	12.7	22	1.6	2.3	
	221R-5UN		221L-5UN		5	12.7	22	1.7	2.3	
	271R-4.5UN		IL27-4.5UN		4.5	15.875	27	1.9	2.4	
	271R-4UN		IL27-4UN		4	15.875	27	2.1	2.7	



D
刀片系列
Insert Series

●: 库存项 ○: 准库存
●: Stock item ○: Underpring forstock



惠氏螺纹 Whitworth: BSW,BSF,BSP

类型 Type	型号 Designation 右手 (right)	YD930	KM10	型号 Designation 左手 (left)	YD930	KM10	TPI	尺寸 Dimensions(mm)				图片 Picture
								d	l	x	f	
外螺纹 Extrnal	11ER-60W			11EL-60W			60	6.35	11	0.7	0.4	
	11ER-56W			11EL-56W			56	6.35	11	0.7	0.4	
	11ER-48W			11EL-48W			48	6.35	11	0.6	0.6	
	11ER-40W			11EL-40W			40	6.35	11	0.6	0.6	
	11ER-36W			11EL-36W			36	6.35	11	0.6	0.6	
	11ER-32W			11EL-32W			32	6.35	11	0.6	0.6	
	11ER-28W			11EL-28W			28	6.35	11	0.6	0.7	
	11ER-26W			11EL-26W			26	6.35	11	0.7	0.8	
	11ER-24W			11EL-24W			24	6.35	11	0.7	0.8	
	11ER-22W			11EL-22W			22	6.35	11	0.8	0.9	
	11ER-20W			11EL-20W			20	6.35	11	0.8	0.9	
	11ER-19W			11EL-19W			19	6.35	11	0.8	1.0	
	11ER-18W			11EL-18W			18	6.35	11	0.8	1.0	
	11ER-16W			11EL-16W			16	6.35	11	0.9	1.1	
	11ER-14W			11EL-14W			14	6.35	11	1.0	1.2	
	16ER-60W			16EL-60W			60	9.525	16	0.7	0.4	
	16ER-56W			16EL-56W			56	9.525	16	0.7	0.4	
	16ER-48W			16EL-48W			48	9.525	16	0.6	0.6	
	16ER-40W			16EL-40W			40	9.525	16	0.6	0.6	
	16ER-36W			16EL-36W			36	9.525	16	0.6	0.6	
	16ER-32W	●	●	16EL-32W			32	9.525	16	0.6	0.6	
	16ER-30W			16EL-30W			30	9.525	16	0.6	0.7	
	16ER-28W	●	●	16EL-28W			28	9.525	16	0.6	0.7	
	16ER-26W			16EL-26W			26	9.525	16	0.7	0.8	
	16ER-24W	●	●	16EL-24W			24	9.525	16	0.7	0.8	
	16ER-22W			16EL-22W			22	9.525	16	0.8	0.9	
	16ER-20W	●	●	16EL-20W			20	9.525	16	0.8	0.9	
	16ER-19W	●	●	16EL-19W			19	9.525	16	0.8	1.0	
	16ER-18W	●	●	16EL-18W			18	9.525	16	0.8	1.0	
	16ER-16W	●	●	16EL-16W			16	9.525	16	0.9	1.1	
	16ER-14W	●	●	16EL-14W			14	9.525	16	1.0	1.2	
	16ER-12W	●	●	16EL-12W			12	9.525	16	1.1	1.4	
	16ER-11W	●	●	16EL-11W			11	9.525	16	1.1	1.5	
	16ER-10W			16EL-10W			10	9.525	16	1.1	1.5	
	16ER-9W			16EL-9W			9	9.525	16	1.2	1.7	
	16ER-8W	●	●	16EL-8W			8	9.525	16	1.2	1.5	
22ER-7W			22EL-7W			7	12.7	22	1.6	2.3		
22ER-6W			22EL-6W			6	12.7	22	1.6	2.3		
22ER-5W			22EL-5W			5	12.7	22	1.7	2.4		
27ER-4.5W			27EL-4.5W			4.5	15.875	27	1.8	2.6		
27ER-4W			27EL-4W			4	15.875	27	2.0	2.9		

●: 库存项 ○: 准库存
●: Stock item ○: Underpring forstock



惠氏螺纹 Whitworth: BSW,BSF,BSP

类型 Type	型号 Designation		YD930	KW10	TPI	尺寸 Dimensions(mm)				图片 Picture
	右手 (right)	左手 (left)				d	l	x	f	
外螺纹 Extrnal	111R-60W	111L-60W			60	6.35	11	0.7	0.4	
	111R-56W	111L-56W			56	6.35	11	0.7	0.4	
	111R-48W	111L-48W			48	6.35	11	0.6	0.6	
	111R-40W	111L-40W			40	6.35	11	0.6	0.6	
	111R-36W	111L-36W			36	6.35	11	0.6	0.6	
	111R-32W	111L-32W			32	6.35	11	0.6	0.6	
	111R-28W	111L-28W			28	6.35	11	0.6	0.7	
	111R-26W	111L-26W			26	6.35	11	0.7	0.8	
	111R-24W	111L-24W			24	6.35	11	0.7	0.8	
	111R-22W	111L-22W			22	6.35	11	0.8	0.9	
	111R-20W	111L-20W			20	6.35	11	0.8	0.9	
	111R-19W	111L-19W			19	6.35	11	0.8	1.0	
	111R-18W	111L-18W			18	6.35	11	0.8	1.0	
	111R-16W	111L-16W			16	6.35	11	0.9	1.1	
	111R-14W	111L-14W			14	6.35	11	0.9	1.1	
	111R-12W	111L-12W			12	6.35	11	0.9	1.2	
	161R-60W	161L-60W			60	9.525	16	0.7	0.4	
	161R-56W	161L-56W			56	9.525	16	0.7	0.4	
	161R-48W	161L-48W			48	9.525	16	0.6	0.6	
	161R-40W	161L-40W			40	9.525	16	0.6	0.6	
	161R-36W	161L-36W			36	9.525	16	0.6	0.6	
	161R-32W	161L-32W			32	9.525	16	0.6	0.6	
	161R-30W	161L-30W			30	9.525	16	0.6	0.7	
	161R-28W	161L-28W			28	9.525	16	0.6	0.7	
	161R-26W	161L-26W			26	9.525	16	0.7	0.8	
	161R-24W	161L-24W			24	9.525	16	0.7	0.8	
	161R-22W	161L-22W			22	9.525	16	0.8	0.9	
	161R-20W	161L-20W	○ ○		20	9.525	16	0.8	0.9	
	161R-19W	161L-19W	● ●		19	9.525	16	0.8	1.0	
	161R-18W	161L-18W	● ●		18	9.525	16	0.8	1.0	
	161R-16W	161L-16W	○ ○		16	9.525	16	0.9	1.1	
	161R-14W	161L-14W	● ●		14	9.525	16	1.0	1.2	
	161R-12W	161L-12W	● ●		12	9.525	16	1.1	1.4	
	161R-11W	161L-11W	● ●		11	9.525	16	1.1	1.5	
	161R-10W	161L-10W	● ●		10	9.525	16	1.1	1.5	
	161R-9W	161L-9W	● ●		9	9.525	16	1.2	1.7	
	161R-8W	161L-8W	● ●		8	9.525	16	1.2	1.5	
	221R-7W	221L-7W			7	12.7	22	1.6	2.3	
	221R-6W	221L-6W			6	12.7	22	1.6	2.3	
	221R-5W	221L-5W			5	12.7	22	1.7	2.4	
271R-4.5W	271L-4.5W			4.5	15.875	27	1.8	2.6		
271R-4W	271L-4W			4	15.875	27	2.0	2.9		

●: 库存项 ○: 准库存
●: Stock item ○: Underpring forstock

D
刀片系列
Insert Series



BSPT英制标准 British Standard pipe Thread

类型 Type	型号 Designation 右手 (right)	YD930 KM10	型号 Designation 左手 (left)	YD930 KM10	TPI	尺寸 Dimensions(mm)				图片 Picture
						d	l	x	f	
外螺纹 Extrnal	11ER-28BSPT		11EL-28BSPT		28	6.35	11	0.6	0.6	
	11ER-19BSPT		11EL-19BSPT		19	6.35	11	0.8	0.9	
	11ER-14BSPT		11EL-14BSPT		14	6.35	11	0.9	1.0	
	16ER-28BSPT	●	16EL-28BSPT		28	9.525	16	0.6	0.6	
	16ER-19BSPT	●	16EL-19BSPT		19	9.525	16	0.8	0.9	
	16ER-14BSPT	●	16EL-14BSPT		14	9.525	16	1.0	1.2	
	16ER-11BSPT	●	16EL-11BSPT		11	9.525	16	1.1	1.5	
内螺纹 Internla	11IR-28BSPT		11IL-28BSPT		28	6.35	11	0.6	0.6	
	11IR-19BSPT	●	11IL-19BSPT		19	6.35	11	0.8	0.9	
	11IR-14BSPT	●	11IL-14BSPT		14	6.35	11	0.9	1.0	
	16IR-28BSPT	○	16IL-28BSPT		28	9.525	16	0.6	0.6	
	16IR-19BSPT	●	16IL-19BSPT		19	9.525	16	0.8	0.9	
	16IR-14BSPT	●	16IL-14BSPT		14	9.525	16	1.0	1.2	
	16IR-11BSPT	●	16IL-11BSPT		11	9.525	16	1.1	1.5	

美制60° 锥管螺纹 National Pipe Thread: NPT

类型 Type	型号 Designation 右手 (right)	YD930 KM10	型号 Designation 左手 (left)	YD930 KM10	TPI	尺寸 Dimensions(mm)				图片 Picture
						d	l	x	f	
外螺纹 Extrnal	11ER-27NPT		11EL-27NPT		27	6.35	11	0.7	0.8	
	11ER-18NPT		11EL-18NPT		18	6.35	11	0.8	1.0	
	11ER-14NPT		11EL-14NPT		14	6.35	11	0.8	1.0	
	16ER-27NPT	○	16EL-27NPT		27	9.525	16	0.7	0.8	
	16ER-18NPT	●	16EL-18NPT		18	9.525	16	0.8	1.0	
	16ER-14NPT	●	16EL-14NPT		14	9.525	16	0.9	1.2	
	16ER-11.5NPT	●	16EL-11.5NPT		11.5	9.525	16	1.1	1.5	
16ER-8NPT	●	16EL-8NPT		8	9.525	16	1.3	1.8		
内螺纹 Internla	11IR-27NPT		11IL-27NPT		27	6.35	11	0.7	0.8	
	11IR-18NPT	●	11IL-18NPT		18	6.35	11	0.8	1.0	
	11IR-14NPT	●	11IL-14NPT		14	6.35	11	0.8	1.0	
	16IR-27NPT	○	16IL-27NPT		27	9.525	16	0.7	0.8	
	16IR-18NPT	●	16IL-18NPT		18	9.525	16	0.8	1.0	
	16IR-14NPT	●	16IL-14NPT		14	9.525	16	0.9	1.2	
	16IR-11.5NPT	●	16IL-11.5NPT		11.5	9.525	16	1.1	1.5	
16IR-8NPT	●	16IL-8NPT		8	9.525	16	1.3	1.8		

美制干密封直管螺纹 National Pipe thread-Dryseal: NPTF

类型 Type	型号 Designation 右手 (right)	YD930 KM10	型号 Designation 左手 (left)	YD930 KM10	TPI	尺寸 Dimensions(mm)				图片 Picture
						d	l	x	f	
外螺纹 Extrnal	11ER-27NPTF		11EL-27NPTF		27	6.35	11	0.7	0.8	
	11ER-18NPTF		11EL-18NPTF		18	6.35	11	0.8	1.0	
	11ER-14NPTF		11EL-14NPTF		14	6.35	11	0.8	1.0	
	16ER-27NPTF	○	16EL-27NPTF		27	9.525	16	0.7	0.8	
	16ER-18NPTF	○	16EL-18NPTF		18	9.525	16	0.8	1.0	
	16ER-14NPTF	●	16EL-14NPTF		14	9.525	16	0.9	1.2	
	16ER-11.5NPTF	●	16EL-11.5NPTF		11.5	9.525	16	1.1	1.5	
16ER-8NPTF	●	16EL-8NPTF		8	9.525	16	1.3	1.8		
内螺纹 Internla	11IR-27NPTF		11IL-27NPTF		27	6.35	11	0.7	0.8	
	11IR-18NPTF	○	11IL-18NPTF		18	6.35	11	0.8	1.0	
	11IR-14NPTF	○	11IL-14NPTF		14	6.35	11	0.8	1.0	
	16IR-27NPTF		16IL-27NPTF		27	9.525	16	0.7	0.8	
	16IR-18NPTF		16IL-18NPTF		18	9.525	16	0.8	1.0	
	16IR-14NPTF	●	16IL-14NPTF		14	9.525	16	0.9	1.2	
	16IR-11.5NPTF	●	16IL-11.5NPTF		11.5	9.525	16	1.1	1.5	
16IR-8NPTF	○	16IL-8NPTF		8	9.525	16	1.3	1.8		



DIN405 圆齿螺纹 Round DIN405

类型 Type	型号 Designation 右手 (right)	YD930	KM10	型号 Designation 左手 (left)	YD930	KM10	TPI	尺寸 Dimensions(mm)				图片 Picture
								d	l	x	f	
外螺纹 Extrnal	16ER-10RD	●	●	16EL-10RD			10	9.525	16	1.1	1.2	
	16ER-8RD	●	●	16EL-8RD			8	9.525	16	1.4	1.3	
	16ER-6RD	○	○	16EL-6RD			6	9.525	16	1.5	1.7	
	22ER-6RD			22EL-6RD			6	12.7	22	1.5	1.7	
	22ER-4RD			22EL-4RD			4	12.7	22	2.2	2.3	
	27ER-4RD			27EL-4RD			4	15.875	27	2.2	2.3	
内螺纹 Internla	16IR-10RD	●	●	16IL-10RD			10	9.525	16	1.1	1.2	
	16IR-8RD	○	○	16IL-8RD			8	9.525	16	1.4	1.4	
	16IR-6RD	○	○	16IL-6RD			6	9.525	16	1.4	1.5	
	22IR-6RD			22IL-6RD			6	12.7	22	1.5	1.7	
	22IR-4RD			22IL-4RD			4	12.7	22	2.2	2.3	
	27IR-4RD			27IL-4RD			4	15.875	27	2.2	2.3	

DIN103 梯形螺纹 Trapez DIN103

类型 Type	型号 Designation 右手 (right)	YD930	KM10	型号 Designation 左手 (left)	YD930	KM10	螺距 (mm)	尺寸 Dimensions(mm)				图片 Picture
								d	l	x	f	
外螺纹 Extrnal	11ER-1.5TR	○	○	11EL-1.5TR			1.5	6.35	11	0.8	0.9	
	16ER-1.5TR	●	●	16EL-1.5TR			1.5	9.525	16	1.0	1.1	
	16ER-2.0TR	●	●	16EL-2.0TR			2.0	9.525	16	1.1	1.3	
	16ER-3.0TR	●	●	16EL-3.0TR			3.0	9.525	16	1.3	1.5	
	22ER-4.0TR	●	●	22EL-4.0TR			4.0	12.7	22	1.7	1.9	
	22ER-5.0TR	●	●	22EL-5.0TR			5.0	12.7	22	2.1	2.5	
内螺纹 Internla	27ER-6.0TR	●	●	27EL-6.0TR			6.0	15.875	27	2.3	2.7	
	11IR-1.5TR	●	●	11IL-1.5TR			1.5	6.35	11	0.8	0.9	
	16IR-1.5TR	●	●	16IL-1.5TR			1.5	9.525	16	1.0	1.1	
	16IR-2.0TR	○	○	16IL-2.0TR			2.0	9.525	16	1.1	1.3	
	16IR-2.5TR	●	●	16IL-2.5TR			2.5	9.525	16	1.2	1.4	
	16IR-3.0TR	●	●	16IL-3.0TR			3.0	9.525	16	1.3	1.5	
	22IR-4.0TR	●	●	22IL-4.0TR			4.0	12.7	22	1.7	1.9	
	22IR-5.0TR	●	●	22IL-5.0TR			5.0	12.7	22	2.1	2.5	
	27IR-6.0TR	●	●	27IL-6.0TR			6.0	15.875	27	2.3	2.7	

美式梯形螺纹 ACME American ACME

类型 Type	型号 Designation 右手 (right)	YD930	KM10	TPI	YD930	KM10	尺寸 Dimensions(mm)				图片 Picture	
							d	l	x	f		
外螺纹 Extrnal	11ER-16ACME			11EL-16ACME			16	6.35	11	1.0	1.1	
	16ER-16ACME			16EL-16ACME			16	9.525	16	1.0	1.1	
	16ER-14ACME			16EL-14ACME			14	9.525	16	1.0	1.2	
	16ER-12ACME	●	●	16EL-12ACME			12	9.525	16	1.1	1.2	
	16ER-10ACME	●	●	16EL-10ACME			10	9.525	16	1.3	1.4	
	16ER-8ACME	●	●	16EL-8ACME			8	9.525	16	1.4	1.5	
	16ER-6ACME	○	○	16EL-6ACME			6	9.525	16	1.7	1.9	
	22ER-6ACME	○	○	22EL-6ACME			6	12.7	22	1.8	2.1	
	22ER-5ACME			22EL-5ACME			5	12.7	22	2.0	2.3	
	27ER-4ACME			27EL-4ACME			4	15.875	27	2.4	2.7	
内螺纹 Internla	11IR-16ACME			11IL-16ACME			16	6.35	11	0.9	0.9	
	16IR-16ACME			16IL-16ACME			16	9.525	16	1.0	1.1	
	16IR-14ACME			16IL-14ACME			14	9.525	16	1.1	1.2	
	16IR-12ACME	●	●	16IL-12ACME			12	9.525	16	1.2	1.3	
	16IR-10ACME	●	●	16IL-10ACME			10	9.525	16	1.2	1.3	
	16IR-8ACME	●	●	16IL-8ACME			8	9.525	16	1.4	1.5	
	16IR-6ACME	○	○	16IL-6ACME			6	9.525	16	1.7	1.9	
	22IR-6ACME	○	○	22IL-6ACME			6	12.7	22	1.8	2.1	
	22IR-5ACME			22IL-5ACME			5	12.7	22	2.0	2.3	
	27IR-4ACME			27IL-4ACME			4	15.875	27	2.3	2.6	

●: 库存项 ○: 准库存
●: Stock item ○: Underpring forstock



美制短牙梯形螺纹 STUB ACME

类型 Type	型号 Designation 右手 (right)	YD830	KM10	型号 Designation 左手 (left)	YD830	KM10	TPI	尺寸 Dimensions(mm)				图片 Picture
								d	l	x	f	
外螺纹 Extrnal	11ER-16STACME			11EL-16STACME			16	6.35	11	1.0	1.0	
	16ER-16STACME			16EL-16STACME			16	9.525	16	1.0	1.0	
	16ER-14STACME			16EL-14STACME			14	9.525	16	1.1	1.1	
	16ER-12STACME			16EL-12STACME			12	9.525	16	1.2	1.2	
	16ER-10STACME			16EL-10STACME			10	9.525	16	1.2	1.3	
	16ER-8STACME			16EL-8STACME			8	9.525	16	1.4	1.5	
	16ER-6STACME			16EL-6STACME			6	9.525	16	1.7	1.8	
	22ER-6STACME			22EL-6STACME			6	12.7	22	1.7	1.8	
	22ER-5STACME			22EL-5STACME			5	12.7	22	2.1	2.3	
	27ER-4STACME			27EL-4STACME			4	15.875	27	2.3	2.4	
27ER-3STACME			27EL-3STACME			3	15.875	27	2.9	2.9		
内螺纹 Internla	11IR-16STACME			11IL-16STACME			16	6.35	11	1.0	1.0	
	16IR-16STACME			16IL-16STACME			16	9.525	16	1.0	1.0	
	16IR-14STACME			16IL-14STACME			14	9.525	16	1.1	1.1	
	16IR-12STACME			16IL-12STACME			12	9.525	16	1.1	1.2	
	16IR-10STACME			16IL-10STACME			10	9.525	16	1.2	1.3	
	16IR-8STACME			16IL-8STACME			8	9.525	16	1.4	1.5	
	16IR-6STACME			16IL-6STACME			6	9.525	16	1.7	1.8	
	22IR-6STACME			22IL-6STACME			6	12.7	22	1.7	1.8	
	22IR-5STACME			22IL-5STACME			5	12.7	22	2.1	2.3	
	27IR-4STACME			27IL-4STACME			4	15.875	27	2.3	2.4	
27IR-3STACME			27IL-3STACME			3	15.875	27	2.9	2.9		



精密圆弧牙顶60° 螺纹UNJ

类型 Type	型号 Designation 右手 (right)	YD830	KM10	型号 Designation 左手 (left)	YD830	KM10	TPI	尺寸 Dimensions(mm)				图片 Picture
								d	l	x	f	
外螺纹 Extrnal	11ER-48UNJ			11EL-48UNJ			48	6.35	11	0.6	0.5	
	11ER-44UNJ			11EL-44UNJ			44	6.35	11	0.6	0.6	
	11ER-40UNJ			11EL-40UNJ			40	6.35	11	0.6	0.6	
	11ER-36UNJ			11EL-36UNJ			36	6.35	11	0.6	0.6	
	11ER-32UNJ			11EL-32UNJ			32	6.35	11	0.6	0.7	
	11ER-28UNJ			11EL-28UNJ			28	6.35	11	0.7	0.7	
	11ER-24UNJ			11EL-24UNJ			24	6.35	11	0.7	0.8	
	11ER-20UNJ			11EL-20UNJ			20	6.35	11	0.8	0.9	
	11ER-18UNJ			11EL-18UNJ			18	6.35	11	0.8	1.0	
	11ER-16UNJ			11EL-16UNJ			16	6.35	11	0.9	1.1	
	11ER-14UNJ			11EL-14UNJ			14	6.35	11	1.0	1.2	
	16ER-48UNJ			16EL-48UNJ			48	9.525	16	0.6	0.5	
	16ER-44UNJ			16EL-44UNJ			44	9.525	16	0.6	0.6	
	16ER-40UNJ			16EL-40UNJ			40	9.525	16	0.6	0.6	
	16ER-36UNJ			16EL-36UNJ			36	9.525	16	0.6	0.6	
	16ER-32UNJ			16EL-32UNJ			32	9.525	16	0.6	0.7	
	16ER-28UNJ			16EL-28UNJ			28	9.525	16	0.7	0.7	
	16ER-24UNJ			16EL-24UNJ			24	9.525	16	0.7	0.8	
	16ER-20UNJ			16EL-20UNJ			20	9.525	16	0.8	0.9	
	16ER-18UNJ			16EL-18UNJ			18	9.525	16	0.8	1.0	
	16ER-16UNJ			16EL-16UNJ			16	9.525	16	0.9	1.1	
	16ER-14UNJ			16EL-14UNJ			14	9.525	16	1.0	1.2	
	16ER-13UNJ			16EL-13UNJ			13	9.525	16	1.0	1.3	
	16ER-12UNJ			16EL-12UNJ			12	9.525	16	1.1	1.3	
	16ER-11UNJ			16EL-11UNJ			11	9.525	16	1.2	1.5	
	16ER-10UNJ			16EL-10UNJ			10	9.525	16	1.2	1.5	
	16ER-9UNJ			16EL-9UNJ			9	9.525	16	1.3	1.7	
	16ER-8UNJ			16EL-8UNJ			8	9.525	16	1.2	1.6	
	22ER-7UNJ			22EL-7UNJ			7	12.7	22	1.7	2.3	
	22ER-6UNJ			22EL-6UNJ			6	12.7	22	1.7	2.3	
	22ER-5UNJ			22EL-5UNJ			5	12.7	22	1.8	2.5	
	27ER-4.5UNJ			27EL-4.5UNJ			4.5	15.875	27	2.0	2.7	
	27ER-4UNJ			27EL-4UNJ			4	15.875	27	2.2	3.0	

D
刀片系列



精密圆弧牙顶60° 螺纹UNJ

类型 Type	型号 Designation 右手 (right)	YD930	KW10	型号 Designation 左手 (left)	YD930	KW10	TPI	尺寸 Dimensions(mm)				图片 Picture
								d	l	x	f	
内螺纹 Internal	111R-48UNJ			111L-48UNJ			48	6.35	11	0.6	0.5	
	111R-44UNJ			111L-44UNJ			44	6.35	11	0.6	0.6	
	111R-40UNJ			111L-40UNJ			40	6.35	11	0.6	0.6	
	111R-36UNJ			111L-36UNJ			36	6.35	11	0.6	0.6	
	111R-32UNJ			111L-32UNJ			32	6.35	11	0.6	0.7	
	111R-28UNJ			111L-28UNJ			28	6.35	11	0.7	0.7	
	111R-24UNJ			111L-24UNJ			24	6.35	11	0.7	0.8	
	111R-20UNJ			111L-20UNJ			20	6.35	11	0.8	0.9	
	111R-18UNJ			111L-18UNJ			18	6.35	11	0.8	1.0	
	111R-16UNJ			111L-16UNJ			16	6.35	11	0.9	1.1	
	111R-14UNJ			111L-14UNJ			14	9.525	11	1.0	1.2	
	161R-48UNJ			161L-48UNJ			48	9.525	16	0.6	0.5	
	161R-44UNJ			161L-44UNJ			44	9.525	16	0.6	0.6	
	161R-40UNJ			161L-40UNJ			40	9.525	16	0.6	0.6	
	161R-36UNJ			161L-36UNJ			36	9.525	16	0.6	0.6	
	161R-32UNJ			161L-32UNJ			32	9.525	16	0.6	0.7	
	161R-28UNJ			161L-28UNJ			28	9.525	16	0.7	0.7	
	161R-24UNJ			161L-24UNJ			24	9.525	16	0.7	0.8	
	161R-20UNJ			161L-20UNJ			20	9.525	16	0.8	0.9	
	161R-18UNJ			161L-18UNJ			18	9.555	16	0.8	1.0	
	161R-16UNJ			161L-16UNJ			16	9.525	16	0.9	1.1	
	161R-14UNJ			161L-14UNJ			14	9.525	16	1.0	1.2	
	161R-13UNJ			161L-13UNJ			13	9.525	16	1.0	1.3	
	161R-12UNJ			161L-12UNJ			12	9.525	16	1.1	1.3	
	161R-11UNJ			161L-11UNJ			11	9.525	16	1.2	1.5	
	161R-10UNJ			161L-10UNJ			10	9.525	16	1.2	1.5	
	161R-9UNJ			161L-9UNJ			9	9.525	16	1.3	1.7	
	161R-8UNJ			161L-8UNJ			8	9.525	16	1.2	1.6	
	221R-7UNJ			221L-7UNJ			7	12.7	22	1.7	2.3	
	221R-6UNJ			221L-6UNJ			6	12.7	22	1.7	2.3	
221R-5UNJ			221L-5UNJ			5	12.7	22	1.8	2.5		
271R-4.5UNJ			271L-4.5UNJ			4.5	15.875	27	2.0	2.7		
271R-4UNJ			271L-4UNJ			4	15.875	27	2.2	3.0		



美制锯齿螺纹 American Buttress

类型 Type	型号 Designation 右手 (right)	YD930	KW10	型号 Designation 左手 (left)	YD930	KW10	TPI	尺寸 Dimensions(mm)				图片 Picture
								d	l	x	f	
外螺纹 Extrnal	11ER-20ABUT			11EL-20ABUT			20	6.35	11	1.0	1.4	
	11ER-16ABUT			11EL-16ABUT			16	6.35	11	1.3	1.9	
	16ER-20ABUT			16EL-20ABUT			20	9.525	16	1.0	1.4	
	16ER-16ABUT			16EL-16ABUT			16	9.525	16	1.3	1.9	
	16ER-12ABUT			16EL-12ABUT			12	9.525	16	1.4	2.0	
	16ER-10ABUT			16EL-10ABUT			10	9.525	16	1.5	2.3	
	22ER-8ABUT			22EL-8ABUT			8	12.7	22	2.0	3.2	
	22ER-6ABUT			22EL-6ABUT			6	12.7	22	2.2	3.5	
内螺纹 Internal	11IR-20ABUT			11IL-20ABUT			20	6.35	11	1.0	1.4	
	11IR-16ABUT			11IL-16ABUT			16	6.35	11	1.3	1.9	
	16IR-20ABUT			16IL-20ABUT			20	9.525	16	1.0	1.4	
	16IR-16ABUT			16IL-16ABUT			16	9.525	16	1.3	1.9	
	16IR-12ABUT			16IL-12ABUT			12	9.525	16	1.4	2.0	
	16IR-10ABUT			16IL-10ABUT			10	9.525	16	1.5	2.3	
	22IR-8ABUT			22IL-8ABUT			8	12.7	22	2.0	3.2	
	22IR-6ABUT			22IL-6ABUT			6	12.7	22	2.2	3.5	

- : 库存项 ○ : 准库存
- : Stock item ○ : Underpring forstock

D
刀片系列
Insert Series



美制锯齿螺纹 American Buttress

类型 Type	型号 Designation 右手 (right)	YD930 KW10	型号 Designation 左手 (left)	YD930 KW10	TPI	尺寸 Dimensions(mm)				图片 Picture
						d	l	x	f	
外螺纹 External	16ER-16BBUT		16EL-16BBUT		16	9.525	16	1.1	1.6	
	16ER-12BBUT		16EL-12BBUT		12	9.525	16	1.4	2.1	
	16ER-10BBUT		16EL-10BBUT		10	9.525	16	1.4	2.2	
	16ER-8BBUT		16EL-8BBUT		8	9.525	16	1.6	2.5	
	22ER-8BBUT		22EL-8BBUT		8	12.7	22	1.6	2.5	
内螺纹 Internal	16IR-16BBUT		16IL-16BBUT		16	9.525	16	1.1	1.6	
	16IR-12BBUT		16IL-12BBUT		12	9.525	16	1.4	2.1	
	16IR-10BBUT		16IL-10BBUT		10	9.525	16	1.4	2.2	
	16IR-8BBUT		16IL-8BBUT		8	9.525	16	1.6	2.5	
	22IR-8BBUT		22IL-8BBUT		8	12.7	22	1.6	2.5	



立式车螺纹刀片 Vertical threading inserts

类型 Type	型号 Designation 右手 (right)	YD930 KW10	型号 Designation 左手 (left)	YD930 KW10	螺距 (mm)	TPI	尺寸 Dimensions(mm)			图片 Picture
							d	l	x	
不完全修光刀片	16VER-A60	○ ○	16VEL-A60		0.5~1.5	48~16	9.525	16	0.9	
	16VER-G60	● ●	16VEL-G60		1.75~3.0	14~8	9.525	16	1.7	
	16VER-AG60	● ●	16VEL-AG60		0.5~3.0	48~8	9.525	16	1.7	
	22VER-G60	○ ○	22VEL-G60		1.75~3.0	14~8	12.7	22	2.5	
	22VER-N60	● ●	22VEL-N60		3.5~5.0	7~5	12.7	22	2.5	
不完全修光刀片	16VER-A55	○ ○	16VEL-A55		0.5~1.5	48~16	9.525	16	0.9	
	16VER-G55	● ●	16VEL-G55		1.75~3.0	14~8	9.525	16	1.7	
	16VER-AG55	● ●	16VEL-AG55		0.5~3.0	48~8	9.525	16	1.7	
	22VER-G55	○ ○	22VEL-G55		1.75~3.0	14~8	12.7	22	2.5	
	22VER-N55	● ●	22VEL-N55		3.5~5.0	7~5	12.7	22	2.5	



JTGR 立装外切槽用 JTGR Vertical external groove

图片 Picture	刀片型号	尺寸 Dimensions(mm)			YD930		KW10	
		W ^{0.004}	φd	S	R	L	R	L
	JTGR/L3100	1.00	9.525	3.97	●		●	
	JTGR/L3115	1.15			○		○	
	JTGR/L3120	1.20			●		●	
	JTGR/L3135	1.35			○		○	
	JTGR/L3150	1.50			●		●	
	JTGR/L3165	1.65			●		●	
	JTGR/L3175	1.75			●		●	
	JTGR/L3195	1.95			○		○	
	JTGR/L3200	2.00			●		●	
	JTGR/L3220	2.20			●		●	
	JTGR/L3250	2.50			●		●	
	JTGR/L3265	2.65			●		●	
	JTGR/L3300	3.00			●		●	

●: 库存项 ○: 准库存
●: Stock item ○: Underpring forstock



螺纹加工常见的问题及解决办法

问题	原因	措施
后刀面磨损过大	切削速度太高	降低切削速度
	进刀太浅, 发生摩擦磨损	减少进刀次数, 减小切削刃摩擦次数
	刀片位于中心线以上	采用正确的中心高
左, 右切削刃磨损不均	刀片刃倾角与螺纹螺旋角不一致	更换合适的刀垫已获得正确的刀刃倾角
	侧向进刀方式不正确	改变侧向进刀方式
崩刃, 破损	切削速度过慢	提高切削速度
	切削力过大	增加进刀数, 减少最大的进刀量
	在不稳定夹紧状态下切削	检查工件是否有震动 缩小刀具悬伸量 确认工件刀具的夹紧状态
	缠屑	增加冷却液供应
塑性变形	切削速度快, 切削区域温度过高	提高切削速度 增加进刀次数, 减小最大进给深度。
	切削液供给不充分	增加冷却液供应
螺纹表面质量不高	切削速度太低 刀片位于中心高上 切屑不受控制	提高切削速度 调整中心高 变更刀具的进行方式, 稳妥处理刀屑
螺纹牙形不正确	中心高不正确	调整中心高
	机床上的螺距不正确	矫正机床
浅牙形	切削深度设定不确定	修改切削深度
表面损伤	发生切屑卷入或接触	改为齿侧面横切, 控制到屑排出方向。
产生积屑瘤	切削温度太低。 常常发生在加工不锈钢和低碳钢时	提高切削速度和切削液压力与浓度 选择有良好韧性的刀片
表面出现挤裂	切削力过大	降低每步切削深度
震动	工件或刀具的夹紧不正确	确认工件与刀具的夹紧状态 最小化刀具悬深
	切削参数不正确	提高切削速度或大幅度降低切削速度
	刀具装夹不正确	调整中心高度



The threaded processing common problems and solutions

Problem	Possible Cause	Solution
Excessive flank wear	Cutting speed too high	Reduce cutting speed
	Too small depth of cut cause frictional wear	Reduce the number of passes and cutting friction on the cutting edge
	Insert is over the center line	Use the right center height
Uneven wear in the left and right flank faces	Incorrect relief angles for the thread's lead angle	Select a proper shim to get a correct cutting edge inclination
	Flank infeed method is not appropriate	Change to alternative flank infeed
Edge breakage	Too low cutting speed	Increase the cutting speed
	Too large cutting force	Increase the number of passes, Decrease the depth of cut
	Cutting in unstable holding of the workpiece and the tool	Check stability of the workReduce the cutter overhang Check the holding of the workpiece and the tool
	winding crumbs	Supply sufficient coolant to the cutting point
Distinct Plastic deformation	Too high cutting speed excess temperature in the cutting area	Increase the cutting speed Increase the feeding times, reduce the maximal depth of cut
	Insufficient coolant supply	Supply sufficient coolant to the cutting point
Poor surface finish	cutting speed too slow Inserts is over the center height Uncontrolled cutting chip	Increase the cutting speed Adjust the center high Change the tool path mode, dispose the chip properly
Inaccurate thread form	Incorrect center height	Adjust the machine tool
	Inaccurate tool setting	Adjust the depth of cut
Shallow thread form	Incorrect depth of cut	Adjust the depth of cut
Surface damage	Chip involved or touched	Instead of tooth flank crosscut Regulate the direction of the chip expelled
Build-up edge	Too low cutting edge temperature Occured in processing stainless steel and low carbon steel	Increase the cutting speed Increase the pressure and concentration of cutting fluid Select inserts with good toughness
Insert cracking	the cutting force is too large	Reduce the depth of cut per pass
Shake	Incorrect holding of the workpiece and the tool	Check the holding of workpiece and tool Minimize the cutter overhang
	Incorrect cutting parameters	Increase the cutting speed or reduce cutting speed substantially
	Incorrect tool clamping systems	Adjust the center height



材质 Grade	应用 Appica Tion	图例 Sample
YD930	在微粒硬质合金母材上覆上耐熔着性、抗氧化性优良的PVD涂层 用途：通用于钢到不锈钢的加工，高进给加工 In cemented carbide particles on the parent metal is covered in resistance, oxidation resistance, excellent PVD coating Purpose: general steel to stainless steel processing, feed processing	
KW10	K种硬质合金 (K10相当) 用途：铸铁、有色金属、非金属的稳定加工 K kinds of hard alloy (k10/19 dated fairly) Purpose: the stability of the cast iron, non-ferrous metals, non-metallic processing	

螺纹车削技术资料 Technical Information For Threading

■ 根据不同被加工件推荐切削速度 (VC) Thread tuning speed selection

材质 Grade		ISOvc (M/M/IN)	
		YD930	KW10
P	中&低碳钢 Low & Medium Carbon Steels	20-100	
	高碳钢 High Carbon Steels	30-80	
	合金钢、调质钢 Alloy Steels & Treated Steels	40-90	
	铸钢 Cast Steels	40-90	
M	不锈钢 Stain less Steels	30-90	
K	铸铁 Cast Iron	40-90	
N	非铁合金 Non Ferrous & Aluminium	20-120	140-290

■ 转速N计算 Calculation of N (PRM)

$$VC = \frac{\pi \times D \times N}{1000}$$

$$N = \frac{vc \times 1000}{\pi \times D}$$

N-每分钟转速 Revolution per Minute (min-1)
VC-切削速度 Cutting Speed (m/min)
D-被加工件直径 Workpiece Diameter (mm)

■ 进刀次数 Number of passes

螺距	mm	0.50	0.75	1.00	1.25	1.50	1.75	2.00
Pitch	TPI	48	32	24	20	16	14	12
进刀次数	NO. of passes	4-6	4-7	4-8	5-9	6-10	7-12	7-12
螺距	mm	2.50	3.00	3.50	4.00	5.00	5.50	6.00
Pitch	TPI	10	8	17	6	5.5	4.5	4
进刀次数	NO. of passes	8-14	9-16	10-18	11-18	11-19	12-20	12-20
螺距	mm	8.00						
Pitch	TPI	3						
进刀次数	NO. of passes	15-24						

注意:



1. 中高数值适合大多数情况。
2. 越硬的材料可以选择越多的走到次数。
3. 较多的走刀次数，比较快的切削速度更利于加工。
4. 每次进给都应确保机床的负荷程度。

NOTES:

1. For most stand ard applications, the middle of the range is a good starting point.
2. For most materials, the tougher the material, the higher the number of cutting passes you should select.
3. As a general rule of thumb , less passes are better that more speed.
4. Infeed per pass should ensure an even machine load.

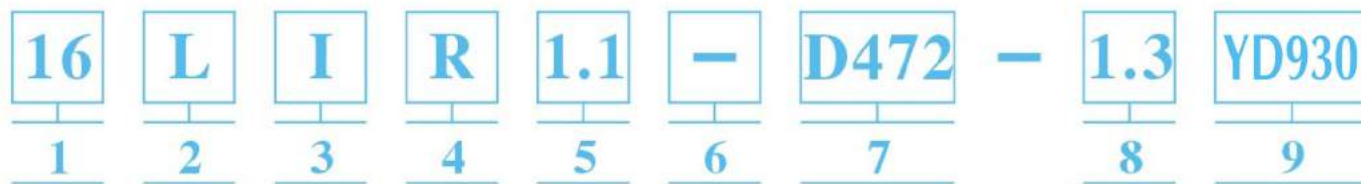
切槽刀片 D

GROOVING INSERT

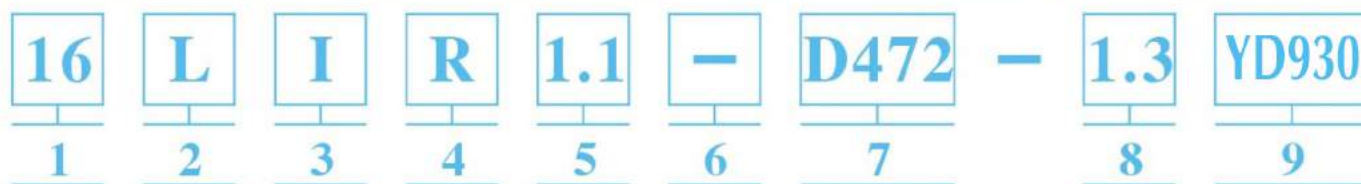




型号说明 Vardex Ordering Code System



1 刀片尺寸	3 刀片类型	6 外型型式	8 切槽深度
IC=08 IC=11 IC=16 IC=22 IC=27	E=外径 I=内径	C-全齿型	0.33-2.0 (mm)
2 刀片形状	4 左/右手刀片	7 槽形标准	9 刀片牌号
S:型 L:型	R-右手刀片 L-左手刀片	DIN 471 Partial DIN 471 DIN 472Partial DIN 472 DIN 7993Partial DIN 7993 DIN 76 ST, DIN 76SH DIN 3770	YD930 通用类材质 KW10 K类材质
5 切槽刀标准宽度			
0.8-2.15 (mm)			

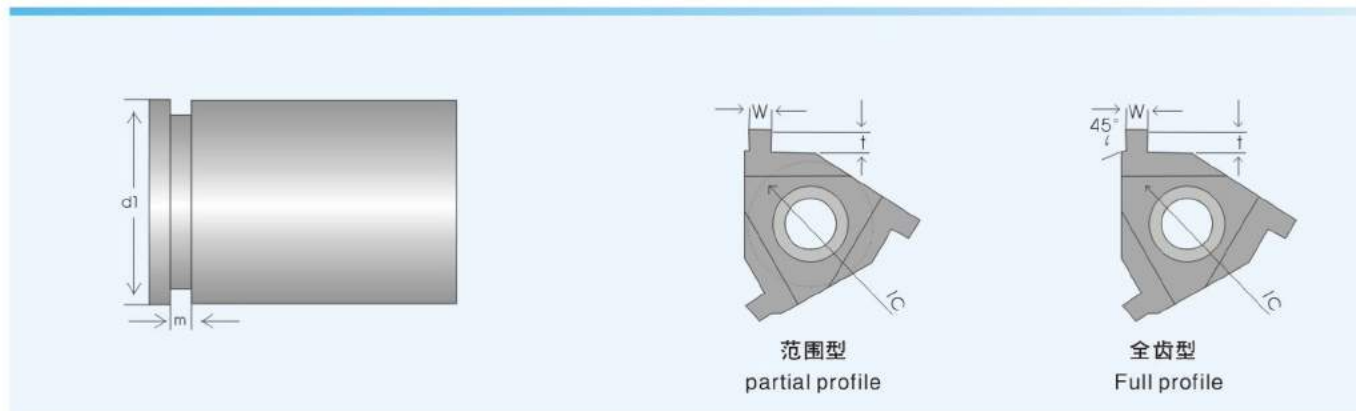


1 Insert Size	3 Type of Insert	6 Type of Insert	8 Groove Depth
IC=08 IC=11 IC=16 IC=22 IC=27	E:External Thread I:Internal Thread	C-The whole toothType	0.33-2.0 (mm)
2 Insert Style	4 Hand of Insert	7 Groove Standard	9 Carbide grade
S: type L: type	R:Right-hand L:Left-hand	DIN 471 Partial DIN 471 DIN 472Partial DIN 472 DIN 7993Partial DIN 7993 DIN 76 ST, DIN 76SH DIN 3770	YD930 General KW10 K-Cst iron
5 Groove std. Width			
0.8-2.15 (mm)			

D 刀片系列
Insert Series



DIN471 标准轴用弹性挡圈槽
DIN471 Retaining Ring Groovers for shafts



标准型刀片 (范围型)
Standard (partial profile)

刀片尺寸 IC	订货号 Ordering code	槽标准 Groove Std		尺寸 Size (mm)		图例 Diagram
		M (H13)		W	t	
3/8	16ER1.10-D471-1.30...	1.10		1.19	1.3	
	16ER1.13-D471-1.50...	1.30		1.39	1.5	
	16ER1.16-D471-1.85...	1.60		1.69	1.8	
	16ER1.85-D471-2.00...	1.85		1.94	2.0	

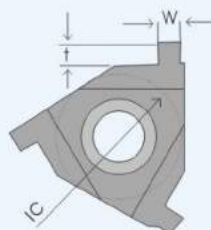
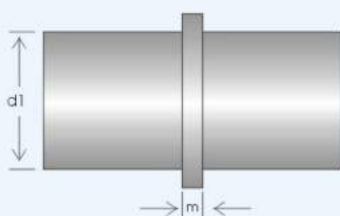


标准型刀片 (全齿型)
Standard (Full profile)

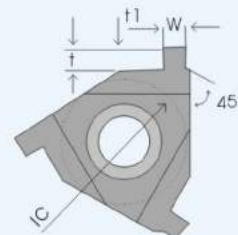
刀片尺寸 IC	订货号 Ordering code	槽标准 Groove Std		尺寸 Size (mm)			图例 Diagram
		M (H13)	d1	W	t1	t	
3/8	16ER1.10-D471-0.35...	1.10	15	1.10	0.33	0.33	
	16ER1.10-D471-0.40...	1.10	16-17	1.10	0.36	0.36	
	16ER1.30-D471-0.50...	1.30	18-22	1.30	0.44	0.44	
	16ER1.30-D471-0.55...	1.30	24-26	1.30	0.45	0.45	
	16ER1.60-D471-0.70...	1.60	28-30	1.60	0.60	0.60	
	16ER1.60-D471-0.85...	1.60	32-34	1.60	0.75	0.75	
	16ER1.60-D471-1.00...	1.60	35	1.60	0.85	0.85	
	16ER1.85-D471-1.00...	1.85	36-38	1.85	0.85	0.85	
	16ER1.85-D471-1.25...	1.85	40-48	1.85	1.10	1.10	
16ER2.15-D471-1.50...	2.15	50-63	2.15	1.35	1.35		



DIN471 标准轴用弹性挡圈槽
DIN471 Retaining Ring Groovers for shafts



范围型
partial profile



范围型
Full profile



标准型刀片 (范围型)
Standard (partial profile)

刀片尺寸 IC	订货号 Ordering code	槽标准 Groove Std		尺寸 Size (mm)			图例 Diagram
		M (H13)		W	t		
3/8	16IR1.10-D472-1.30...	1.10		1.19		1.3	
	16IR1.13-D472-1.50...	1.30		1.39		1.5	
	16IR1.16-D472-1.85...	1.60		1.69		1.8	
	16IR1.85-D472-2.00...	1.85		1.94		2.0	



标准型刀片 (全齿型)
Standard (Full profile)

刀片尺寸 IC	订货号 Ordering code	槽标准 Groove Std		尺寸 Size (mm)			图例 Diagram
		M (H13)	d1	W	t1	t	
3/8	16IR1.10-D472-0.35...	1.10	15	1.10	0.33	0.33	
	16IR1.10-D472-0.40...	1.10	16-17	1.10	0.36	0.36	
	16IR1.30-D472-0.50...	1.30	18-22	1.30	0.44	0.44	
	16IR1.30-D472-0.55...	1.30	24-26	1.30	0.45	0.45	
	16IR1.60-D472-0.70...	1.60	28-30	1.60	0.60	0.60	
	16IR1.60-D472-0.85...	1.60	32-34	1.60	0.75	0.75	
	16IR1.60-D472-1.00...	1.60	35	1.60	0.85	0.85	
	16IR1.85-D472-1.00...	1.85	36-38	1.85	0.85	0.85	
	16IR1.85-D472-1.25...	1.85	40-48	1.85	1.10	1.10	
16IR2.15-D472-1.50...	2.15	50-63	2.15	1.35	1.35		



立装外切槽刀片 External Grooving Inserts (V-Style)

图例 Diagram	型号 Order NO.	尺寸Size (mm)				
		a	b	d	d1	s
	16VEL1.10	1.10	0.9	9.525	4.4	3.97
	16VEL1.30	1.30	1.3	9.525	4.4	3.97
	16VEL1.80	1.60	1.4	9.525	4.4	3.97
	16VEL1.85	1.85	1.7	9.525	4.4	3.97
	16VEL2.15	2.15	2.0	9.525	4.4	3.97
	16VEL2.65	2.65	2.2	9.525	4.4	3.97

图例 Diagram	型号 Order NO.	尺寸Size (mm)				
		a	b	d	d1	s
	16VER1.10	1.10	0.9	9.525	4.4	3.97
	16VER1.30	1.30	1.3	9.525	4.4	3.97
	16VER1.80	1.60	1.4	9.525	4.4	3.97
	16VER1.85	1.85	1.7	9.525	4.4	3.97
	16VER2.15	2.15	2.0	9.525	4.4	3.97
	16VER2.65	2.65	2.2	9.525	4.4	3.97



立装内切槽刀片 Grving inserts (V-style)

D
Insert Series
刀片系列

图例 Diagram	型号 Order NO.	尺寸Size (mm)				
		a	b	d	d1	s
	11VIL1.10	1.10	1.5	6.350	2.8	2.38
	11VIL1.30	1.30	1.5	6.350	2.8	3.97
	16VIL1.10	1.10	0.9	9.525	4.4	3.97
	16VIL1.30	1.30	1.3	9.525	4.4	3.97
	16VIL1.80	1.60	1.4	9.525	4.4	3.97
	16VIL1.85	1.85	1.7	9.525	4.4	3.97
	16VIL2.15	2.15	2.0	9.525	4.4	3.97
	16VIL2.65	2.65	2.2	9.525	4.4	3.97

图例 Diagram	型号 Order NO.	尺寸Size (mm)				
		a	b	d	d1	s
	11VIR1.10	1.10	1.5	6.350	2.8	2.38
	11VIR1.30	1.30	1.5	6.350	2.8	3.97
	16VIR1.10	1.10	0.9	9.525	4.4	3.97
	16VIR1.30	1.30	1.3	9.525	4.4	3.97
	16VIR1.80	1.60	1.4	9.525	4.4	3.97
	16VIR1.85	1.85	1.7	9.525	4.4	3.97
	16VIR2.15	2.15	2.0	9.525	4.4	3.97
	16VIR2.65	2.65	2.2	9.525	4.4	3.97



平装切槽刀片Internal grooving inserts (Standard style)

图例 Diagram	型号 Order NO.	尺寸Size (mm)				
		a	b	d	d1	s
	16EL1.10	1.10	0.9	9.525	4.4	3.97
	16EL1.30	1.30	1.3	9.525	4.4	3.97
	16EL1.80	1.60	1.4	9.525	4.4	3.97
	16EL1.85	1.85	1.7	9.525	4.4	3.97
	16EL2.15	2.15	2.0	9.525	4.4	3.97
	16EL2.65	2.65	2.2	9.525	4.4	3.97

图例 Diagram	型号 Order NO.	尺寸Size (mm)				
		a	b	d	d1	s
	16ER1.10	1.10	0.9	9.525	4.4	3.97
	16ER1.30	1.30	1.3	9.525	4.4	3.97
	16ER1.80	1.60	1.4	9.525	4.4	3.97
	16ER1.85	1.85	1.7	9.525	4.4	3.97
	16ER2.15	2.15	2.0	9.525	4.4	3.97
	16ER2.65	2.65	2.2	9.525	4.4	3.97



平装切槽刀片Internal grooving inserts (Standard style)

图例 Diagram	型号 Order NO.	尺寸Size (mm)				
		a	b	d	d1	s
	11IL1.10	1.10	0.7	6.35	2.8	2.38
	16IL1.10	1.10	1.3	9.525	4.4	3.97
	16IL1.30	1.30	1.6	9.525	4.4	3.97
	16IL1.60	1.60	1.85	9.525	4.4	3.97
	16IL1.85	1.85	1.85	9.525	4.4	3.97
	16IL2.15	2.15	1.85	9.525	4.4	3.97

图例 Diagram	型号 Order NO.	尺寸Size (mm)				
		a	b	d	d1	s
	11IR1.10	1.10	0.7	6.35	2.8	2.38
	16IR1.10	1.10	1.3	9.525	4.4	3.97
	16IR1.30	1.30	1.6	9.525	4.4	3.97
	16IR1.60	1.60	1.85	9.525	4.4	3.97
	16IR1.85	1.85	1.85	9.525	4.4	3.97
	16IR2.15	2.15	1.85	9.525	4.4	3.97

D
刀片系列
Insert Series



目录 DIRECTORY

BT-ER 弹性刀柄 BT-ER Collet chuck	E001
BT-ER 弹性刀柄 BT-ER Collet chuck	E002
BT-C 强力型刀柄 BT-C Milling chuck	E003
BT-C 强力型刀柄套装 BT-C Milling chuck set	E004
BT-FMA 平面铣刀柄 (英制) BT-FMA Face mill holder FMA-FMB 面铣刀转换接头 FMA-FMB face mill transition joint	E005
BT-FMB 平面铣刀柄 (公制) BT-FMB Face mill holder	E006
BT-SLA 侧固式铣刀柄 BT-SLA Side lock end mill holder	E007
BT-MTA 莫式锥度刀柄 BT-MTA Morse taper sleeve (sleeve (typeA))	E008
BT-MTB 莫式锥度刀柄 BT-MTB Morse taper sleeve (sleeve (typeB))	E009
C-APU 直柄式钻夹头 C-APU Integrated keyless drill chuck MT-APU 莫式柄一体式钻夹头 MT-APU Morse drill chuck BT-APU 一体式钻夹头 BT-APU Drill chuck	E010
BT-HM 液压刀柄 BT-HM Hydraulic expansion chuck	E011
BT-MX 后拉式刀柄 BT-MX Collet chuck MS 筒夹 MS collet	E012
ISO-GER 高速ER刀柄 ISO-GER High speed er collet chuck 无键槽锁刀座 Locks the tool apron without the key slot ISO-GSK 弹性刀柄 ISO-GSK Flexible Shank	E013
C-FMA 直柄面铣刀杆 (英制) C-FMA Face mill extension (English) C-FMB 直柄面铣刀杆 (公制) C-FMB Face mill extension (Metric)	E014
车床专用ER弹性筒夹刀柄 Special lathe elasticity of ER collet the handle	E015
ER 延长杆 (M/UM型) ER Extension (M/UM type)	E016
强力筒夹 Power milling OZ 弹性筒夹 OZ Spring collets	E017
ER 弹性筒夹 ER Spring collets	E018
SK 筒夹 SK Collet	E019
液压筒夹 Hydraulic collet	E020
螺帽 Clamping nut	E021
ER 型扳手 ER Spanner C 型扳手 C Spanner OZ 型扳手 OZ Spanner	E022
寻边器 Edge finder 中心寻找表 Center for table	E023
Z轴设定器 The Z axis set device 测试棒 Test bar	E024
锁刀座 Toll locking fixture 清洁棒 Spindle taper wiper 万能夹具组 Omnipotent accessories group 刀具管理车 Toll trolley	E025
拉钉 Puller bolt	E026
BT 锥柄规格尺寸 BT bit holder specification size CAT 锥柄规格尺寸 CAT bit holder specification size ISO 锥柄规格尺寸 ISO bit holder specification size	E027

夹持具 E
ACCESSORIES

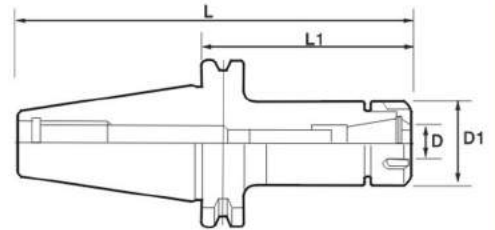




BT-ER 弹性刀柄
BT-ER Collet chuck



材质为特殊合金钢
硬度为55±1HRG



型号说明 Model explanation

BT40 ER 20 70

刀柄形状

夹头略号

从基准面开始的长度
最大把握直径

● 设计简单方便，精度高。

● Designs simply convenient, the precision is high.

型号 Cat.No	尺寸 Size				筒夹 suitable collet	扳手 suitable spanner	重量 Weight (KG)	
	D	D1	L1	L				
BT30	-ER11-70	11	19	70	118.4	ER11	ER11A-BS	0.45
	-ER11-100	11	19	100	148.4	ER11	ER11A-BS	0.55
	-ER16-70	16	28	70	118.4	ER16	ER16A-BS	0.55
	-ER16-100	16	28	100	148.4	ER16	ER16A-BS	0.80
	-ER20-70	20	34	70	118.4	ER20	ER20A-BS	0.75
	-ER20-100	20	34	100	148.4	ER20	ER20A-BS	0.85
	-ER25-70	25	42	70	118.4	ER25	ER25UM-BS	0.70
	-ER25-100	25	42	100	148.4	ER25	ER25UM-BS	1.45
	-ER32-70	32	50	70	118.4	ER32	ER32UM-BS	0.95
	-ER32-100	32	50	100	148.4	ER32	ER32UM-BS	1.05
-ER40-80	40	63	80	128.4	ER40	ER40UM-BS	1.20	
BT40	-ER11-70	11	19	70	135.4	ER11	ER11A-BS	0.95
	-ER11-100	11	19	100	165.4	ER11	ER11A-BS	1.00
	-ER16-70	16	28	70	135.4	ER16	ER16A-BS	1.20
	-ER16-100	16	28	100	165.4	ER16	ER16A-BS	1.30
	-ER16-150	16	28	150	215.4	ER16	ER16A-BS	1.40
	-ER20-70	20	34	70	135.4	ER20	ER20A-BS	1.40
	-ER20-100	20	34	100	165.4	ER20	ER20A-BS	1.50
	-ER20-150	20	34	150	215.4	ER20	ER20A-BS	1.80
	-ER25-70	25	42	70	135.4	ER25	ER25UM-BS	1.30
	-ER25-100	25	42	100	200.4	ER25	ER25UM-BS	1.65
	-ER25-150	25	42	150	215.4	ER25	ER25UM-BS	2.25
	-ER32-70	32	50	70	135.4	ER32	ER32UM-BS	1.30
	-ER32-100	32	50	100	165.4	ER32	ER32UM-BS	1.70
	-ER32-150	32	50	150	215.4	ER32	ER32UM-BS	2.50
	-ER40-80	40	63	80	145.4	ER40	ER40UM-BS	1.50
-ER40-100	40	63	100	165.4	ER40	ER40UM-BS	2.05	
-ER40-150	40	63	150	215.4	ER40	ER40UM-BS	3.10	
-ER50-85	50	78	85	145.4	ER50	ER50UM-BS	1.70	
-ER50-100	50	78	100	165.4	ER50	ER50UM-BS	2.10	

⚠ 请不要使用杆部有缺口或有平面的刀具禁止空锁（未插入刀具锁紧）

⚠ Please do not use the bar there are gaps in the Department of the cutting tool or a flat. Ban air lock (not insert a cutting tool by tight).



BT-ER 弹性刀柄
BT-ER Collet chuck

型号说明 Model explanation

BT50 ER 20 100

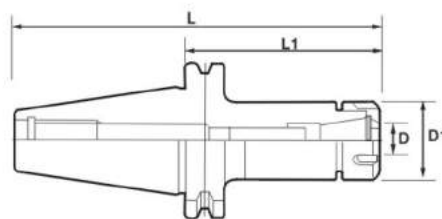
刀柄形状

夹头略号

最大把握直径



材质为特殊合金钢
硬度为58±1HRC



● 设计简单方便，精度高。

● Designs simply convenient, the precision is high.


型号 Cat.No	尺寸 Size				筒夹 suitable collet	扳手 suitable spanner	重量 Weight (KG)
	D	D1	L1	L			
BT50 -ER16-100	16	28	100	201.8	ER16	ER16A-BS	4.30
-ER16-150	16	28	150	251.8	ER16	ER16A-BS	4.40
-ER20-100	20	34	100	201.8	ER20	ER20A-BS	4.30
-ER20-150	20	34	150	251.8	ER20	ER20A-BS	4.70
-ER20-200	20	34	200	301.8	ER20	ER20A-BS	4.90
-ER25-90	25	42	90	201.8	ER25	ER25UM-BS	4.40
-ER25-150	25	42	150	251.8	ER25	ER25UM-BS	4.70
-ER25-200	25	42	200	301.8	ER25	ER25UM-BS	5.50
-ER32-100	32	50	100	201.8	ER32	ER32UM-BS	4.80
-ER32-150	32	50	150	251.8	ER32	ER32UM-BS	5.30
-ER32-200	32	50	200	301.8	ER32	ER32UM-BS	5.50
-ER40-100	40	63	100	201.8	ER40	ER40UM-BS	4.40
-ER40-150	40	63	150	251.8	ER40	ER40UM-BS	5.20
-ER40-200	40	63	200	301.8	ER40	ER40UM-BS	6.20
-ER50-90	50	78	90	291.8	ER50	ER50UM-BS	4.60
-ER50-120	50	78	120	221.8	ER50	ER50UM-BS	5.50
-ER50-165	50	78	165	266.8	ER50	ER50UM-BS	6.10

- 筒夹样式有弹性、止水、刚性攻牙、伸缩攻牙、极小内孔等共选择。
- 弹性筒夹偏摆精度有标准级（0.015MM以内），A级（0.01以内）。
- 整支通孔，利于出水及抗震。
- 装夹时筒夹必须先置入螺帽，再装入刀具，最后锁入刀具。
- 刀具置入筒夹，必须超出筒夹内控有效夹持长度，避免不当锁紧，造成损失。
- 使用正确扳手装置，不可任意改变以免造成损坏。

- Collet style aflexibe, sealing, rigid tapping, stretching tapping, a very small hole, etc. were selected.
- Collet Runout accuracy of standard-class (0.015MM or less), A level (0.01 or less).
- Whole branch hole, which will help the water and shock.
- Collet fixture must be placed when the nut, and then loaded knives, finally locked into the shank.
- Kinives into Collet Collet bore must go beyond the effective clamping length, avoid losses.
- To use the correct wrench device, can not be arbitrarily changed so as to avoid damage.



BT-C 强力型刀柄
BT-C Milling chuck

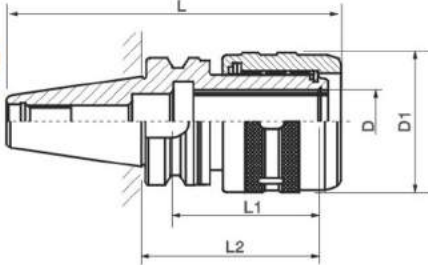


材质为特种合金钢
硬度为55±1HRC

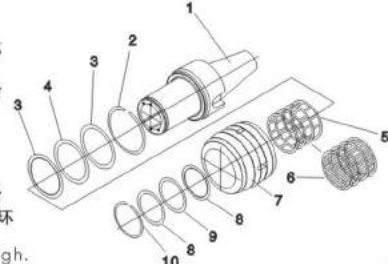
型号说明 Model explanation

BT40	C	32	105
------	---	----	-----

刀柄形状 夹头略号 从基准面开始的长度 最大把握直径



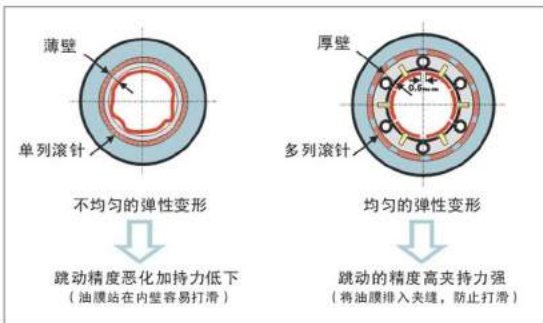
● 设计简单方便，精度高。
● Designs simply convenient, the precision is high.



- 1、本体
- 2、同心扣环
- 3、垫片
- 4、平面油封
- 5、轴承钢
- 6、滚钉
- 7、螺帽
- 8、垫片
- 9、平面油封
- 10、同心扣环

型号 Cat.No	尺寸Size					筒夹 suitable collet	扳手 suitable spanner	重量 Weight (KG)	
	D	L2	L1	L	D1				
BT30	-C20-80	20	80	45	70	128.4	53	C20-BS C20	1.80
	-C25-80	25	80	48	73	128.4	60	C25-BS C25	1.95
BT40	-C20-105	20	105	45	70	170.4	53	C20-BS C20	2.60
	-C25-105	25	105	48	73	170.4	60	C25-BS C25	2.65
	-C32-105	32	105	50	76	170.4	70	C32-BS C32	2.80
	-C32-135	32	135	50	76	200.4	70	C32-BS C32	3.00
	-C32-165	32	165	50	76	230.4	70	C32-BS C32	3.50
BT50	-C20-105	20	105	45	70	206.8	53	C20-BS C20	4.50
	-C25-105	25	105	48	73	206.8	60	C25-BS C25	4.60
	-C32-105	32	105	60	95	206.8	70	C32-BS C32	5.15
	-C32-135	32	135	60	95	236.8	70	C32-BS C32	5.90
	-C32-165	32	165	60	95	266.8	70	C32-BS C32	6.60
	-C42-115	42	115	60	98	216.8	92	C42-BS C42	6.10
	-C42-135	42	135	60	98	236.8	92	C42-BS C42	6.60
	-C42-165	42	165	60	98	266.8	92	C42-BS C42	7.40

支持高精度的加厚设计及独特的夹缝结构
Support for high-precision thick design and a unique structure of the slit



夹头的加厚设计，可以增加刚性，以承受立铣刀的重切削。而采用独特的夹缝结构，可以使夹持部分均匀变形，以获得强大的夹持力及稳定的跳动精度。

Chuck's thicker design can increase the rigidity to withstand the heavy cutting end mills. The use of a unique slit structure, and can make gripping part of the uniform deformation in order to obtain a powerful clamping force and stability of the beating of accuracy.

1. 刀柄内孔分割6槽以防止滑动，并加大夹持力。
2. 采用两线装置为使当滑动至锥面时滚动摩擦及脱落减至最小。
3. 刀具置入筒夹需超出筒夹有效夹持长度，以避免因非完全夹持，导致筒夹损坏、变形或脱刀情形发生。

1. Shank hole split six slots in order to prevent sliding, and increase the clamping force.
2. Two-wire device to make when sliding to rolling friction when the needle cone and minimize shedding.
3. The tool onto Collet Collet need to exceed the effective clamping length, in order to avoid non-totally gripping, resulting in Collet damaged, deformed or de-cutter things from happening.

- 夹持部加厚设计，提高刚性，防止震动。
- 夹持力强，跳动精度高。

- Department of thicker clamping design, improve the rigidity and prevent vibration.
- Clamping strong, beating high precision.



BT-C强力型刀柄套装
BT-C Milling chuck set



型号 Cat.No	COLLET	内附筒夹规格 Specifications included Collet
BT30-C20-80-7PCS	C20	3,4,6,8,10,12,16
BT40-C20-105-7PCS	C20	3,4,6,8,10,12,16
BT40-C32-105-7PCS	C32	6,8,10,12,16,20,25
BT40-C32-105-7PCS	C32	1/4,5/16,3/8,1/2,3/4,5/8,1"
BT50-C20-105-7PCS	C20	3,4,6,8,10,12,16
BT50-C32-105-7PCS	C32	6,8,10,12,16,20,25
BT50-C32-105-7PCS	C32	3/4,3/8,5/8,5/16, 1/4,1/2,1"
BT50-C42-115-8PCS	C42	6,8,10,12,16,20,25,32
BT50-C42-115-8PCS	C42	1/4,5/16,3/8,1/2,3/4,5/8,1" , 1-1/4

- 以上套装含刀柄1支、筒夹7个或8个、木盒1个、扳手1支、拉钉1支。
- Set containing more than one knife handle, Collet 7 or 8, a wooden box, a wrench, pull a nail.



BT-FMA平面铣刀柄 (英制)
BT-FMA Face mill holder

型号说明 Model explanation

BT40	FMA	25.4	60
------	-----	------	----

刀柄形状 夹头略号 从基准面开始的长度
最大把握直径

材质为特殊合金钢
硬度为55±1HRC

- 专用面铣刀盘用刀柄
- The special-purpose face milling cutter plate uses the hilt.

型号 Cat.No	尺寸 Size							重量 Weight (KG)
	D1	D	L1	L2	L	K1	K2	
BT30 -FMA25.4-45	25.4	50	45	20	113.4	4.52	9.52	1.00
-FMA25.4-60	25.4	50	60	20	128.4	4.52	9.52	1.30
-FMA31.75-45	31.75	60	45	22	115.4	6.7	12.7	1.35
BT40 -FMA25.4-45	25.4	50	45	20	130.4	4.52	9.52	1.80
-FMA25.4-90	25.4	50	90	20	175.4	4.52	9.52	2.60
-FMA31.75-45	31.75	60	45	22	132.4	6.7	12.7	2.00
-FMA31.75-90	31.75	60	90	22	177.4	6.7	12.7	2.90
-FMA38.1-60	38.1	75	60	25	150.4	8.87	15.87	2.80
-FMA50.8-90	50.8	98	90	26	181.4	9.75	19.05	4.60
BT50 -FMA25.4-45	25.4	50	45	20	166.8	4.52	9.52	4.40
-FMA25.4-90	25.4	50	90	20	211.8	4.52	9.52	5.10
-FMA25.4-150	25.4	50	150	20	271.8	4.52	9.52	6.10
-FMA31.75-45	31.75	80	45	22	168.8	6.7	12.7	4.50
-FMA31.75-90	31.75	80	90	22	213.8	6.7	12.7	5.70
-FMA31.75-150	31.75	80	150	22	273.8	6.7	12.7	6.00
-FMA38.1-60	38.1	60	60	25	186.8	8.87	15.87	4.90
-FMA38.1-150	38.1	98	150	25	276.8	8.87	15.87	5.70
-FMA50.8-90	50.8	95	90	26	217.8	9.75	19.05	6.95
-FMA50.8-150	50.8	95	150	26	277.8	9.75	19.05	7.90
-FMA47.62-75	47.62	128.75	75	32	208.8	12.5	25.4	7.90

- 整支通孔，利于出水及抗震。
- The entire branch hole, which will help the water and shock.
- 附带紧固螺丝。
- With fastening screws.
- 试用中心内冷时，请另外订购带有孔的紧固螺丝。
- Use cold center, please also ordered with fastening screw holes.



FMA-FMB 面铣刀转换接头
FMA-FMB face mill transition joint



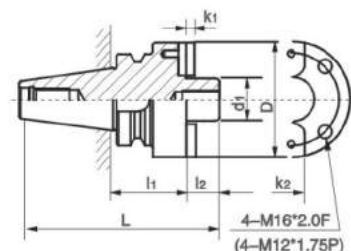
型号 Cat.No	尺寸 Size					
	d2	d1	D	L1	L	K
FMA25.4-FMB22	22	25.4	47	42	62	10
FMA25.4-FMB27	27	25.4	60	42	62	12.4
FMA31.75-FMB32	32	31.75	76	42	66	14
FMA25.4×42	25.4	25.4	47	42	62	9.52
FMB22-FMA25.4	25.4	22	47	42	60	9.52
FMB27-FMA25.4	25.4	27	60	42	62	9.52
FMB32-FMA31.75	31.75	32	76	42	66	12.7
FMB22×42	22	22	47	42	60	10
FMB27×42	27	27	60	42	62	12



BT-FMB 平面铣刀柄 (公制)
BT-FMB Face mill holder



材质为特殊合金钢
硬度为55±1HRC



型号说明 Model explanation

BT40 FMB 22 60

刀柄形状

夹头略号

从基准面开始的长度
最大把握直径

- 专用面铣刀盘用刀柄
- The special-purpose face milling cutter plate uses the hilt.

型号 Cat.No	尺寸 Size							重量 Weight (KG)	
	d1	D	L1	L2	L	K1	K2		
BT30	-FMB22-45	22	48	45	18	111.4	4.8	10	0.85
	-FMB27-45	27	60	45	20	113.4	5.8	12	1.20
	-FMB32-45	32	78	45	22	115.4	6.8	14	1.35
BT40	-FMB22-45	22	48	45	18	128.4	4.8	10	1.45
	-FMB22-60	22	48	60	18	143.4	4.8	10	1.70
	-FMB22-100	22	48	100	18	183.4	4.8	10	2.10
	-FMB22-120	22	48	120	18	205.4	4.8	10	2.30
	-FMB22-150	22	48	150	18	233.4	4.8	10	3.10
	-FMB22-200	22	48	200	18	283.4	4.8	10	3.80
	-FMB22-250	22	48	250	18	283.4	4.8	10	4.50
	-FMB22-300	22	48	300	18	333.4	4.8	10	5.10
	-FMB27-45	27	68	45	20	128.4	5.8	12	1.60
	-FMB32-45	32	78	45	22	128.4	6.8	14	1.70
	-FMB40-45	40	80	45	25	128.4	8.3	16	2.10
	BT50	-FMB22-45	22	48	45	18	164.8	4.8	10
-FMB22-100		22	48	100	18	201.8	4.8	10	5.20
-FMB22-150		22	48	150	18	269.8	4.8	10	6.80
-FMB22-200		22	48	200	18	319.8	4.8	10	7.00
-FMB22-250		22	48	250	18	369.8	4.8	10	8.00
-FMB27-75		27	60	75	20	176.8	5.8	12	5.20
-FMB27-150		27	60	150	20	269.8	5.8	12	7.50
-FMB27-200		27	60	200	20	319.8	5.8	12	9.50
-FMB32-75		32	78	75	22	176.8	6.8	14	5.50
-FMB32-150		32	78	150	22	269.8	6.8	14	7.00
-FMB40-75		40	89	75	25	176.8	8.3	16	5.90
-FMB40-150		40	89	150	25	269.8	8.3	16	7.80
-FMB60-60		60	140	60	26	161.8	12.5	25.4	8.50

- 整支通孔，利于出水及抗震。
- 附带紧固螺丝。
- 试用中心内冷时，请另外订购带有孔的紧固螺丝。

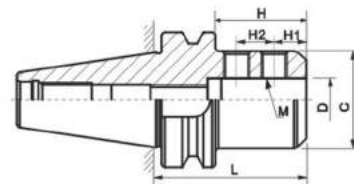
- The entire branch hole, which will help the water and shock.
- With fastening screws.
- Use cold center, please also ordered with fastening screw holes.



BT-SLA 侧固式铣刀柄
BT-SLA Side lock end mill holder



材质为精锻合金钢
硬度为55 ± 1HRC



型号说明 Model explanation

BT40 SLA 10 60

刀柄形状

夹头略号

从基准面开始的长度
最大把握直径

- 不分孔径皆为二底锁紧螺丝
- 用于夹持具有侧固平面的刀具。
- Regardless of aperture jie Wei 2 locking screws.
- For gripping the tool with a side of solid plane.

型号 Cat.No	尺寸 Size								重量 Weight (KG)	
	φD	L	φC	H		H1	H2	M		
				MIN	MAX					
BT30	-SLA6-60	6	60	25	20	35	18	--	M6	0.55
	-SLA8-60	8	60	28	20	35	18	--	M8	0.6
	-SLA10-60	10	60	35	35	50	14	13	M10	0.7
	-SLA12-60	12	60	40	35	50	14	13	M10	0.75
	-SLA16-90	16	90	40	55	70	25	20	M10	1.05
	-SLA20-90	20	90	50	55	70	25	20	M12	1.1
	-SLA25-90	25	90	50	55	70	25	20	M12	1.7
	-SLA32-105	32	105	60	65	80	25	25	M16	1.85
BT40	-SLA6-75	6	75	25	20	35	18	--	M6	1.2
	-SLA8-75	8	75	28	20	35	18	--	M8	1.25
	-SLA10-75	10	75	35	35	50	14	13	M10	1.3
	-SLA12-75	12	75	40	35	50	14	13	M10	1.35
	-SLA16-90	16	90	40	55	70	25	20	M10	1.6
	-SLA20-90	20	90	50	55	70	25	20	M12	1.65
	-SLA25-90	25	90	50	55	70	25	20	M12	2.5
	-SLA32-105	32	105	60	65	80	25	25	M16	2.8
	-SLA40-105	40	105	70	65	80	25	25	M20	2.95
	-SLA42-105	42	105	70	65	80	25	25	M20	3.15
BT50	-SLA6-105	6	105	25	20	35	--	--	M6	3.9
	-SLA8-105	8	105	28	20	35	--	--	M8	3.9
	-SLA10-105	10	105	35	35	50	13	13	M10	4.0
	-SLA12-105	12	105	40	35	50	13	13	M10	4.0
	-SLA16-105	16	105	50	55	70	20	20	M10	4.5
	-SLA20-105	20	105	50	55	70	20	20	M12	4.7
	-SLA20-150	20	150	50	55	70	20	20	M12	5.5
	-SLA20-200	20	200	50	55	70	20	20	M12	6.0
	-SLA25-105	25	105	50	55	70	20	20	M12	5.2
	-SLA25-150	25	150	50	55	70	20	20	M12	6.0
	-SLA25-200	25	22	50	55	70	20	20	M12	7.5
	-SLA32-105	32	105	60	65	80	25	25	M16	6.0
	-SLA32-150	32	150	60	65	80	25	25	M16	6.5
	-SLA32-200	32	200	60	65	80	25	25	M16	7.3
	-SLA40-105	40	105	70	65	80	25	25	M20	6.6
	-SLA42-105	42	105	70	65	80	25	25	M20	7.2
	-SLA42-150	42	150	70	65	80	25	25	M20	7.8
	-SLA42-250	42	250	70	65	80	25	25	M20	7.8
-SLA50.8-120	51	120	90	65	80	35	35	M20	7.4	

- 刃具装着时，刃物的槽口平面部时与刀柄的侧固螺钉对齐，强力锁紧。
侧固式柄部形状有不同，使用的侧固式刀柄也有区别，必须确认侧固式螺钉的位置。
- When the cutting tool is installing, when edge's notch even face aligns with the hilt side solid bolt, force locking.
The side solid-like handle department shape has the difference, the use side solid-like hilt also has the difference, must confirm the side solid-like bolt's position.



BT-MTA 莫式锥度刀柄
BT-MTA Morse taper sleeve (sleeve (typeA))

型号说明 Model explanation

BT40 MTA 1 45

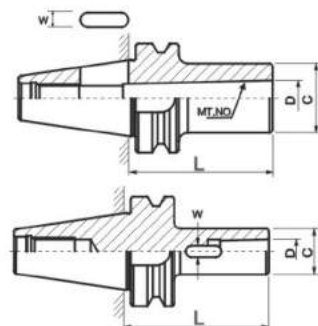
刀柄形状

夹头略号

从基准面开始的长度
最大把握直径



材质为特殊合金钢
硬度为65±1HRC



型号 Cat.No	尺寸 Size					重量 Weight (KG)	
	MT.NO	D	L	W	C		
BT30	MTA1-45	MTA1	12.065	45	20	5.6	0.55
	MTA2-45	MTA2	17.780	45	30	6.6	0.6
	MTA3-45	MTA3	23.825	45	40	8.4	0.7
BT40	MTA1-45	MTA1	12.065	45	25	5.6	1.05
	MTA1-120	MTA1	12.065	120	25	5.6	1.4
	MTA2-45	MTA2	17.780	45	32	6.6	1.1
	MTA2-120	MTA2	17.780	120	32	6.6	1.85
	MTA3-75	MTA3	23.825	75	40	8.4	1.25
	MTA3-135	MTA3	23.825	135	40	8.4	1.9
	MTA4-90	MTA4	31.065	90	50	12.4	1.45
MTA4-165	MTA4	31.065	165	50	12.4	2.5	
BT50	MTA1-45	MTA1	12.065	45	25	5.6	3.8
	MTA1-120	MTA1	12.065	120	25	5.6	4.3
	MTA1-180	MTA1	12.065	180	25	5.6	5.0
	MTA2-45	MTA2	17.780	45	25	6.6	4.0
	MTA2-135	MTA2	17.780	135	25	6.6	4.7
	MTA2-180	MTA2	17.780	180	25	6.6	5.0
	MTA3-75	MTA3	23.835	75	40	8.4	3.8
	MTA3-150	MTA3	23.835	150	40	8.4	5.0
	MTA3-180	MTA3	23.835	180	40	8.4	5.5
	MTA4-90	MTA4	31.267	90	50	12.4	4.5
	MTA4-180	MTA4	31.267	180	50	12.4	5.5
	MTA5-105	MTA5	44.399	105			4.3

● 装刀具时，扁尾方向与刀柄孔对准插入，刀具向上用铜锤子，重重敲击拉钉部分几下即可。

● 卸刀具时，对准扁孔的记号，用锤子敲击，卸刀具。这时请注意不要让刀具飞出来。

● When installs the cutting tool, the flat tail direction and the hilt hole alignment insertion, the cutting tool with the copper clock, layer on layer raps puller bolt part several upwardly then.

● When unloads the cutting tool, aims at the flat hole the symbol, with the clock sub-rap, unloads the cutting tool. By now please note do not let the cutting tool fly.



BT-MTB 莫式锥度刀柄
BT-MTB Morse taper sleeve (sleeve (typeB))

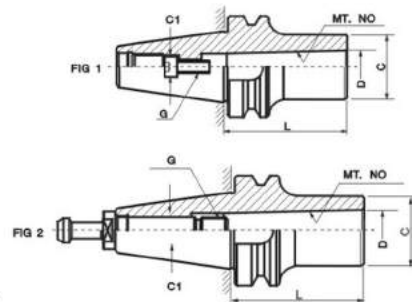


型号说明 Model explanation

BT40 MTB 1 45

刀柄形状 夹头略号 从基准面开始的长度 最大把握直径

- 采用长拉钉形式
Pull nails with long-form
- 报价时不含长拉钉, 需单独订购
Quote a long time without pulling nails, need to be ordered separately.



型号 Cat.No	样式 Manner	尺寸 Size					重量 Weight (KG)	
		D	L	C	C1	G		
BT30	MTB1-45	1	12.065	45	25	10	M6×1	0.55
	MTB2-45	2	12.065	45	32	10	M10×1.5	0.55
BT40	MTB1-45	1	12.065	45	25	10	M6×1	1.05
	MTB2-45	2	17.780	45	32	13.5	M10×1.5	1.85
	MTB3-75	2	23.825	75	42	18	M12×1.75	1.3
	MTB4-75	2	31.267	75	50	20.5	M16×2	1.4
BT50	MTB1-45	1	12.065	45	25	10	M6×1	3.8
	MTB2-45	2	17.780	45	32	16	M10×1.5	3.9
	MTB3-60	2	23.825	60	42	18	M12×1.75	4.0
	MTB4-75	2	31.267	75	50	20.5	M16×2	4.2
	MTB5-120	1	44.399	120	70	22.5	M20×2.5	4.3

- 刀具装着时, 请锁紧刀柄上装刀用的锁紧螺钉。
- 拆卸刀具时, 先放松拉紧螺钉2-3圈, 然后在刀柄的头部分用锤子敲击, 放松接触面后, 再扭松螺钉, 取出刀具。
- When the cutting tool is installing, please lock the gib screw which the hilt upper garment knife uses.
- When disassembles the cutting tool, relaxes the tautness bolt first 2-3, then in the hilt head part with the clock sub-rap, after relaxing the contact face, then turns the loose bolt, takes out the cutting tool.

MTB长拉钉	型号 Cat.No	配套刀柄 Supporting Shank	G
	BT30-45° -MTB2	BT30-MTB2	M10×1.5
BT40-45° -MTB2	BT40-MTB2	M10×1.5	
BT40-45° -MTB3	BT40-MTB3	M12×1.75	
BT40-45° -MTB4	BT40-MTB4	M16×2	
BT50-45° MTB2	BT50-MTB2	M10×1.5	
BT50-45° -MTB3	BT50-MTB3	M12×1.75	
BT50-45° -MTB4	BT50-MTB4	M16×2	



BT-APU-体式钻夹头
BT-APU Ddrill chuck



型号说明 Model explanation

BT40 APU 13 100

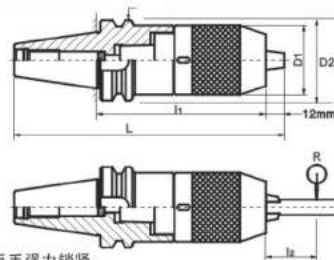
刀柄形状

夹头略号

从基准面开始的长度

最大把握直径

- 请把刀具柄部插到夹头后,使柄部分插入夹头。
- 锁紧刀具时请将刀具的柄径部分全部插入。
- 特别是小径的情况下,请确认跳动精度。
- 刀具夹紧时,刀具先插夹头,用手扭紧,最后用专用扳手强力锁紧。
- Please inserts the cutting tool handle department after the cartridge,do cause the handle part insertion cartridge.Locks when the cutting tool please completely insert cutting tool's handle diameter part.
- When the cutting tool clamps,the cutting tool inserts the cartridge first,turns tight with the hand,finally uses the special spanner force to lock.



型号 Cat.No	尺寸 Size				把握直径 Chucking Dia	重量 Weight (KG)
	D1	D2	L1	L		
BT30 -APU8-80	36.5	46	80	137.4	0.3~8	0.80
-APU13-110	48	46	110	158.4	1~13	1.85
-APU16-110	55.5	46	110	158.4	3~16	2.18
BT40 -APU8-85	36.5	0.63	85	150.4	0.3~8	1.46
-APU13-105	48	0.63	105	170.4	1~13	2.00
-APU13-130	48	0.63	130	195.4	1~13	2.33
-APU16-105	55.5	0.63	105	170.4	3~16	2.33
-APU16-130	55.5	0.63	130	195.4	3~16	2.60
BT50 -APU8-90	36.5	100	90	191.8	0.3~8	4.20
-APU13-110	48	100	110	211.8	1~13	4.70
-APU13-180	48	100	180	281.8	1~13	5.80
-APU16-115	55.5	100	115	216.8	3~16	5.10
-APU16-130	55.5	100	130	236.8	3~16	4.80
-APU16-190	55.5	100	190	296.8	3~16	6.10

- 订购刀柄附带钻夹头专用扳手一支。
- The order hilt drills cartridge special spanner one in passing.



C-APU 直柄式钻夹头
C-APU Integrated keyless drill chuck



MT-APU莫式柄一体式钻夹头
MT-APU Mo's drill chuck



型号 Cat.No	L
C20-APU8	120
-APU13	140
-APU16	150
C25-APU13	161
-APU16	165
C32-APU13	165
-APU16	165

型号 Cat.No	L
MT2-APU8	164
MT3-APU13	179
-APU16	184
MT4-APU13	202
-APU16	207



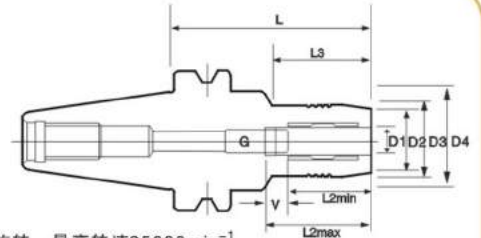
BT-HM 液压刀柄
BT-HM Hydraulic expansion chuck



型号说明 Model explanation

BT40 HM 10 90

刀柄形状 夹头略号 从基准面开始的长度 最大把握直径



- 动平衡好、精度高，适合高速旋转，最高转速25000min⁻¹
- 适合精度加工使用。
- The transient equilibrium is good, the precision is high, suits the high speed revolving highest rotational speed 25000min⁻¹
- Suits the precision sizing use.

型号 Cat.No	尺寸 Size									筒夹 suitable Collet	G
	D1	D2	D3	D4	L	L2max	L2min	V	L3		
BT30 -HM6-70	6	26	29	44	70	37.5	27.5	10	23	--	M5
-HM8-70	8	27	30	44	70	37.5	27.5	10	23	--	M6
-HM10-75	10	29	32	44	75	42.5	32.5	10	42	--	M8×1
-HM12-75,85	12	31	34	44	75,85	47.5	37.5	10	31.5	HM12	M10×1
-HM14-85	14	33	36	44	85	47.5	37.5	10	44	--	M10×1
-HM16-90	16	36	40	44	90	52.5	42.5	10	46	--	M10×1
-HM18-90	18	38	42	44	90	52.5	42.5	10	46	--	M10×1
-HM20-90	20	40	44	44	90	52.5	42.5	10	46	HM20	M10×1
BT40-HM6-65,90,140	6	26	29	49.5	65,90,140	37.5	27.5	10	23,38,38	--	M5
-HM8-65,90,140	8	27	30	49.5	65,90,140	37.5	27.5	10	23,40,40	--	M6
-HM10-65,90,140	10	29	32	49.5	65,90,140	42.5	32.5	10	23,42,42	--	M8×1
-HM12-65,90,140	12	31	34	49.5	65,90,140	47.5	37.5	10	23,44,44	--	M8×1
-HM14-65,95,135	14	33	36	49.5	65,95,135	47.5	37.5	10	23,44,44	HM12	M10×1
-HM16-65,90,140	16	36	40	49.5	65,90,140	52.5	42.5	10	23,46,46	--	M10×1
-HM18-65,95,135	18	38	42	49.5	65,95,135	52.5	42.5	10	23,46,46	--	M10×1
-HM20-65,90,140	20	40	44	49.5	65,90,140	52.5	42.5	10	23,31.5,48	HM20	M10×1
-HM25-100,135	25	55	60	49.5	100,135	61.0	51	10	73	--	M16×1
-HM32-105,135	32	58	63	49.5	105,135	61.0	65	10	78	HM32	M16×1
BT50-HM6-90,120,140	6	26	29	49.5	90,120,140	37.5	27.5	10	30,38,38	--	M5
-HM8-90,120,140	8	27	30	49.5	90,120,140	37.5	27.5	10	30,40,40	--	M6
-HM10-90,120,140	10	29	32	49.5	90,120,140	42.5	32.5	10	40,42,42	--	M8×1
-HM12-90,120,140	12	31	34	49.5	90,120,140	47.5	37.5	10	30,44,44	HM12	M8×1
-HM14-90,120,140	14	33	36	63	90,120,140	47.5	37.5	10	30,44,44	--	M10×1
-HM16-90,120,140	16	36	40	63	90,120,140	52.5	42.5	10	30,46,46	--	M10×1
-HM18-90,120,140	18	38	42	63	90,120,140	52.5	42.5	10	30,46,46	--	M10×1
-HM20-90,120,140	20	40	44	-	90,120,140	52.5	42.5	10	30,48,48	HM20	M10×1
-HM25-105,150	25	55	60	-	105,150	61.0	51	10	67	--	M16×1
-HM32-115,150	32	58	63	-	115,150	65.0	55	10	77,112	HM32	M16×1

- 订购刀柄配送扳手一支。
- 不附带筒夹，请使用液压专用筒夹。
- 不附带拉钉。
- 夹具切削工具时，φ6-φ32切削工具柄部要使用能插入工具公差h6以内的切削工具。
- Order tilt allocation spanner.
- Does not supplement the collet, the collet invites the hydraulic pressure knife special-purpose collet.
- Does not supplement the puller bolt to select.
- When jig cutting tool, φ6-φ32the cutting tool handle department must use can insert in tool common



BT-MX 后拉式刀柄 BT-MX Collet chuck



型号说明 Model explanation

BT40 - MX - 12 - 90

刀柄形状

夹头略号

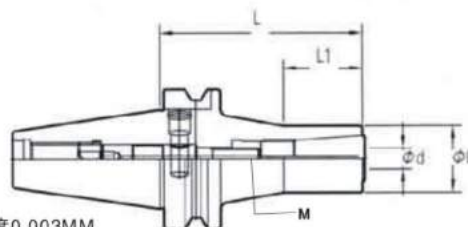
从基准面开始的长度

最大把握直径

- 预设动平衡G2.5,30000min⁻¹
- 侧面锁紧,方便更实用,振动精度0.003MM

● Preinstall transient equilibri G2.5,30000min⁻¹

● The side locking, facilitates is more practical, vibration precision 0.003MM

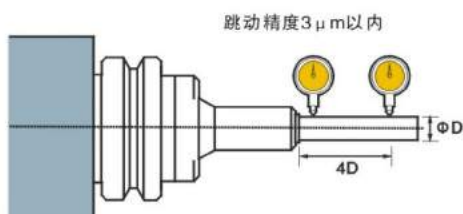


型号 Cat.No	尺寸 Size					重量 Weight (KG)
	D	L	C	L1	M	
BT30 -MX8-90	3.0-10.0	90	22	36	M8	0.6
	-MX12-105	3.0-12.0	105	30	M12	0.7
BT40	-MX8-85	3.0-10.0	85	22	M8	1.2
	-MX8-105	3.0-10.0	105	22	M8	1.5
	-MX8-120	3.0-10.0	120	22	M8	1.9
	-MX12-90	3.0-12.0	90	30	M12	1.2
	-MX12-105	3.0-12.0	105	30	M12	1.6
	-MX12-120	3.0-12.0	120	30	M12	1.9
BT50	-MX8-105	3.0-10.0	105	22	M8	4.1
	-MX8-135	3.0-10.0	135	22	M8	4.4
	-MX8-165	3.0-10.0	165	22	M8	4.8
	-MX12-105	3.0-12.0	105	30	M12	4.5
	-MX12-135	3.0-12.0	135	30	M12	4.8
	-MX12-165	3.0-12.0	165	30	M12	5.1

- 全系列可选购中心通油型。
- 迷你小径刀柄扳手, 不带套筒, 带筒请另订购。

- The entire series may select and purchase the center to pass the oil type.
- The miniature trail hilt belt spanner, does not bring the sleeve, the sleeve pleas to order separately buys.

MS 筒夹 MS collet



型号 Cat.No		标准 STANDARD	精密 PCLASS
MX8-3	MX12-4	0.005	0.003
-4	-5		
-5	-6		
-6	-8		
-8	-10		
-10	-12		



ISO-GER 高速ER刀柄
ISO-GER High speed er collet chuck



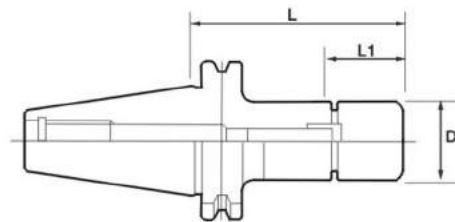
型号说明 Model explanation

ISO25 GER 20 45

刀柄形状

夹头略号

从基准面开始的长度
最大把握直径



- 预设动平衡, 最高可连40000min⁻¹
- Preinstall transient equilibri, high40000min⁻¹

型号 Cat.No	尺寸 Size			螺母 Nut	筒夹 suitable Collet	扳手 suitable spanner	把握直径 Chucking Dia	
	D	L1	L					
ISO20	ISO20-GER16-45	30	25	45	GER16	ER16	GER16	1~10
ISO25	ISO25-GER20-45	35	27	45	GER20	ER20	GER20	1~13
ISO30	ISO30-GER16-60	30	25	60	GER16	ER16	GER16	1~10
	-GER25-60	40	30	60	GER25	ER25	GET25	1~16



ISO-GSK 弹性刀柄
ISO-GSK Flexible Shank



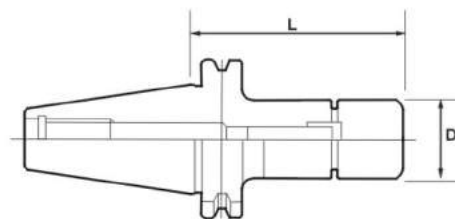
型号说明 Model explanation

ISO25 GSK 10 35

刀柄形状

夹头略号

从基准面开始的长度
最大把握直径



- 预设动平衡, 最高可连40000min⁻¹
- Preinstall transient equilibri, high40000min⁻¹

型号 Cat.No	尺寸 Size			最高旋转数 MAX.min-1	螺母 Nut	筒夹 suitable Collet	扳手 suitable spanner	把握直径 Chucking Dia
	D	L1	L					
ISO20	ISO20-GSK6-30	19.5	30	40000	GSK6	STK6	GSK6	0.7~6.0
	-GSK10-45	27.5	45	40000	GSK10	STK10	GSK10	1.75~10.0
ISO25	ISO25-GSK10-45	27.5	45	40000	GSK10	STK10	GSK10	1.75~10.0
	ISO30	ISO30-GSK10-60	27.5	60	40000	GSK10	STK10	GSK10
	-GSK16-60	40	60	30000	GSK16	STK16	GSK16	2.75~16.0



无键槽锁刀座
Locks the tool apron without the key slot



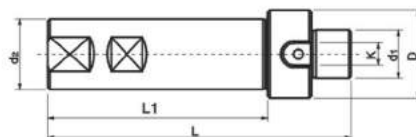
型号 Cat.No
BT30
ISO20
ISO25
ISO30

配件 E
FITTING E





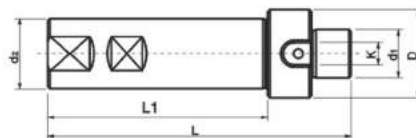
C-FMA 直柄面铣刀杆 (英制)
C-FMA Face mill extension (English)



型号 Cat.No	尺寸 Size						
	d1	d2	D	L1	L	K	
20	C20-FMA25.4-60	25.4	20	47	60	100	9.25
32	C32-FMA25.4-60	25.4	32	47	60	100	9.25
	-FMA25.4-100	25.4	32	47	100	140	9.25
	-FMA25.4-150	25.4	32	47	150	190	9.25
	-FMA25.4-200	25.4	32	47	200	240	9.25
	C42-FMA25.4-60	25.4	42	47	60	100	9.25
42	-FMA25.4-100	25.4	42	47	100	140	9.25
	-FMA25.4-150	25.4	42	47	150	190	9.25
	-FMA25.4-200	25.4	42	47	200	240	9.25



C-FMB 直柄面铣刀杆 (公制)
C-FMB Face mill extension (Metric)



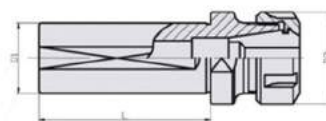
型号 Cat.No	尺寸 Size						
	d1	d2	D	L1	L	K	
20	C20-FMB22-60	22	20	47	60	98	10
32	C32-FMB22-60	22	32	47	60	98	10
	-FMB22-100	22	32	47	100	138	10
	-FMB22-150	22	32	47	150	188	10
	-FMB22-200	22	32	47	200	238	10
	C42-FMB22-60	22	42	47	60	98	10
42	-FMB22-100	22	42	47	100	138	10
	-FMB22-150	22	42	47	150	188	10
	-FMB22-200	22	42	47	200	238	10
	-FMB27-60	27	42	60	60	100	12
	-FMB27-100	27	42	60	100	140	12
	-FMB27-150	27	42	60	150	190	12
	-FMB27-200	27	42	60	200	240	12



车床专用ER弹性筒夹刀柄
Special lathe elasticity of ER collet the handle



端口跳动5 μm以内



- 适用于数控车床，安装常用钻头、铰刀、丝锥等刀具
- 以下规格均不含扳手及筒夹，如有需要请另行订购

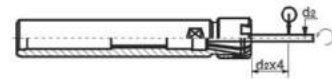
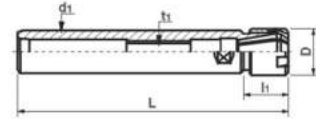
型号 Cat.No	尺寸 Size				夹头 Collet Chucks
	D1	D2	L	Range	
SL16-ER11-55	16	19	55	0.5-6	ER11
SL16-ER16-55	16	30	55	1-10	ER16
SL20-ER11-60	20	19	60	0.5-6	ER11
SL20-ER16-60	20	30	60	1-10	ER16
SL20-ER20-60	20	34	60	1-13	ER20
SL25-ER16-58	25	30	58	1-10	ER16
SL25-ER20-58	25	34	58	1-13	ER20
SL25-ER25-58	25	42	58	1-16	ER25
SL32-ER20-85	32	34	85	1-13	ER20
SL32-ER25-85	32	42	85	1-16	ER25
SL32-ER32-85	32	50	85	3-20	ER32
SL32-ER40-85	32	63	85	4-26	ER40
SL40-ER25-85	40	42	85	1-16	ER25
SL40-ER32-85	40	50	85	3-20	ER32
SL40-ER40-85	40	63	85	4-26	ER40
SL50-ER32-85	50	50	85	3-20	ER32
SL50-ER40-85	50	63	85	4-26	ER40



ER延长杆 (M/UM型)
ER Extension (M/UM type)



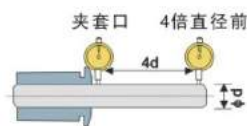
端口跳动5 μ m以内



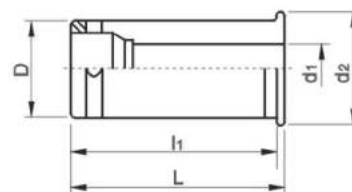
型号 Cat.No	尺寸 Size				把握直径 Chuching Dia
	L	L1	D	d1	
C10-ER11-100A	121.6	21.6	19	10	1.0~7.0
C12-ER11-100A	121.6	21.6	19	12	1.0~7.0
C16-ER11-100A	121.6	21.6	19	16	1.0~7.0
C16-ER11-150A	171.6	21.6	19	16	1.0~7.0
C16-ER16-100A	135.1	35.1	20	16	1.0~10
C16-ER16-150A	185.1	35.1	20	16	1.0~10
C20-ER16-100A	135.1	35.1	20	20	1.0~10
C20-ER16-150A	185.1	35.1	20	20	1.0~10
C20-ER16-200A	235.1	35.1	20	20	1.0~10
C20-ER20-100A	135.1	40.5	25	20	1.0~13
C20-ER20-150A	185.1	40.5	25	20	1.0~13
C20-ER20-200A	235.1	40.5	25	20	1.0~13
C10-ER8-100M	115.5	15.5	12	10	0.5~5.0
C10-ER8-150M	165.5	15.5	12	10	0.5~5.0
C12-ER11-100M	130.5	30.5	16	12	1.0~7.0
C12-ER11-150M	180.5	30.5	16	12	1.0~7.0
C16-ER16-100M	139.5	39.5	22	16	1.0~10.0
C16-ER16-150M	189.5	39.5	22	16	1.0~10.0
C16-ER16-200M	239.5	39.5	22	16	1.0~10.0
C20-ER16-100M	139.5	39.5	22	20	1.0~10.0
C20-ER16-150M	189.5	39.5	22	20	1.0~10.0
C20-ER16-200M	239.5	39.5	22	20	1.0~10.0
C20-ER20-100M	144.5	44.5	28	20	1.0~10.0
C20-ER20-150M	194.5	44.5	28	20	1.0~10.0
C20-ER20-200M	244.5	44.5	28	20	1.0~10.0
C25-ER25-100UM	152	52	42	25	2.0~16.0
C25-ER25-150UM	202	52	42	25	2.0~16.0
C32-ER25-100UM	155	52	42	32	2.0~16.0
C32-ER25-150UM	202	52	42	32	2.0~16.0
C32-ER32-100UM	155	55	50	32	3.0~20.0
C32-ER32-150UM	205	55	50	32	3.0~20.0
C32-ER32-200UM	255	55	50	32	3.0~20.0



强力筒夹
Power milling



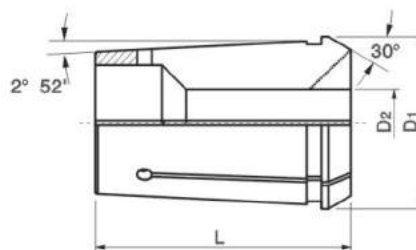
夹套等级	跳动精度 (MAX.mm)	
	夹套口	4倍直径前
AA级	0.005	0.01



规格 Taper	型号 Cat.No	尺寸 Size			
		D	d2	L	L1
C20	3,4,5,6,8,10,12,16	20	25	52.5	49
C25	6,8,10,12,16,20	25	30	59	56
C32	6,8,10,12,16,20,25,15,19,24	32	37.5	65	67.4
C32	1/4,5/16,3/8,1/2,3/4,5/8,1"	32	37.5	65	67.4
C42	6,8,10,12,16,20,25,32, 15,19,24	42	47	80	76
C42	1/4,5/16,3/8,1/2,5/8,3/4,1"	42	47	80	76



OZ弹性筒夹
OZ Spring collets



规格 Taper	型号 Cat.No
OZ-25	6,8,10,12,16,20,25MM 3,4,5,7,9,11,13,18MM
OZ-25	1/8", 3/16", 1/4", 5/16", 3/8", 7/16", 1/2", 9/16" 5/8", 11/16", 3/4", 13/16", 7/8", 15/16", 1"



ER 弹性筒夹
ER Spring collets



规格 Tper	D	L	RANGE
ER8	8.5	13.5	0.5
ER11	11.5	18	0.5
ER16	17	27.5	1.0
ER20	21	31.5	1.0
ER25	26	34	1.0
ER32	33	40	1.0
ER40	41	46	1.0

夹套 等级	跳动精度 (MAX.mm)	
	夹套口	4倍直径前
A级	0.005	0.01
普通级	0.01	0.015

ER8		ER16		ER25		ER32		ER40	
型号 Cat.No	夹持 Clamping	型号 Cat.No	夹持 Clamping	型号 Cat.No	夹持 Clamping	型号 Cat.No	夹持 Clamping	型号 Cat.No	夹持 Clamping
0.5	0.5	1.0	0.5~1.0	2.0	1.0~2.0	3.0	2.0~3.0	6.0	5.0~6.0
1.0	0.5~1.0	2.0	1.0~2.0	3.0	2.0~3.0	4.0	3.0~4.0	7.0	6.0~7.0
1.5	1.0~1.5	3.0	2.0~3.0	4.0	3.0~4.0	5.0	4.0~5.0	8.0	7.0~8.0
2.0	1.5~2.0	4.0	3.0~4.0	5.0	4.0~5.0	6.0	5.0~6.0	9.0	8.0~9.0
2.5	2.0~2.5	5.0	4.0~5.0	6.0	5.0~6.0	7.0	6.0~7.0	10.0	9.0~10.0
3.0	2.5~3.0	6.0	5.0~6.0	7.0	6.0~7.0	8.0	7.0~8.0	11.0	10.0~11.0
3.5	3.0~3.5	7.0	6.0~7.0	8.0	7.0~8.0	9.0	8.0~9.0	12.0	11.0~12.0
4.0	3.5~4.0	8.0	7.0~8.0	9.0	8.0~9.0	10.0	9.0~10.0	13.0	12.0~13.0
4.5	4.0~4.5	9.0	8.0~9.0	10.0	9.0~10.0	11.0	10.0~11.0	14.0	13.0~14.0
5.0	4.5~5.0	10.0	9.0~10.0	11.0	10.0~11.0	12.0	11.0~12.0	15.0	14.0~15.0
ER11		ER20		12.0	11.0~12.0	13.0	12.0~13.0	16.0	15.0~16.0
				13.0	12.0~13.0	14.0	13.0~14.0	17.0	16.0~17.0
型号 Cat.No	夹持 Clamping	型号 Cat.No	夹持 Clamping	14.0	13.0~14.0	15.0	14.0~15.0	18.0	17.0~18.0
1.0	0.5~1.0	1.0	0.5~1.0	15.0	14.0~15.0	16.0	15.0~16.0	19.0	18.0~19.0
1.5	1.0~1.5	2.0	1.0~2.0	16.0	15.0~16.0	17.0	16.0~17.0	20.0	19.0~20.0
2.0	1.5~2.0	3.0	2.0~3.0			18.0	17.0~18.0	21.0	20.0~21.0
2.5	2.0~2.5	4.0	3.0~4.0			19.0	18.0~19.0	22.0	21.0~22.0
3.0	2.5~3.0	5.0	4.0~5.0			20.0	19.0~20.0	23.0	22.0~23.0
3.5	3.0~3.5	6.0	5.0~6.0					24.0	23.0~24.0
4.0	3.5~4.0	7.0	6.0~7.0					25.0	24.0~25.0
4.5	4.0~4.5	8.0	7.0~8.0					26.0	25.0~26.0
5.0	4.5~5.0	9.0	8.0~9.0						
5.5	5.0~5.5	10.0	9.0~10.0						
6.0	5.5~6.0	11.0	10.0~11.0						
6.5	6.0~6.5	12.0	11.0~12.0						
7.0	6.5~7.0	13.0	12.0~13.0						

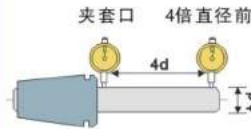


SK 筒夹
SK Collet



规格 Tper	ϕD	L	ϕC	L1	H
SK 6	7.5	25	10	17.6	3.8
SK 10	12	30.5	15	21.3	5
SK 16	18.8	45	24	32	8
SK 25	28.9	57	35	43	8.5

夹套等级	跳动精度 (MAX.mm)	
	夹套口	4倍直径前
A级	0.001	0.005
普通级	0.005	0.01

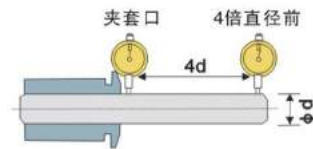


型号 Cat.No	夹持 Clamping	型号 Cat.No	夹持 Clamping	型号 Cat.No	夹持 Clamping	型号 Cat.No	夹持 Clamping
SK 6-0.8	0.7~0.8	SK 10-2.0	1.75~2.0	SK d16-3.0	2.75~3.0	SK 25-16.5	16.0~16.5
SK 6-1.0	0.9~1.0	SK 10-2.25	2.0~2.25	SK 16-3.5	3.0~3.5	SK 25-17.0	16.5~17.0
SK 6-1.25	1.1~1.25	SK 10-2.5	2.25~2.5	SK 16-4.0	3.5~4.0	SK 25-17.5	17.0~17.5
SK 6-1.5	1.25~1.5	SK 10-2.75	2.5~2.75	SK 16-4.5	4.0~4.5	SK 25-18.0	17.5~18.0
SK 6-1.75	1.5~1.75	SK 10-3.0	2.8~3.0	SK 16-5.0	4.5~5.0	SK 25-18.5	18.0~18.5
SK 6-2.0	1.75~2.0	SK 10-4.0	3.0~3.5	SK 16-5.5	5.0~5.5	SK 25-19.0	18.5~19.0
SK 6-2.25	2.0~2.25	SK 10-4.5	3.5~4.0	SK 16-6.0	5.5~6.0	SK 25-19.5	19.0~19.5
SK 6-2.5	2.25~2.5	SK 10-5.0	4.5~5.0	SK 16-6.5	6.0~6.5	SK 25-20.0	19.5~20.0
SK 6-2.75	2.5~2.75	SK 10-5.5	5.0~5.5	SK 16-7.0	6.5~7.0	SK 25-20.5	20.0~20.5
SK 6-3.0	2.8~3.0	SK 10-6.0	5.5~6.0	SK 16-7.5	7.0~7.5	SK 25-21.0	20.5~21.0
SK 6-3.5	3.0~3.5	SK 10-6.5	6.0~6.5	SK 16-8.0	7.5~8.0	SK 25-21.5	21.0~21.5
SK 6-4.0	3.5~4.0	SK 10-7.0	6.5~7.0	SK 16-8.5	8.0~8.5	SK 25-22.0	21.5~22.0
SK 6-4.5	4.0~4.5	SK 10-7.5	7.0~7.5	SK 16-9.0	8.5~9.0	SK 25-22.5	22.0~22.5
SK 6-5.0	4.5~5.0	SK 10-8.0	7.5~8.0	SK 16-9.5	9.0~9.5	SK 25-23.0	22.5~23.0
SK 6-5.5	5.0~5.5	SK 10-8.5	8.0~8.5	SK 16-10.0	9.5~10.0	SK 25-23.5	23.0~23.5
SK 6-6.0	5.5~6.0	SK 10-9.0	8.5~9.0	SK 16-10.5	10.0~10.5	SK 25-24.0	23.5~24.0
		SK 10-9.5	9.0~9.5	SK 16-11.0	10.5~11.0	SK 25-24.5	24.0~24.5
			9.5~100	SK 16-11.5	11.0~11.5	SK 25-25.0	24.5~25.0
				SK 16-12	11.5~12.0	SK 25-25.4	25.0~25.4
				SK 16-12.5	12.0~12.5		
				SK 16-13	12.5~13.0		
				SK 16-13.5	13.0~13.5		
				SK 16-14.0	13.5~14.0		
				SK 16-14.5	14.0~14.5		
				SK 16-15.0	14.5~15.0		
				SK 16-15.5	15.0~15.5		
				SK 16-16.0	15.5~16.0		

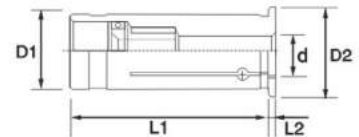
E
铣削夹持具
Accessories



液压筒夹
Hydraulic collet



夹套等级	跳动精度 (MAX.mm)	
	夹套口	4倍直径前
AA级	0.005	0.01



型号 Cat.No	尺寸 Size					
	D1	D2	L1	L2	d	
HM12	HM12-3	12	16	44.5	2	3
	-4	12	16	44.5	2	4
	-5	12	16	44.5	2	5
	-6	12	16	44.5	2	6
	-7	12	16	44.5	2	7
	-8	12	16	44.5	2	8
HM20	HM20-3	20	24	50.5	2	3
	-4	20	24	50.5	2	4
	-5	20	24	50.5	2	5
	-6	20	24	50.5	2	6
	-7	20	24	50.5	2	7
	-8	20	24	50.5	2	8
	-9	20	24	50.5	2	9
	-10	20	24	50.5	2	10
	-11	20	24	50.5	2	11
	-12	20	24	50.5	2	12
	-13	20	24	50.5	2	13
	-14	20	24	50.5	2	14
	-15	20	24	50.5	2	15
	-16	20	24	50.5	2	16
-17	20	24	50.5	2	17	
HM32	HM32-6	32	36	60.5	3	6
	-8	32	36	60.5	3	8
	-10	32	36	60.5	3	10
	-12	32	36	60.5	3	12
	-14	32	36	60.5	3	14
	-16	32	36	60.5	3	16
	-18	32	36	60.5	3	18
	-20	32	36	60.5	3	20
-25	32	36	60.5	3	25	

● 采用直身设计
适用于液压刀柄

● Uses the straight body design
Is suitable for the hydraulic pressure hilt



螺帽
Clamping nut



样式 Manner	型号 Cat.No	尺寸 Size			
		D	d	L	T
A	ER11A-LM	19	17	11.3	M14×0.45P
	ER16A-LM	28	25	17.5	M22×1.5P
	ER20A-LM	34	30	19	M25×1.5P
M	ER8M-LM	12	-	10.8	M10×0.75P
	ER11M-LM	16	-	12	M13×0.75P
	ER16M-LM	22	-	18	M19×1.0P
	ER20M-LM	28	-	19	M24×1.0P
	ER25M-LM	35	-	20	M30×1.0P
UM/RD	ER25UM-LM	42	29	20	M32×1.5P
	ER32UM-LM	50	38.5	22.5	M40×1.5P
	ER40UM-LM	63	48.3	22.5	M50×1.5P
	ER50UM-LM	78	59	35.5	M64×2.0P
KM/RD	ER25KM-LM	42	29	22.5	M32×1.5P
	ER32KM-LM	50	38.5	26	M40×1.5P
	ER40KM-LM	63	48.3	29	M50×1.5P
	ER50KM-LM	78	59	40	M64×2.0P
HER	HER16-LM	32	26	18	M22×1.5P
	HER20-LM	36	30	20	M25×1.5P
	HER25-LM	42	36	22.5	M32×1.5P
	HER32-LM	50	44	25	M40×1.5P
SD	SD6-LM	20	-	21	M15×1.0P
	SD10-LM	27	-	24	M22×1.0P
	SD16-LM	40	-	31	M32×1.5P
	SD25-LM	55	-	37	M45×2.0P



ER 型扳手
ER Spanner



CODE NO	D	L	N
ER11A-BS	ER11	32.0	95
ER16A-BS	ER16	44.0	144
ER20A-BS	Er20	52.5	144

CODE NO	MODEL	A	B
ER25UM-BS	ER25	65	210
ER32UM-BS	ER32	75	250
ER40UM-BS	ER40	90	290
ER50UM-BS	Er50	110	350

CODE NO	MODEL	A	B
ER8M-BS	ER8	12.0	90
ER11M-BS	ER11	16.8	90
ER16M-BS	ER16	22.5	110
ER20M-BS	ER20	29.0	120
ER25M-BS	ER25	36.0	130

型号 Cat.No	SD6-BS	SD10-BS	SD16-BS	SD25-BS
专用螺帽	SD6-LM	SD10-LM	SD16-LM	SD25-LM

C 型扳手
C Spanner

型号 Cat.No	使用范围 Use scope	L	B	C	I
C20-BS	50-55	260	46	50-55	52
C32-BS	80-90	272	64	80-90	67
C42-BS	92-98	285	65	92-98	90




OZ 型扳手
OZ Spanner

型号 Cat.No	D1	规格 Taper
OZ25-BS	60	OZ25
OZ32-BS	76	OZ32





寻边器
Edge finder



编号 Serial Number	型号 Cat.No	柄径 Handle diameter	长度 Length	侧头 Gauge head	测径 Diameter
01	WH-120	10Φ	90	±0.002	10Φ
02	WH-1010	10Φ	90	±0.002	10Φ
03	SME-420	10Φ	90	±0.005	40Φ 10Φ
04	OP-20	20Φ	160	±0.005	10Φ
05	KL-4010	10Φ	90	±0.005	40Φ 10Φ
06	ME-1020	10Φ	90	±0.005	10Φ
07	HME-420	10Φ	90	±0.005	40Φ 10Φ
08	WH-1020A	10Φ	90	±0.002	10Φ



中心寻找表
Center for table



订货号 Order No	指示表 指示范围 Range Of Per Rev	直测杆长度 Length Of Straight Feeler	中心测杆长度 Length Of Centre Point Feeler	弯测杆长度 Length Of Curved Feeler
0421.002	0~3mm	45mm 100mm 154mm	52.5mm	46mm 100mm 154mm
0421.001	0~0.12in	1.77in 4in 6.06in	2.07in	1.81in 4in 6.06in

mm(in)



Z轴设定器
The Z axis set device



(Z-01)



(Z-02)



(Z-03)



(Z-04)

编号 Serial Number	型号 Cat.No	型式 Pattern	总高度 Gross altitude
Z-01	ZIP-50	量表式 (内藏)	50
Z-02	ZIP-50F	量表式 (内藏)	50
Z-03	ZOP-50	光电式 (内藏)	50
Z-04	ZIP-50A	量表式 (外置)	100



测试棒
Test bar



型号 Cat.No
BT30-TA250
BT40-TA300
BT50-TA400



锁刀座
Toll locking fuxture



型号 Cat.No
BT30-S30
BT40-S40
BT50-S50
HSK63A-S63
HSK80A-S80



清洁棒
Spindle taper wiper



型号 Cat.No	重量 (KGS)
BT30-W30	0.05
BT40-W40	0.06
BT50-W50	0.13



万能夹具组
Omnipotent accessories group



型号 Cat.No
CA-12-58P
CA-16-58P
PA-1/2-58P
PA-5/8-58P



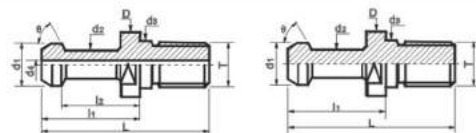
刀具管理车
Toll trolley



型号 Cat.NO	外观尺寸 Appearance Of Size	存放数量 Store The Number
DTC30	L920*W475*H775mm	可存放36支BT30刀把
DTC40	L920*W475*H775mm	可存放36支BT40刀把
DTC50	L920*W475*H775mm	可存放24支BT50刀把
DTC63	L920*W475*H775mm	可存放24支HSK63刀把



拉钉
Puller bolt



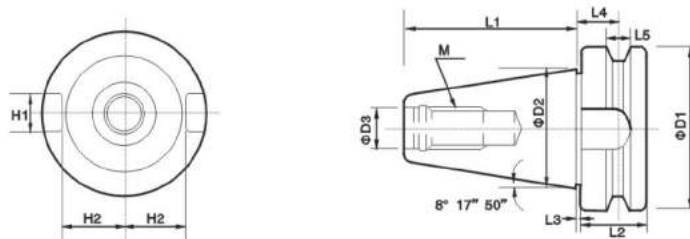
型号 Cat.No	D	d	D1	D2	L	E	G	Q	形式 Form	备注 Note
PS-1	15	23	17	10	60	35	M16	45	BT40-1标准型	MAS P40T-1
PS-2	15	23	17	10	60	35	M16	60	BT40-2标准型	MAS P40T-2
PS-3	19	31	21	14	70	40	M20	45	BT45-1标准型	MAS P45T-1
PS-4	19	31	21	14	70	40	M20	60	BT45-2标准型	MAS P45T-2
PS-5	23	38	25	17	85	45	M24	45	BT50-1标准型	MAS P50T-1
PS-6	23	38	25	17	85	45	M24	60	BT50-2标准型	MAS P50T-2
PS-16	11	16.5	12.5	7	43	23	M12	45	BT30-1标准型	MAS P30T-1
PS-17	11	16.5	12.5	7	43	23	M12	60	BT30-2标准型	MAS P30T-2
PS-18	13	20	28	8.5	48	28	M24	45	BT35-1标准型	MAS P35T-1
PS-19	13	20	28	8.5	48	28	M24	60	BT35-2标准型	MAS P35T-2
PS-5F	23	38	28	17	85	45	M24	45	BT50-1	PS-5端面研磨
PS-6F	23	38	28	17	85	45	M24	60	BT50-2	PS-6端面研磨
PS-50	23	38	28	17	110	70	M24	45	BT50	
PS-53	23	38	26.187	17	85.2	45.2	1-8UNC	45	CAT50U	
PS-63	23	38	26	17	85.2	45	1-8UNC	60	CAT50U	
PS-70	19	23	17	14	60	35	M16	45	BT40	
PS-72	15	23	16.281	10	57.15	32.15	5/8-11UNC	45	CAT40U	
PS-0	23	38	25	17	85	45	M24	90	BT50-90型	
PS-08-1	15	23	17	10	60	35	M16	90	BT40-90型	
PS-P	24	36	25	18	71	31	M24	90	BT50三井精机	
PS-P5-1	15	23	17	10	50	25	M16	90	BT40三井精机	
PS-P10	11	16	12.5	7	40	20	M12	90	BT30三井精机	
PS-U2	13.7	20	13	8.9	53	28	M24	60	BT35松浦机械	
PS-G4	23	38	25	17	85	45	M24	90	BT50马扎克	
PS-G5	15	23	17	10	54.6	29.6	M16	90	BT40马扎克	
PS-G45	28.956	37	25	20.828	65.2	25.2	M24	45	BT50马扎克端面研磨	PS-G45无孔
PS-G58	18.796	22	17	12.446	44.1	19.106	M16	45	BT40马扎克端面研磨	PS-G51无孔
PS-G60	18.796	21.8	16.281	12.446	41.256	16.256	5/8-11UNC	45	CAT40U 大限	
PS-019	23	38	-	17	85	45.2	1-8UNC	90	CAT50U	
PS-047	23	38	25	17	85	45	M24	90	IT50森精机	
PS-P13	24	36	-	18	71	31	1-8UNC	90	CAT50U三井精机	
PS-H30	15	23	16.281	10	57.2	32.2	5/8-11UNC	45	CAT40U日立精机	
PS-B1	22	38	25	16	112	72	M24	60	BT50大限	
PS-809	28	23	17	21	74	34	M24	75	BT50端面研磨	JIS-B6339-89
PS-805	19	23	17	14	54	29	M16	75	BT40端面研磨	JIS-B6339-89
PS-801	12	16.5	12.5	8	43	23.4	M12	75	BT30端面研磨	JIS-B6339-89
PS-J	14	20	13		45	23	M12	90	BT35北村机械	
PS-M10	14	16	12.5	10	40	22	M12	45	CAT30S牧野精机	
PS-R3	10	18	13	7	43	25	M12	45	BT35碌碌产业	
PS-C	21	39	25	15	105.1	63.1	M24	45	BT50日立精工	
PS-301	15	23	17	11	60	35	M16	60	BT40津上	
PS-Q3	16	16.5	12.5	2.5	31.8	11.8	M12	45	BT30	
PS-BR*1	7	10	6.5	4	28	17	M6	45	BT15兄弟工业	
PS-81	12	16.5	12.5	8	44	24	M12	R4	BT30CKD用	DIN69872-B-1988
PS-581	28	36	25	21	74	34	M24	75	IT50	DIN69872-A-1988
PS-302	19	23	17	14	54	26	M16	75	IT40	DIN69872-A-1988
PS-122	13	17	13	9	44	24	M12	75	IT30	
PS-S27	18.95	22.5	17	12.925	44.25	19.25	M16	45	BT15新日本工机	

- 中心通油型机床在使用无中心孔拉钉是，请使用端面研磨拉钉。
- 拉钉一体弄及PS-BR拉钉推荐使用BT15细杆刀柄。
- 需要附ID的拉钉时，请在型号后加ID表示例：PS-6-IDB。
- PS-814度除统一用PS-805，PS-P5度除统一用PS-P5-1。
- PS-08度除统一用PS-08-1。

- The center passes the oil-type engine bed when uses the non-center bore puller bolt, please do use the end surface to grind the puller bolt.
- When needs to attach ID the puller bolt, please at model add-on ID table demonstration: PS-6-IDB Puller bolt body makes and the PS-BR puller bolt recommendation uses Bt15 thin pole hilt.
- PS-814 abolishes the unification to use PS-805, PS-P5 abolishes the unification to use PS-P5-1
- PS-08 abolishes the unification to use PS-08-1.



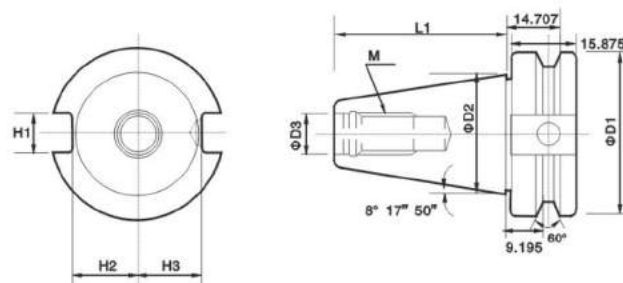
BT锥柄规格尺寸
BT bit holder specification size



BT.NO	ΦD1	ΦD2	ΦD3	L1	L2	L3	L4	L5	H1	H2	M
BT30	46	31.75	12.5	48.4	20	3	13.6	8	16.1	16.3	M12
BT40	63	44.45	17	65.4	25		16.6	10		22.6	M16
BT50	100	69.85	25	101.8	35	2	23.2	15	25.7	35.4	M24



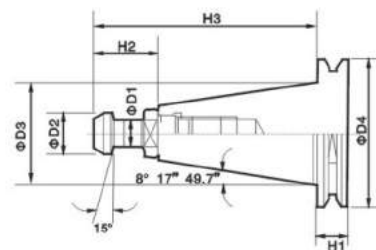
CAT锥柄规格尺寸
CAT bit holder specification size



CAT.NO	ΦD1	ΦD2	ΦD3	L1	H1	H2	H3	M
CAT40	63.5	44.45	16.28	68.25	16.28	22.6	25.02	5/8" -11UNC
CAT50	98.43	69.85	26.38	101.6	305.31	35.31	37.72	1" -8UNC



ISO锥柄规格尺寸
ISO bit holder specification size



ISO.NO	D1	D2	D3	D4	H1	H2	H3
ISO20	6	9	22.225	33	8	12	45.3
ISO25	7	10	25.4	37	8	16	55.7
ISO30	9	13	31.75	50	15.9	24	71.8



海纳精密切削科技股份有限公司

HEINER PRECISION MACHINING TECHNOLOGY CO., LTD.

海纳精密机械有限公司

HEINER PRECISION MACHINERY CO., LTD.

地址：陕西省西安市莲湖区大庆路3号

Add:No.3 Daqing Road, Lianhu District, Xi'an, Shaanxi Province

Tel:029-81333283

Fax:029-84110636

E-mail:hanatool@163.com

www.nc360.net



Hai na now!

